



**UTTARAN**

Flat-B1, House-32 (1st floor), Road-10/A,  
Dhanmondi, Dhaka-1209, Bangladesh.

Independent Auditor's Report and  
Audited Consolidated Financial Statements  
For the year ended June 30, 2021



**AZIZ HALIM KHAIR CHOUDHURY**

CHARTERED ACCOUNTANTS

Exclusive Correspondent Firm of PKF International

---

Office: House # 64 (1st & 2nd Floor),  
Road # 12A, Dhanmondi, Dhaka-1209

Tel: +8802 55 00 0808, 55001839

E-mail: [ahkc@ahkcbd.com](mailto:ahkc@ahkcbd.com)

Web: [www.ahkcbd.com](http://www.ahkcbd.com)

**UTTARAN**  
For the year ended 30 June 2021

## Table of Contents

<b>Serial No.</b>	<b>Particulars</b>	<b>Page No.</b>
01.	Independent Audit Report	01-02
02.	Consolidated Statement of Financial Position (Balance Sheet)	03-03
03.	Consolidated Income and Expenditure Statement	04-04
06.	Consolidated Statement of Cash Flows (Direct Method)	05-05
05.	Consolidated Statement of Changes in Fund	06-06
04.	Consolidated Receipts and Payments Statement	07-08
07.	Financial Statement: i) General Information ii) All Notes	09-31
08.	Details of consolidated property, plant and equipment (Annexure A/1 to A/12)	32-45
09.	Details of bank balance (Annexure B/1 to B/3)	46-48
10.	Programme wise consolidated Statement of Financial Position (Balance Sheet) (Annexure-C)	49-49
11.	Consolidated Income and Expenditure Statement (Annexure-D)	50-50
12.	Consolidated Receipts and Payments Statement (Annexure-E)	51-52
13.	Notes to the consolidated financial statements (Annexure-F)	53-69

**Independent Auditor's Report**

To the Members of the General Body of UTTARAN

**Report on the Audit of the Financial Statements****Opinion**

We have audited the accompanying financial statements of UTTARAN which comprise the consolidated statement of financial position (Balance Sheet) as at 30 June 2021 and the consolidated statement of income and expenditure, consolidated statement of cash flows, statement of changes in equity (Capital Fund) and consolidated statement of receipts and payments, for the year then ended, and notes to the financial statements, including a summary of significant accounting policies.

In our opinion, and to the best of our information and according to the explanations given to us, the accompanying consolidated financial statements give a true and fair view of the consolidated financial position of UTTARAN as at 30 June, 2021 and of its consolidated financial performance and its consolidated cash flow for the year then ended in accordance with the basis of accounting described in notes# 3 to the financial statements and other applicable laws and regulation.

**Basis for Opinion**

We conducted our audit in accordance with International Standards on Auditing (ISAs). Our responsibilities under those standards are further described in the Auditor's Responsibilities for the Audit of the Financial Statements section of our report. We are independent of the organization in accordance with the International Ethics Standards Board for Accountants Code of Ethics for Professional Accountants (IESBA Code) together with the ethical requirements that are relevant to our audit of the financial statements in jurisdictions, and we have fulfilled our other ethical responsibilities in accordance with these requirements and with the IESBA Code. We believe that the audit evidence we have obtained is sufficient and appropriate to provide a basis for our opinion.

**Emphasis of Matter**

The financial statement is prepared to provide information to UTTARAN. As a result, the statement may not be suitable for another purpose. Our opinion is not modified in respect of this matter.

**Other Information**

Management is responsible for the other information. The other information comprises all of the information in the Annual report other than the consolidated financial statement and our auditor's report thereon. The Annual report is expected to be made available to us after the date of this auditor's report.

Our opinion on the consolidated financial statements does not cover the other information and we do not express any form of assurance conclusion thereon.

In connection with our audit of the consolidated financial statements, our responsibility is to read the other information and in doing so, consider whether the other information is materially inconsistent with the financial statements or our knowledge obtained in the audit or otherwise appear to be materially misstated. If based on the work we have performed, we conclude that there is a materially misstatement of this other information, we are required to report that fact. We have nothing to report in this regard.

**Responsibilities of Management and Those Charged with Governance for the consolidated Financial Statements**

Management is responsible for the preparation and fair presentation of the financial statements in accordance with International Financial Reporting Standards (IFRSs), and other applicable laws and regulations and for such internal control as management determines is necessary to enable the preparation of financial statements that are free from material misstatement, whether due to fraud or error.

In preparing the financial statements, management is responsible for assessing the Organization's ability to continue as a going concern, disclosing, as applicable, matters related to going concern and using the going concern basis of accounting unless management either intends to liquidate the Organization or to cease operations, or has no realistic alternative but to do so.

Those charged with governance are responsible for overseeing the Organization's financial reporting process.

**Auditor's Responsibilities for the Audit of the Financial Statements**

Our objectives are to obtain reasonable assurance about whether the financial statements as a whole are free from material misstatement, whether due to fraud or error, and to issue an auditor's report that includes our opinion. Reasonable assurance is a high level of assurance, but is not a guarantee that an audit conducted in accordance with ISAs will always detect a material misstatement when it exists.

Misstatements can arise from fraud or error and are considered material if, individually or in the aggregate, they could reasonably be expected to influence the economic decisions of users taken on the basis of these financial statements.

As part of an audit in accordance with ISAs, we exercise professional judgments and maintain professional skepticism throughout the audit. We also:

- identify and assess the risk of material misstatement of the financial statement, whether due to fraud or error, design and perform audit procedures responsive to those risks, and obtain audit evidence that is sufficient and appropriate to provide a basis for our opinion. The risk of not detecting a material misstatement resulting from fraud is higher than for one resulting from error, as fraud may involve collusion, forgery, intentional omissions, misrepresentations, or the override of internal control;
- obtain an understanding of internal control relevant to the audit in order to design audit procedures that are appropriate in the circumstances, but not for the purpose of expressing an opinion the effectiveness of the organization's internal control;
- Conclude on the appropriateness of management's use of the going concern basis of accounting and, based on the audit evidence obtained, whether a material uncertainty exists related to events or conditions that may cast significant doubt on the Organization's ability to continue as a going concern. If we conclude that a material uncertainty exists, we are required to draw attention in our auditor's report to the related disclosures in the schedule or, if such disclosures are inadequate, to modify our opinion. Our conclusions are based on the audit evidence obtained up to the date of our auditor's report. However, future events or conditions may cause the organization to cease to continue as a going concern.
- evaluate the appropriateness of accounting policies used and the reasonableness of accounting estimates, if any, and related disclosures made by management;

We communicate with those charged with governance regarding, among other matters, the planned scope and timing of the audit and significant audit findings, including any significant deficiencies in internal control that we identify during our audit.

We also provide those charged with governance with a statement that we have complied with relevant ethical requirements regarding independence, and to communicate with them all relationships and other matters that may reasonably be thought to bear on our independence, and where applicable, related safeguards.


**Report on Other Legal and Regulatory Requirements**

We also report the following:

- a) we have obtained all the information and explanation which to the best of our knowledge and belief were necessary for the purpose of our audit and made due verification thereof;
- b) in our opinion, proper books of accounts as required by MRA Act & Rules have been kept by the organization's management so far as it appeared from our examination of those books;
- c) the statement of financial position, statement of income and expenditure dealt with by the report are in agreement with the books of accounts;

**25 October, 2021**  
Dhaka

Signed for and on behalf of  
**Aziz Halim Khair Choudhury**  
Chartered Accountants

  
Signed by:  
**Md. Aftab Uddin Ahmed FCA**  
Senior Partner  
ICAB Enrolment No.: 804

**UTTARAN**

Flat-B1,House-32 (1st floor), Road-10/A, Dhanmondi, Dhaka-1209, Bangladesh


**Programme wise consolidated Statement of Financial Position (Balance Sheet)**

As at 30 June 2021

Particulars	Notes	30.06.2021	30.06.2020
		Total BDT	Total BDT
<b>PROPERTY AND ASSETS</b>			
<b>Non-current assets</b>			
Property, plant and equipment	5	128,342,035	128,436,482
<b>Total non-current assets</b>		<b>128,342,035</b>	<b>128,436,482</b>
<b>Current assets</b>			
Revolving loan fund	6	301,217,769	310,537,663
Loans and advances	7	4,596,987	3,196,753
Investment in FDR	8	56,367,785	21,967,901
Cash and cash equivalents	9	57,757,619	37,036,403
<b>Total current assets</b>		<b>419,940,160</b>	<b>372,738,720</b>
<b>Total property and assets</b>		<b>548,282,195</b>	<b>501,175,202</b>
<b>FUND AND LIABILITIES</b>			
<b>Funds and Reserves</b>			
Fund account	10	109,658,200	112,613,241
Statutory reserve	12	9,170,308	5,442,338
<b>Total funds and reserves</b>		<b>118,828,508</b>	<b>118,055,579</b>
<b>Non-current liabilities</b>			
Gratuity fund	11	3,604,783	3,720,759
<b>Total non-current liabilities</b>		<b>3,604,783</b>	<b>3,720,759</b>
<b>Current liabilities</b>			
Short term loan from banks	13	180,522,734	186,589,199
Loan from other organisations	14	98,641,281	49,407,113
Inter-project loan	15	-	-
Other liabilities	16	3,335,604	3,274,342
Group members' savings	17	122,247,937	118,559,242
Security money	18	1,697,119	1,963,338
Members' loan insurance	19	11,943,172	11,086,866
Loan loss provision	20	7,461,057	8,518,764
<b>Total current liabilities</b>		<b>425,848,904</b>	<b>379,398,864</b>
<b>Total Fund and Liabilities</b>		<b>548,282,195</b>	<b>501,175,202</b>

These financial statements should be read in conjunction with the annexed notes

Signed for and behalf of Governing Body of Uttaran:




Coordinator (Accounts and Finance)



Director

Signed in terms of our separate report of even date annexed.

Signed for and on behalf of  
**Aziz Halim Khair Choudhury**  
Chartered Accountants

Signed by:   
**Md. Aftab Uddin Ahmed FCA**

Senior Partner

ICAB Enrolment No.: 804

Dhaka, Bangladesh

Dated: 25 October 2021

**UTTARAN**

Flat-B1, House-32 (1st floor), Road-10/A, Dhanmondi, Dhaka-1209, Bangladesh

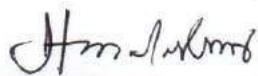
**Consolidated Income and Expenditure Statement**

**For the year ended 30 June 2021**

Particulars	Notes	2020-21	2019-20
		BDT	BDT
<b>Income</b>			
Grant income	21	362,210,936	295,813,113
Micro credit income	22	31,126,359	55,158,283
Other income	23	28,049,142	25,563,140
Bank interest	24	652,581	560,233
<b>Total</b>		<b>422,039,018</b>	<b>377,094,769</b>
<b>Expenditure</b>			
Personnel cost	25	96,948,809	88,425,023
Program cost	26	229,812,235	222,078,363
Administrative cost	27	33,426,997	29,995,092
Bank charge	28	361,273	391,330
Interest paid to bank		8,874,627	13,325,892
Overhead/Management cost		6,641,935	6,289,952
Depreciation		8,180,492	11,264,408
		<b>384,246,368</b>	<b>371,770,060</b>
Surplus for the year		37,792,650	5,324,709
<b>Total</b>		<b>422,039,018</b>	<b>377,094,769</b>

These financial statements should be read in conjunction with the annexed notes.

Signed for and behalf of Governing Body of Uttaran:



**Coordinator (Accounts and Finance)**



**Director**

Signed in terms of our separate report of even date annexed.

Signed for and on behalf of  
**Aziz Halim Khair Choudhury**  
Chartered Accountants



**Md. Aftab Uddin Ahmed FCA**

Senior Partner

ICAB Enrolment No.: 804

**Dhaka, Bangladesh**

Dated: 25 October 2021

**UTTARAN**

Flat-B1,House-32 (1st floor), Road-10/A, Dhanmondi, Dhaka-1209, Bangladesh

**Consolidated Statement of Cash Flows (Direct Method)**

For the year ended 30 June 2021

Particulars	2020-21	2019-20
	BDT	BDT
<b>A. Cash flows from operating activities</b>		
Grant received	365,148,408	259,690,537
Grant refunded	(115,976)	(18,522)
Micro credit income	31,126,359	55,158,283
Others Income	28,049,142	25,563,140
Bank interest	652,581	560,233
Payment against expenditure	(419,790,876)	(360,505,952)
Revolving loan to beneficiaries, net	9,319,894	24,145,647
<b>Net cash from operating activities: A</b>	<b>14,389,532</b>	<b>4,593,366</b>
<b>B. Cash flows from investing activities</b>		
Acquisition of Property, Plant and Equipment	(5,375,945)	(4,232,275)
Loans and advance	(1,400,234)	(1,103,419)
Investment in FDR	(34,399,884)	12,618,356
<b>Net Cash used in investing activities : B</b>	<b>(41,176,063)</b>	<b>7,282,662</b>
<b>C. Cash flows from financing activities</b>		
Short term loan from banks	(6,066,465)	(79,813,355)
Loan from other organisation	49,234,168	19,715,507
Inter-project loan	-	(8,497,178)
Others liabilities (finance)	61,262	3,274,342
Group members' savings	3,688,695	26,954,921
Security money	(266,219)	397,767
Members' loan insurance	856,306	3,285,259
<b>Net Cash used in financing activities : C</b>	<b>47,507,747</b>	<b>(34,682,737)</b>
<b>Net increase during the year (A+B+C)</b>	<b>20,721,216</b>	<b>(22,806,709)</b>
Cash and cash equivalents at beginning of the period	37,036,403	59,843,112
<b>Cash and cash equivalents at end of the period</b>	<b>57,757,619</b>	<b>37,036,403</b>



**UTTARAN**

Flat-B1, House-32 (1st floor), Road-10/A, Dhanmondi, Dhaka-1209, Bangladesh

**Consolidated Statement of Changes in Fund  
For the year ended 30 June 2021**

Particulars	Fund Account	Statutory Reserve	Total
	BDT	BDT	BDT
<b>Balance at 1 July, 2020</b>	112,613,241	5,442,338	118,055,579
Surplus/Deficit	37,792,650	-	37,792,650
Transferred to Statutory reserve fund	(3,727,970)	3,727,970	-
Grant received	365,148,408	-	365,148,408
Transfer to grant income	(362,210,936)	-	(362,210,936)
Fund support to MFP	(43,725,000)	-	(43,725,000)
Adjustment of last year depreciation	2,710,100	-	2,710,100
Adjustment for loan loss provision	1,057,707	-	1,057,707
<b>Balance at 30 June, 2021</b>	<b>109,658,200</b>	<b>9,170,308</b>	<b>118,828,508</b>

**For the year ended 30 June 2020**

Particulars	Fund Account	Statutory Reserve	Total
	BDT	BDT	BDT
<b>Balance at 1 July, 2019</b>	143,417,890	5,010,104	148,427,994
Surplus/Deficit	5,324,409	-	5,324,409
Transferred to Statutory reserve fund	(432,234)	432,234	-
Grant received	259,690,537	-	259,690,537
Transfer to grant income	(295,813,113)	-	(295,813,113)
Adjustment for loan loss provision	425,752	-	425,752
<b>Balance at 30 June, 2020</b>	<b>112,613,241</b>	<b>5,442,338</b>	<b>118,055,579</b>





**UTTARAN**

Flat-B1,House-32 (1st floor), Road-10/A, Dhanmondi, Dhaka-1209, Bangladesh

**Consolidated Statement of Receipts and Payments**


**For the year ended 30 June 2021**

Particulars	2020-2021	2019-2020
	BDT	BDT
<b>Receipts</b>		
<b>Opening balance</b>		
Cash in hand	1,393,867	1,894,920
Cash at bank	35,642,536	57,948,192
	<u>37,036,403</u>	<u>59,843,112</u>
<b>Receipts during the year</b>		
Grant received	365,148,408	259,690,537
Income from micro credit program	31,126,359	55,158,283
Overhead cost received	8,951,213	8,917,258
Contribution	1,438,523	1,348,500
Shared management cost	11,049,765	9,362,147
Interest on investment	3,590,587	4,003,705
Land lease	-	20,000
Caw Skin Sale IRW Qurbani Project	-	11,040
Net Wages received (IRW Ramadan)	-	449,476
ICS sale	583,680	410,490
Pass book sale	20	40
Loan form sale	15	15
Members admission fee	40	40
Members admission fee	350	-
Biogas Plant Sale	823,000	1,026,000
Staff security received	130,000	2,974,342
House rent received	1,131,814	-
Reimbursement of expenditures	445,214	-
Service charge received as grant	34,921	14,429
Bank interest	652,581	560,233
Realised from revolving loan fund	218,416,894	395,229,647
Advance received/Fund transfer	1,264,051	2,493,866
Realisation from suspension account	-	300,000
Encashment of investment in FDR	15,540,703	34,922,061
Loan received from banks	92,500,000	-
Loan received from others	49,636,486	93,320,801
Inter-project loan	17,810,062	25,430,883
Realised from group members savings	78,874,040	75,786,852
Security money	54,000	540,323
Risk fund/Members' loan insurance	1,677,510	3,844,030
Loan from staff welfare fund	-	1,200,000
Loan from staff provident fund	1,962,468	1,672,750
<b>Total receipts</b>	<u>902,842,704</u>	<u>978,687,748</u>
	<u><b>939,879,107</b></u>	<u><b>1,038,530,860</b></u>



Particulars	2020-21	2019-2020
	BDT	BDT
<b>Payments</b>		
Personnel cost	96,948,809	88,425,023
Program cost	229,812,235	222,078,363
Administrative cost	33,426,997	29,995,392
Bank charge	361,273	391,330
Overhead/Management cost	6,641,935	6,289,952
Capital expenditure	5,375,945	4,232,275
Paid to revolving loan fund	209,097,000	371,084,000
Interest paid to bank	8,874,627	13,325,892
Loan and advance	2,664,285	3,597,285
Investment	49,940,587	22,303,705
Payment from fund	115,976	18,522
Fund Support to MFP	43,725,000	-
Loan refund to banks	98,566,465	79,813,355
Loan paid to others	2,364,786	84,975,222
Inter-project loan	17,810,062	25,430,883
Paid to group members' savings	75,185,345	48,831,931
Security money refund	320,219	142,556
Risk fund	821,204	558,771
Staff security refund	68,738	-
<b>Total payments</b>	<b>882,121,488</b>	<b>1,001,494,457</b>
<b>Closing balance</b>		
Cash in hand	1,464,230	1,393,867
Cash at bank	56,293,389	35,642,536
	57,757,619	37,036,403
	<b>939,879,107</b>	<b>1,038,530,860</b>

Signed for and behalf of Governing Body of Uttaran:




Coordinator (Accounts and Finance)



Director

Signed in terms of our separate report of even date annexed.

Signed for and on behalf of  
**Aziz Halim Khair Choudhury**  
Chartered Accountants

Signed by: 

**Md. Aftab Uddin Ahmed FCA**

Senior Partner

ICAB Enrolment No.: 804

Dhaka, Bangladesh

Dated: 25 October 2021

**Uttaran**

Flat-B1, House-32 (1st floor), Road-10/A, Dhanmondi, Dhaka-1209, Bangladesh

**Notes to the consolidated financial statements**

**For the year ended 30 June 2021**

**1. Background**

Uttaran started its development intervention to uphold the rights of the poor and underprivileged in 1985 from Jatpur village of Tala upazila under Satkhira district. Uttaran, which means 'transition', in Bangla language, is a people centered organization using a rights based approach to alleviate poverty, diversify livelihood opportunities and empower poor communities of Bangladesh.

Uttaran is working for last 36 years in the most inaccessible and vulnerable 39 Upazilas of Satkhira, Dhaka, Khulna, Jashore, Bagerhat, Patuakhali, Barguna, Nrail, Kustia, Magura, Jhenaidha, Maherpur, Chuadanga and Cox's Bazar districts. Through a network of 43 offices, one training centre with well-developed communications and operating procedures and 879 experienced and highly qualified staff. Uttaran has strong credibility among communities and with the GoB, also secure a lead role in civil society organizations in Bangladesh. Uttaran maintains professional and automated financial systems to track all budgets; a fully staffed internal audit section; and possesses a strong Monitoring and Evaluation system collecting demographic information on all project beneficiaries, as well as their participation in project activities. Uttaran's annual report's link is showing below:

The organisation is registered with the Department of Social Welfare vide registration no. Satkhira. 6/85 dated 05 March 1985. Uttaran is also registered with NGO Affairs Bureau under Foreign Donations (Voluntary Activities) Regulation Ordinance 1978 vide registration no. DSS/FDO/R 255 dated 18 January 1988 and subsequently renewed on 18 January 2018 for the next ten years. Other two registrations of Uttaran are Joint Stock Companies & Firms under Societies Registration Act vide registration no. 1860 S 11188 dated 31 May 2011 and with Micro Credit Regulatory Authority issuing license to perform micro credit operations vide registration no. 01366-02704-00277 dated 15 June 2008.

In addition to micro credit program, Uttaran has the following programs:

Sl. no.	Name of the project	Funded by
1	Strengthening Resilience of Forcibly Displaced Myanmar Nationals (FDMN) & Host Community in Cox's Bazar	Islamic Relief World (IRW)
2	Asia Winterizan	Islamic Relief World (IRW)
3	Ramadan Support-2020 for Forcibly Displaced Myanmar National (FDMN) in Cox's Bazar, Bangladesh	Islamic Relief World (IRW)
4	Emergency & Resilience Assistance for Forcibly Displaced Myanmar National (FDMN) in Cox's Bazar, Bangladesh	Islamic Relief World (IRW)
5	Quarabani Programme for FDMNs & Host Community-2020	Islamic Relief World (IRW)
6	Sustainable Agriculture, Food Security and Linkages (SAFAL)	Solidaridad International
7	Investment Component for Vulnerable Group Development Programme (ICVGD2nd Phase)	World Food Programme (WFP)
8	Multi-Purpose Cash Grant (MPCG) to Support Emergency Food Assistance for the worst cyclone affected vulnerable households"	World Food Programme (WFP)
9	School Feeding Program (SFP)	The Directorate of Primary Education (DPE)
10	Reaching Out-of-School Children (ROSC) Phase-II Project	The Directorate of Primary Education (DPE)
11	Vulnerable Group Development Programme (VGD)	Ministry of Women and Children Affairs
12	Promoting Democratic Inclusion and Governance through Youth (PRODIGY)	British Council (BC)
13	Active Citizen Youth Leder Training	British Council (BC)
14	WASH SDG WAI Bangladesh Sub programme implementation phase	Simavi, The Netherlands
15	WASH SDG WAI Bangladesh Subprogramme implementation phase-2	Simavi, The Netherlands
16	New Area WASH SDG WAI Bangladesh	Simavi, The Netherlands
17	IDCOLE-ICS Programme	IDCOLE
18	IDCOL Biogas & Bio-fertilizer Program	IDCOLE

**Uttaran**

Flat-B1, House-32 (1st floor), Road-10/A, Dhanmondi, Dhaka-1209, Bangladesh

**Notes to the consolidated financial statements**

**For the year ended 30 June 2021**

Sl. no.	Name of the project	Funded by
19	Skills for Employment Investment Program (SEIP) (Tranche-1)	Palli Karma Sahayak Foundation (PKSF)
20	Skills for Employment Investment Program (SEIP) (Tranche-2)	Palli Karma Sahayak Foundation (PKSF)
19	Continuation of Sustainable River Basin Management Adapting Climate Change in the Southwest Bangladesh	Misereor, Germany
20	Emergency Support for the Fire Incident of Cox's Bazar Rohingya Camp	Misereor-Germany
21	COVID-19 Impact Mitigation for Host Communities in Cox's Bazar	Misereor-Germany
22	COVID-19 Impact Mitigation for Forcibly Displaced Myanmar	Misereor-Germany
23	COVID-19 Impact Mitigation for Forcibly Displaced Myanmar	Misereor-Germany
24	Emergency COVID-19 Sensitive life Saving Support for Cyclone.	Misereor-Germany
25	COVID-19 Impact Mitigation for Host Communities in Cox's Bazar	Misereor-Germany
26	Access to Public Resources and Opportunities To Increase the Rights of the Discriminated Hindered and Oppressed (APROTIRODHO) Project	Manusher Jonno Foundation (MJF)
27	Urban Management of Internal Migration due to climate change(UMIMCC) & Urban management of Migration of Livelihood (UMML) Project.	Deutsche Gesellschaft für Internationale Zusammenarbeit (GIZ) GmbH
28	BGD Cyclone Amphan Response Project	Save the children
29	Emergency Support and anticipated effort for south west coastal Bangladesh	Start Fund Bangladesh
30	Providing Extended Humanitarian Assistance in south west	Start Fund Bangladesh
31	Assist Marginalized People with Humanitarian Need (AMPHAN) in Khulna, Satkhira and Jashore District	Start Fund Bangladesh
32	BSRM Water Support Project	BSRM
33	Education Support Program	Mr. Yoshiki Takeshima (Japan)
34	Staff Reserve Fund	Staff Contribution
35	Village Sanitation Program (VSP)	Own Fund (Uttaran)
36	Assarting Marginalized Access to Right (AMAR) Project	European Union, Bangladesh
37	Emergency support to extremely vulnerable and high-risk households with life-saving support through agriculture livelihood and cash for work assistance in the Cyclone Amphan-Affected Areas"	Food & Agriculture Organization (FAO)
38	Humanitarian Assistance to the Amphan Affected People Living in Southern Parts of Bangladesh	EDUCO
39	Prevention and Elimination of Hazardous Form of Child Labour in	EDUCO
40	Emergency lifesaving supports to the fire victims in Rohingya camps,	EDUCO
41	Sustainable River Basin Management Project for Shibsha River.-1	Booth ENDS-Netherlands
42	Sustainable River Basin Management Project for Shibsha River.-2	Booth ENDS-Netherlands
43	Sustainable River Basin Management Project for Shibsha River.-3	Booth ENDS-Netherlands
44	Covid 19 Response: Emergency Support for extreme poor communities	United Way Worldwide
45	Cummins Education in Emergency Project	Save the children
46	BGD Cyclone Amphan Response Project (Shelter Repeating & Cash for Work	Save the children
47	BGD HF - Cyclone Yaas Emergency Response 2021	Save the children
48	Disaster Response and Recovery Facility COVID 19 Crisis	UNDP
49	Community Cohesion Project	UNDP
50	Emergency support for Flash Fire Affected Rohingya People	HELVETAS

**Uttaran**

Flat-B1, House-32 (1st floor), Road-10/A, Dhanmondi, Dhaka-1209, Bangladesh

**Notes to the consolidated financial statements**

**For the year ended 30 June 2021**

**2. List of Executive Committee members**

Name	Qualification	Profession	Present address
Sarder Md Rezaul Karim	B.A (Hons), M.A	Social Worker	Vill: Kapilmuni, Upazilla: Paikgacha, Khulna
Biddiyasagar Sarker	B.A (Hons), M.A	Social Worker and Teacher	Vill: Jatpur, Upazilla: Tala, Satkhira
Shahidul Islam	B.A (Hons), M.A	Social Worker	Vill: Jatpur, Upazilla: Tala, Satkhira
Rahima Khatun	BSC (Hons) MSC	Social Worker and Teacher	Vill: Pasrokhi, Upazilla: Tala, Satkhira
Dr Nazrul Islam	Vaternary Doctor	Social Worker	Vill: Shakhipur, Upazilla: Debhata, Satkhira
Achinta Saha	B.A (Hons), M.A	Social Worker	Vill: Jatpur Upazilla: Tala, Satkhira
Meherun Nessa	BSC (Hons) MSC	Social Worker and Teacher	Vill: Pasrokhi, Upazilla: Tala, Satkhira

**3. Basis of preparation of Financial Statements**

**3.1 Basis of preparation**

These financial statements have been prepared following accrual basis of accounting under historical cost convention. The consolidated financial statements have been prepared by consolidating all the projects of Uttaran with its general fund and micro credit program.

**3.2 Reporting currency**

All of assets, liabilities, capital fund, income and expenditure are denominated in BDT which is the functional currency of the organisation.

**3.3 Reporting period**

The financial statement of the organisation have been prepared for the year from 01 July 2020 to 30 June 2021.

**3.4 Components of these consolidated financial statements**

Following are the components of these financial statements:

- i. Consolidated Statement of Financial Position (Balance Sheet) as at 30 June 2021
- ii. Consolidated Income & Expenditure Statement for the year ended 30 June 2021
- iii. Consolidated Statement of Cash Flow for the year ended 30 June 2021
- iv. Consolidated Statement of Changes in Equity for the year ended 30 June 2021
- v. Consolidated Statement of Receipts and Payments for the year ended 30 June 2021
- vi. Notes, Comprising significant accounting policies and other explanatory information for the year ended 30 June 2021

**4. Significant accounting policies**

**4.1 Property, plant and equipment**

Property, plant and equipment are stated at cost less accumulated depreciation. Depreciation is charged following different methods for different projects at prescribed rates. Rate of depreciation on various categories of property, plant and equipment are as under:

<u>Category of asset</u>	<u>Rate of depreciation (%)</u>
Building	5
Office equipment	15
Furniture and fixtures	10
Transport equipment	20

**Uttaran**

Flat-B1, House-32 (1st floor), Road-10/A, Dhanmondi, Dhaka-1209, Bangladesh

**Notes to the consolidated financial statements**

**For the year ended 30 June 2021**

Full year's depreciation is charged on property, plant and equipment during the year of acquisition and no depreciation is charged during the year of disposal.

**4.2 Cash and cash equivalents**

Cash in hand, cash at bank, demand draft in transit and short-term investments in FDR have been considered as cash and cash equivalents for the preparation of the financial statements. which are held and readily available for use by the organisation without any restriction subject to an insignificant risk of changes in value.

**4.3 Loan loss provision**

**Loan classification**

Loans are classified in accordance with the guidelines of Micro Credit Regulatory Authority as noted below:

**No. of days outstanding**

No overdue	Regular
Overdue from 1-30 days	Watchful
Overdue from 31-180 days	Sub - standard
Overdue from 181-365 days	Doubtful
Overdue from above 365 days	Bad loan

**Loan loss provisioning**

Provision for loan loss is made in accordance with the guidelines of Micro Credit Regulatory Authority as noted below. Loan loss provision is also made for solar home systems program against loan to members which is not paid as per contract signed with Uttaran.

**Particulars**

<u>Particulars</u>	<u>Rate (%)</u>
Regular	1
Watchful	5
Sub-standard	25
Doubtful	75
Bad loan	100

**Write off policy**

Loan loss is written off in the financial statements having approval from competent authority if it becomes established that the loan will never be recovered.

**4.4 Service charge on loan**

Service charge on loan to beneficiaries, being the main source of income of micro credit program is recognised on the basis of realisation. It is collected with weekly & monthly loan repayments.

**4.5 Recognition of grants**

Grants from donors against reimbursement claim for beneficiaries' capacity building are shown separately from income generated by operations as income in the income statement considering the IAS-20 "Accounting for government grants and disclosure of government assistance". All donations are recorded at fair value against reimbursement claim.

**4.6 Overhead expenses**

Expenses incurred by the Head Office, Foundation Office, Regional Co-ordination Office, Zonal Office and Area Offices of micro credit program allocate their overhead expenses to various branches at the ratio of loan disbursement of the year.



**UTTARAN**

Flat-B1,House-32 (1st floor), Road-10/A, Dhanmondi, Dhaka-1209, Bangladesh

**Notes to the consolidated financial statements  
for the year ended 30 June 2021**

Particulars	2021	2020
	Total BDT	Total BDT
<b>5. Property, plant and equipment</b>		
<b>Cost</b>		
Opening balance	260,545,087	256,312,812
Add: Addition during the year	5,375,945	4,232,275
	<u>265,921,032</u>	<u>260,545,087</u>
Less: Disposal/Adjustment during the year	-	-
Closing balance (A)	<u><b>265,921,032</b></u>	<u><b>260,545,087</b></u>
<b>Depreciation</b>		
Opening balance	132,108,606	120,844,198
Add: Charge for the year	8,180,492	11,264,408
	<u>140,289,098</u>	<u>132,108,606</u>
Less: Adjustment for the year	2,710,100	-
Closing balance (B)	<u><b>137,578,997</b></u>	<u><b>132,108,606</b></u>
Written down value (A-B)	<u><b>128,342,035</b></u>	<u><b>128,436,483</b></u>
Details are shown in <b>Annex A.</b>		
<b>6. Revolving loan fund</b>		
<b>i) Micro credit program</b>		
Opening balance	310,189,346	334,663,998
Add: Disbursed during the year	208,671,000	370,683,000
	<u><b>518,860,346</b></u>	<u><b>705,346,998</b></u>
Less: Realised during the year	218,116,407	395,157,652
Closing balance	<u><b>300,743,939</b></u>	<u><b>310,189,346</b></u>
<b>ii) IDCOL BIO Gas/VSC</b>		
Opening balance	348,317	19,312
Add: Disbursed during the year	426,000	401,000
	<u><b>774,317</b></u>	<u><b>420,312</b></u>
Less: Realised during the year	300,487	71,995
Closing balance	<u><b>473,830</b></u>	<u><b>348,317</b></u>
Total	<u><b>301,217,769</b></u>	<u><b>310,537,663</b></u>
<b>7. Loan and advances</b>		
Opening balance	3,196,753	2,093,334
Add: Advance payment during the year	2,664,285	3,597,285
	<u><b>5,861,038</b></u>	<u><b>5,690,619</b></u>
Less: Advance adjustment during the year	1,264,051	2,493,866
Closing balance	<u><b>4,596,987</b></u>	<u><b>3,196,753</b></u>
<b>8. Investment in FDR</b>		
Opening balance	21,967,901	34,586,257
Add: Addition during the year	49,940,587	22,303,705
	<u><b>71,908,488</b></u>	<u><b>56,889,962</b></u>
Less: Encashment during the year	15,540,703	34,922,061
Closing balance	<u><b>56,367,785</b></u>	<u><b>21,967,901</b></u>
<b>9. Security deposit</b>		
Opening balance	-	350,000
Less: Realised during the year	-	350,000
Closing balance	<u><b>-</b></u>	<u><b>-</b></u>

Particulars	2021	2020
	Total BDT	Total BDT
<b>10. Cash and cash equivalents</b>		
Cash in hand	1,464,230	1,393,867
Cash at bank	56,293,389	35,642,536
<b>Total</b>	<b>57,757,619</b>	<b>37,036,403</b>
Details are shown in <b>Annex B.</b>		
<b>11. Fund account</b>		
<b>General fund</b>		
Opening balance	112,613,241	143,417,890
Add: Surplus during the year	37,792,650	5,324,409
	<b>150,405,891</b>	<b>148,742,299</b>
Add: Grant received	365,148,408	259,690,537
	<b>515,554,299</b>	<b>408,432,836</b>
Less: Transfer to grant income	362,210,936	295,813,113
	<b>153,343,363</b>	<b>112,619,723</b>
Add: Adjustment for loan loss provision	1,057,707	425,752
	154,401,070	113,045,475
Less: Statutory reserve fund (10% of surplus)	3,727,970	432,234
	<b>150,673,100</b>	<b>112,613,241</b>
Less: Fund Support to MFP	43,725,000	-
	106,948,100	112,613,241
Add: Depreciation last year unadjusted balance	2,710,100	-
<b>Closing balance</b>	<b>109,658,200</b>	<b>112,613,241</b>
<b>11 Gratuity fund</b>		
Opening balance	3,720,759	3,739,281
Less: refund amount	115,976	18,522
<b>Closing balance</b>	<b>3,604,783</b>	<b>3,720,759</b>
<b>12. Statutory reserve</b>		
Opening balance	5,442,338	5,010,104
Add: Addition during the year	3,727,970	432,234
<b>Closing balance</b>	<b>9,170,308</b>	<b>5,442,338</b>
<b>13. Short term loan from banks</b>		
<b>(i) Prime Bank Ltd</b>		
Opening balance	-	-
Add: Received during the year	50,000,000	-
	<b>50,000,000</b>	-
Less: Refund during the year	3,750,000	-
<b>Closing balance</b>	<b>46,250,000</b>	-
<b>(ii) One Bank Ltd</b>		
Opening balance	-	20,000,000
Add: Received during the year	-	-
	-	<b>20,000,000</b>
Less: Refund during the year	-	20,000,000
<b>Closing balance</b>	-	-
<b>(iii) Mercantile Bank Ltd</b>		
Opening balance	106,905,284	125,951,282
Add: Received during the year	-	-
	<b>106,905,284</b>	<b>125,951,282</b>
Less: Refund during the year	34,074,095	19,045,998
<b>Closing balance</b>	<b>72,831,189</b>	<b>106,905,284</b>



Particulars	2021	2020
	Total BDT	Total BDT
<b>iv) Bangladesh Finance &amp; Investent Company Ltd</b>		
Opening balance	16,167,483	25,558,426
Add: Received during the year	-	-
	<u>16,167,483</u>	<u>25,558,426</u>
Less: Refund during the year	16,167,483	9,390,943
<b>Closing balance</b>	<u>-</u>	<u>16,167,483</u>
<b>(v) Jamuna Bank Ltd</b>		
Opening balance	9,892,845	14,892,846
Add: Received during the year	12,500,000	-
	<u>22,392,845</u>	<u>14,892,846</u>
Less: Refund during the year	8,911,201	5,000,001
<b>Closing balance</b>	<u>13,481,644</u>	<u>9,892,845</u>
<b>(vi) Mutual Trust Bank Ltd</b>		
Opening balance	53,623,587	80,000,000
Add: Received during the year	-	-
	<u>53,623,587</u>	<u>80,000,000</u>
Less: Refund during the year	35,663,686	26,376,413
<b>Closing balance</b>	<u>17,959,901</u>	<u>53,623,587</u>
<b>(v) Dutch Bangla Bank Ltd</b>		
Opening balance	-	-
Add: Received during the year	30,000,000	-
	<u>30,000,000</u>	<u>-</u>
Less: Refund during the year	-	-
<b>Closing balance</b>	<u>30,000,000</u>	<u>-</u>
<b>Total</b>	<u>180,522,734</u>	<u>186,589,199</u>
<b>14. Loan from other organisations</b>		
<b>(i) Progoti Construction</b>		
Opening balance	4,814,063	5,464,063
Less: Refund during the year	1,620,000	650,000
	<u>3,194,063</u>	<u>4,814,063</u>
Less: Transfer to loan and advance	-	-
	<u>3,194,063</u>	<u>4,814,063</u>
Add: Transferred from Shishithortho loan	-	-
<b>Closing balance</b>	<u>3,194,063</u>	<u>4,814,063</u>
<b>(ii) Staff provident fund</b>		
Opening balance	2,942,750	1,270,000
Add: Received during the year	1,962,468	1,672,750
	<u>4,905,218</u>	<u>2,942,750</u>
Less: Refund during the year	-	-
<b>Closing balance</b>	<u>4,905,218</u>	<u>2,942,750</u>
<b>(iii) Loan from others</b>		
Opening balance	40,050,300	22,557,543
Add: Received during the year	49,636,486	93,320,801
	<u>89,686,786</u>	<u>115,878,344</u>
Less: Refund during the year	744,786	84,325,222
	<u>88,942,000</u>	<u>31,553,122</u>
Add: Transfer from others loan account	-	8,497,178
<b>Closing balance</b>	<u>88,942,000</u>	<u>40,050,300</u>



Particulars	2021	2020
	Total BDT	Total BDT
<b>(iv) Loan from staff welfare fund</b>		
Opening balance	1,600,000	400,000
Add: Received during the year	-	1,200,000
	<u>1,600,000</u>	<u>1,600,000</u>
Less: Refund during the year	-	-
<b>Closing balance</b>	<b>1,600,000</b>	<b>1,600,000</b>
<b>Total</b>	<b>98,641,281</b>	<b>49,407,113</b>
<b>15. Inter-project loan</b>		
Opening balance	-	8,497,178
Add: Received during the year	17,810,062	25,430,883
	<u>17,810,062</u>	<u>33,928,061</u>
Less: Payment during the year	17,810,062	25,430,883
	<u>-</u>	<u>8,497,178</u>
Less: Transfer to Others Loan Account	-	8,497,178
<b>Closing balance</b>	<b>-</b>	<b>-</b>
<b>16. Other liabilities</b>		
<b>(i) Liability for expense</b>		
Opening balance	300,000	-
Add: Provision during the year	-	300,000
	<u>300,000</u>	<u>300,000</u>
Less: Payment during the year	-	-
<b>Closing balance</b>	<b>300,000</b>	<b>300,000</b>
Less: Transfer to Fund Account	-	-
	<u>300,000</u>	<u>300,000</u>
<b>(ii) Staff Security Fund</b>		
Opening balance	2,974,342	-
Add: Received during the year	130,000	2,974,342
	<u>3,104,342</u>	<u>2,974,342</u>
Less: Payment during the year	68,738	-
	<u>3,035,604</u>	<u>2,974,342</u>
<b>Closing balance</b>	<b>3,335,604</b>	<b>3,274,342</b>
<b>17. Group members' savings</b>		
Opening balance	118,559,242	91,604,321
Add: Collection during the year	78,874,040	75,786,852
	<u>197,433,282</u>	<u>167,391,173</u>
Add: Interest during the year	-	-
	<u>197,433,282</u>	<u>167,391,173</u>
Less: Refund during the year	75,185,345	48,831,931
<b>Closing balance</b>	<b>122,247,937</b>	<b>118,559,242</b>
<b>18. Security money</b>		
Opening balance	1,963,338	1,565,571
Add: Collection during the year	54,000	540,323
	<u>2,017,338</u>	<u>2,105,894</u>
Less: Refund during the year	320,219	142,556
<b>Closing balance</b>	<b>1,697,119</b>	<b>1,963,338</b>



Particulars	2021	2020
	Total BDT	Total BDT
<b>19. Members' loan insurance</b>		
Opening balance	11,086,866	7,801,607
Add: Collection during the year	1,677,510	3,844,030
	12,764,376	11,645,637
Less: Refund during the year	821,204	558,771
<b>Closing balance</b>	<b>11,943,172</b>	<b>11,086,866</b>
<b>20. Loan loss provision</b>		
Opening balance	8,518,764	8,944,516
Add: Addition during the year	-	-
	8,518,764	8,944,516
Less: Adjustment during the year	1,057,707	425,752
<b>Closing balance</b>	<b>7,461,057</b>	<b>8,518,764</b>
<b>21. Grants income</b>		
<b>Project</b>		
Expense for project	319,469,887	295,811,627
Less: Bank interest	93,918	183,172
	319,375,969	295,628,455
Less: Other income	2,880,549	2,799,514
	316,495,420	292,828,941
Less: Fund received from centre	-	-
	316,495,420	292,828,941
<b>Other</b>		
Grant received (note 21.1)	45,715,516	2,984,172
<b>Total</b>	<b>362,210,936</b>	<b>295,813,113</b>
<b>21.1 Details of grant received</b>		
<b>Donner</b>		
UNDP	67,110,468	-
DFID/Start Fund	53,974,779	29,540,789
Solidaridad International	37,621,874	35,978,762
Islamic Relief World (IRW)	33,209,464	84,169,287
Misereor-Germany	32,578,031	13,466,471
SIMAVI WASH	21,138,233	10,186,447
DFID/Manusher Jonno Foundation (MJF)	18,283,896	10,087,076
Bangladesh Government	16,368,048	12,817,298
EDUCO	13,423,523	-
World Food Program (WFP)	5,387,753	19,585,873
Palli Karma Sahayak Foundation	4,714,260	7,504,199
United Way Worldwide	4,139,988	-
Save the children	3,413,300	2,137,000
Food & Agriculture Organization (FAO)	2,529,479	3,000,000
Booth ENDS-Netherlands	1,972,379	-
IDCOLE	1,252,800	400,185
British Council	832,000	8,614,695
Deutsche Gesellschaft fur Internationale Zusammenarbeit (GIZ)	765,232	906,355
HELVETAS	717,385	-
European Commission	-	18,311,928
	<b>319,432,892</b>	<b>256,706,365</b>



Particulars	2021	2020
	Total BDT	Total BDT
<b>Other</b>		
Fund from General Fund	43,725,000	-
Miscellaneous	641,100	1,139,335
Mr. Yoshiki Takeshima (Japan)	545,675	231,480
Manabadhikar Shongskriti Foundation (MSF)	323,731	-
Crowed Fund	300,000	-
Global Giving	92,953	-
BNPS	87,057	157,715
BLP- Govt.	-	1,059,150
ESUKI KANDA- Japan	-	386,492
Crpwed Fund	-	10,000
	<b>45,715,516</b>	<b>2,984,172</b>
<b>Total</b>	<b>365,148,408</b>	<b>259,690,537</b>
<b>22. Micro credit income</b>		
Service charge collection	28,996,930	51,911,326
Others (MCP)	1,418,222	1,602,499
House rent from employee	273,650	1,063,080
Pass book sale	166,385	185,510
Loan form sale	47,230	176,615
Members admission fee	65,180	161,550
Recovery of write off loan	158,762	57,703
<b>Total</b>	<b>31,126,359</b>	<b>55,158,283</b>
<b>23. Other income</b>		
Shared staff salary received	11,049,765	9,362,147
Contribution from members	1,438,523	1,348,500
Overhead cost received (note 23.1)	8,951,213	8,917,258
Interest on investment	3,590,587	4,003,705
ICS sale	583,680	410,490
House rent received	1,131,814	-
Staff Contribution for Oxygen Support	445,214	-
Service charge collection	34,921	14,429
Biogas Plant Sale	823,000	1,026,000
Pass book sale	20	40
Loan form sale	15	15
Members admission fee	40	40
Others Income	350	-
Land lease	-	20,000
Caw Skin Sale IRW Qurbani Project	-	11,040
Net Wages received (IRW Ramadan)	-	449,476
<b>Total</b>	<b>28,049,142</b>	<b>25,563,140</b>
<b>23.1 Overhead cost received</b>		
Community Cohesion Project	2,046,963	-
Emergency support to extremely vulnerable and high-risk households with life-saving support through agriculture livelihood and cash for work assistance in the Cyclone Amphan-Affected ICVGD	152,642	-
Others	348,529	110,439
Emergency Support and anticipated effort for south west coastal Bangladesh	519,286	2,627,306
Providing Extended Humanitarian Assistance in south west Bangladesht	801,986	-
Ramadan Support for FDMNs in Cox's Bazar-2020 under Cox's Bazar, Bangladesh	814,944	-
	1,000,000	449,476

Particulars	2021	2020
	Total BDT	Total BDT
Disaster Response and Recovery Facility COVID 19 Crisis Response(DRRF) Project	1,181,469	-
IRW Resilience COVID-19 Project	789,992	-
Assist Marginalized People with Humanitarian Need (AMPHAN) in Khulna, Satkhira and Jashore District	980,148	-
Humanitarian Assistance to the Amphan Affected People Living in Southern Parts of Bangladesh	136,149	-
“Multi-Purpose Cash Grant (MPCG) to Support Emergency Food Assistance for the worst cyclone affected vulnerable households”	85,470	-
Prevention and Elimination of Hazardous Form of Child Labour in Coastal Areas of Bangladesh	93,635	-
Emergency & Resilience Assistance for Forcibly Displaced Myanmar National (FDMN)	-	2,480,000
Community Based Disaster Risk Reducation (CBDRR)	-	192,426
Emergency Response for (COVID-19), Satkhira and Jessore District	-	190,330
Transitional Shelter Assistance for the Forcibly Displaced Myanmar Nationals	-	116,045
Quarabani Programme for FDMNs in Cox's Bazar, Bangladesh-2019	-	327,103
Winterization Project for Rohingya Refugees in Coxs Bazar, Bangla	-	517,464
Livelihood Support for the Host Community of Teknaf and Ukhiya Upzela under Cox's Bazar, Bangladesh	-	903,468
Life Saving Action to Support Cyclone Bulbul Affected Communities of Satkhira and Khulna District	-	317,964
Connecting Class Room Programme	-	685,237
<b>Total</b>	<b>8,951,213</b>	<b>8,917,258</b>

**24. Bank interest**

MCP	253,031	71,432
General Fund	305,632	305,629
APARAJEO and SAFAL	25,785	35,486
Emergency support to extremely vulnerable and high-risk households with life-saving support through agriculture livelihood and cash for work assistance in the Cyclone Amphan-Affected Areas”	1,020	-
SEIP and SIMAVI	7,354	23,467
CCR	-	105
River Basin and Education	2,415	3,516
UMIMCC	760	1,644
IDCOL and SFP	2,433	4,460
ASIA and VSP	1,233	1,193
VGD	92	11,113
BSRM Water Support Project	5,870	16,976
Staff Reserve Fund	240	2,351
ICVGD	218	899
Disaster Response and Recovery Facility COVID 19 Crisis Response(DRRF) Project	9,345	-
WASH SDG WAI Bangladesh Subprogramme implementation phase-2	9,338	-
COVID-19 Impact Mitigation for Forcibly Displaced Myanmar Nationals (FDMN) in Cox's Bazar Camps	4,579	-
AMAR Project	4,115	-
Sustainable River Basin Management Project for Shibsha River.	4,965	-
Emergency COVID-19 Sensitive life Saving Support for Cyclone.	2,443	-

Particulars	2021	2020
	Total BDT	Total BDT
Covid 19 Response: Emergency Support for extreme poor communities.	1,947	-
Prevention and Elimination of Hazardous Form of Child Labour in Coastal Areas of Bangladesh	4,284	-
Strengthening Resilience of Forcibly Displaced Myanmar Nationals (FDMN) & Host Community in Cox's Bazar	5,482	-
BGD Cyclone Amphan Response Project	-	1,442
Active Citizen Youth Leder Training	-	82
Emergency & Resilience Assistance for Forcibly Displaced Myanmar National (FDMN) in Cox's Bazar, Bangladesh	-	80,438
<b>Total</b>	<b>652,581</b>	<b>560,233</b>
<b>25. Personnel cost</b>		
Salaries and benefits	94,499,426	86,247,617
Provident fund	2,449,383	2,177,406
<b>Total</b>	<b>96,948,809</b>	<b>88,425,023</b>
<b>26. Program cost</b>		
Unconditional/Multipurpose Cash Support	27,691,000	16,126,500
Create employment for 5000 beneficiaries for 20 days each for quick impact projects (Repair/rehabilitate public infrastructure in cluding rural roads Schools,Markets canals,etc) including safe traveling from home to site and Return, reporting progress over mobile etc.	21,090,000	-
Programme Cost	18,002,929	-
Cow supply	13,607,700	6,451,600
Disaster Risk Reduction	9,708,951	-
Interest on savings	9,375,898	7,277,411
Training duration for four month	9,011,093	-
NFI support/Clothing supprrt for Camp 8 West	7,990,664	-
Livelihood Support	7,525,000	-
Hygiene Kits	6,493,212	7,393,676
Water Plant Instalation	4,751,477	1,487,278
Training duration for one month	4,466,810	-
Improved Demand Creation and Use of Equitable & Sustaiaable Services	4,437,397	-
Training duration for two month	4,069,234	-
Tution Fees/Conveyance/Tiffin	3,955,300	795,000
Emergency health kits distribution	3,908,750	-
Food support	3,806,233	-
Food support/Cash Support (3 Months)	3,225,000	-
Providing food support to the affected HHs for children and family members.	3,131,831	-
Advocacy for sustainable embankments and pumping of saline water	3,114,385	66,400
Apprenticeships for trainees	2,823,714	-
Start-up grants - tool kits	2,748,626	-
Facilitation of training session in the PGs on good agriculture and climate smart sustainable farming practices in selected subsectors/commodities	2,484,276	2,550,855
Good Quality tools for each for work (one set 1* Spade and 2* baskets jhuree.	2,371,850	-
Training duration for six month	2,320,344	-
Improved Gender and Social Inclusion	2,243,079	-
Fooding Cost	2,098,848	2,818,200

Particulars	2021	2020
	Total BDT	Total BDT
Kitchen Materials	1,866,427	4,421,157
Overhead to Partner	1,708,331	-
Cash for work	1,582,800	18,448,662
Promote and scale standard farming practices and post-harvest management in 60 clusters in collaboration with private sectors and public authorities. (A discussion session in each PG of 60 Clusters once in a season engaging PG members and local supply chain actors).	1,351,080	-
Volunteer Allowance	1,264,000	-
Building and strengthening capacity of LFs, and CLSPs by organizing training, cross visit, refreshers etc.	1,105,959	594,396
Start up grants-conditional cash transfer	1,064,000	-
Improved Public Sector sustainable and WASH Equitable Service Delivery and Governance	1,016,467	-
Establishment, equipment and furniture for 2 Community cohesion centres	996,325	-
Hygiene pack and Safety materials (mask, detergent, Hand Sanitizer, Sanitary Napkin, Soaps and Bucket).	917,608	-
Coronavirus Related Support Activities	917,000	-
Transport & Distribution	844,430	620,965
Hygiene Kit	817,000	-
Sewing machine, accessories & fabrics	800,000	-
Training Center Rent	750,000	130,000
Collectivisation of adolescent girls and boys and establishment of adolescent club (include rent and operational cost)	701,158	591,934
Organize training/workshop/seminar as defined in methods	620,256	70,706
Active Citizen non residential Training	600,000	527,500
Qurbani cost	558,247	247,569
Clothing Items support for 180 HH:	545,940	-
Shelter up gradation	532,350	-
Educational Material Distribution for the Children (Khata, Pencil, Eraser, Pen, Geometry Box,)	515,709	-
Demonstration and dissemination of innovative and proven climate smart technologies	508,199	1,463,495
Community Cohesion Centre (CCC)	493,700	-
Improve Private Sector Sustainable, Access to Finance & Equitable WASH Service Delivery	485,964	-
Survival support for the climate & Disaster Victims	450,000	-
Centre start and Closing	450,000	85,260
Training for CNVs on (both new and existing) nutrition, dietary diversity, IYCF, health and hygiene and SRHR (total CNV 130	445,218	537,227
Update the business plan, increasing trade volume and service coverage and record keeping of community based entrepreneurs.	436,756	-
Bio-gas Plant set up(Chula,lata pipe,gas valve etc)	431,770	251,384
IEC materials development, design & printing cost	427,939	-
Transportation & other logistics cost	426,218	480,260
Develop Advocacy and Campaign Material	419,286	-
Operation Cost:	417,940	271,660
Visibility	391,857	50,996
Training Venue & Accommodation	374,000	1,040,320
Materials and Skill Labour Support i.e. bricks,	367,445	-
Training Materials	350,000	358,700
Training Manual Development	311,730	-
Identify local training needs (types of training) by conduct an assessment (time of total project period)	300,000	-

Particulars	2021	2020
	Total BDT	Total BDT
Regular backstopping support to lead farmers, CLSP, PCA through regular planning and coordination meeting	294,141	362,319
Facilitate quarterly executive committee meeting in each of the producer groups to discuss overall production and marketing status, challenges and different social issues of the community.	291,568	-
Shelter repairing	290,000	-
Service delivery cost	275,166	110,775
Research and Publication	270,000	2,500
Water Tank for drinking water preservation(100L)	269,700	-
School Repeating	249,989	-
Shelter and Non-Food Items	249,000	-
Warehouse facilities cost (8 Upazilas for 3 months)	240,000	-
Quarterly meeting of upazila panni committee(31 members in each	226,539	312,006
Land Mobilization Corner	222,000	-
Dialogue with selected MFIs through workshop/meeting for developing	216,566	50,540
Organise meetings in each clusters to support the producer groups to have their self-assessment for scale adoption of good practices and to take forward the learning in the follow on seasons.	216,145	-
Training, Meeting, Allowance & Advocacy and Campaign Material	215,480	2,583,116
Transportation loding and unloding	215,407	669,454
Protection including Gender Based Violence	212,000	-
Governance session for new PGs	206,685	207,900
Nutritious food for underprivileged covid patients	203,127	-
ICS production	200,212	609,682
Cost of goods purchess	194,700	-
Inception Meeting with office of the Deputy Commissioner/local Government Authority.	190,066	-
Community consultation Workshops on BDP	189,915	-
Training for school children on nutrition, health and hygiene issues in collaboration with the governing bodies of selected schools	187,050	301,230
Pond disinfection	187,000	-
Quarterly meeting of the river basin committee	181,510	248,950
Climate change Assessment	178,253	-
Annual General Meeting of the Producer Groups	174,740	-
Training on Group Management and Leadership	172,527	-
Warehouse rental	168,000	168,000
Transportation of materials Visibility procurement and staff Security	167,921	-
Baby food	167,500	-
Repairing of tube-well at school and or Cyclone Shelter	159,017	-
Labour charge	150,254	-
Promote the use of digital technologies for demand aggregation and	142,497	-
Procesing cost of Khasland and water bodies on permanent and	140,630	-
Flip Chart for Group Development & Awareness	139,821	-
Other Programme Support Costs	139,600	-
Orientation to relevant officials of MFIs and Lead Farmers on the process and procedures of new financial products.	137,767	72,977
Students Selection (Community Mobilization,Booth Operation,Trade Matching and Others)	126,958	-
Facilitate annual general meeting of adolescent clubs	125,625	210,886
Facilitating the affected people to process legal/policy/administrative	123,250	184,000
Loos Tools (Assembling tools)	122,437	1,170
Organise inecption workshop at Upazila level	119,491	-
Training Materials (Handout, Modules, Raw materiasl)	115,562	429,000
Transportation	115,500	-
Gender Impact Assessment	112,647	-



Particulars	2021	2020
	Total BDT	Total BDT
Base Line Survey	112,416	-
Packeging Cost	106,250	-
Staff security (PPE, Mask, gloves, hand sanitizers, goggles )	102,530	-
Emergency Ambulance Support	101,688	-
Covid test (Home)	101,085	-
. Net making support for Disable & Older people	100,000	-
Student Registration/Councelling	100,000	55,860
Quarterly coordination and planning meeting with CNVs for supporting	98,075	-
Community consultation meetings on BDP	94,891	-
Apeal to prime minister	94,810	-
Training on Khasland Management and Land law	89,606	-
Nursery Entrepreneur	85,450	-
Orientation on Project Objective, approach , strategies, planning, monitoring and reporting	84,865	-
Distribution of chicken, feed, veterinary services and silos	84,770	-
Training on group management and leadership	84,078	-
Training on women's rights and inheritance law	84,078	-
Training on access to social safety net service	84,041	-
Training on Kashland management and land law	83,970	-
Sales Promotional Exp.(Per SHS)	81,881	31,580
Covid test (Hospital)	81,200	-
Publication (brocheure, pamplet, poster, annual report etc.)	80,730	-
Distribution Cost	77,500	153,650
Land Support	75,000	307,240
Distribution, load, unload, volunteer cost	75,000	-
Cash transfer charge (Mobile SIM Cost for HH)	74,700	-
Social Action project cost	70,000	70,000
Discount to Customer	70,000	128,000
Workshop on Gender assessment of water logging	66,405	-
Meeting of youth Paani committee of Tala & Paikgacha upazila with	66,215	-
Job Placement	65,245	-
Booth Operation Management	65,000	11,200
Annual general meeting of the upazila panni committee	65,000	65,980
Project Inception Meeting at 3 Union Parishad	63,730	-
Oxymeter for Covid postive patients	63,240	-
Distribution aman paddy seeds	62,455	-
Refresher training for farmers (e.g., goat rearing, feeding system,	62,085	16,000
Gurdian Coordination Meeting	57,500	9,840
Sewing & Tailoring training	57,500	-
School/College level Mobilization campaign for creating awareness within society through youths	57,100	-
Assesment & Certification	56,045	95,200
Sensitization on WASH rights on community level, consultation,	54,236	-
Translation of BDP	52,200	-
Organize stakeholder meeting with 2 districts & 8 upazilas for project implementation & input distribution plan to identified HH	50,885	-
Quarterly meeting of Youth Committee with Government Official	50,722	-
Mask, hand sanitizer, hadwasing point	54,619	-
Supporting Financial Institutes for adopting and scaling up .piloted	52,519	244,973
Publication Resurch	50,700	50,000
Orientation-Student/Gurdian	50,000	9,986
Publish four poster on SRBM and peoples issue	50,000	50,000
Formation of Union Gonounayan Federation (GUF) of primary organizations	49,640	-
Quarterly Meeting of Union GUF	49,640	-

Particulars	2021	2020
	Total BDT	Total BDT
Implementing school WASH programs ensuring proper dissemination of the WASH message through students and teachers.	48,275	39,428
Banner, festoon, leaflete	45,347	-
Video documentation	44,900	-
Health and Hygiene material for Staff (Soap, mask, sanitizer etc.)	49,844	-
Capacity Building Workshop on Gender and Climate Change	45,560	-
ToT on WASH data management trainings to Uttaran Staffs	48,999	-
Advocacy for TRM	43,680	15,000
Press conference in Khulna we bring 5 members from Each committees	42,850	-
Organise days observation, celebration of relevant national and	42,734	437,873
Three Expouser Visit to TRM Basin	42,512	11,975
Distribution of Micro-Gardening Kits (Seed, Vermicompost, spade and	42,380	-
Community follow up meeting	42,000	191,893
COVID-19 related persuasion Meeting with GoB at upazila level	41,494	-
Warehouse Maintenance/Utilities/Electricity bill	40,205	17,948
Learner photograph (500 learner)	40,000	-
Workshop with the Upazila & district Admin & Ministry of Water	38,600	35,050
Vaccination(six Month after), deworming( four months after), treatment & breeding(both as per need)	36,286	1,000
Helvetas Operation cost- M&E and Finance	35,000	-
Human chain	34,985	35,030
Supervision of community work	34,891	-
Community site identification	34,823	-
Receive & storing material	34,870	-
Worker mobilization	34,745	-
Formation of youth groups in Kapotakho	34,150	-
Representation meeting with GED	33,250	-
Press conference at district level	33,250	-
Dialogue with local political leader andelected represeutatives with	33,220	-
Representation Meeting of shibsha river basin paani committee and youth committee to Ministry of water resources and to department of disaster management.	33,200	-
Human chain	33,060	-
Job Placement Cost	32,333	95,200
Signboard setup with still frame	30,550	-
Organize Four Human Chain and Memorandum Submission	30,012	51,625
Community mobilizer salary	30,000	-
Campaign Material	28,530	-
online press conference	28,405	-
Memorandum Submission	28,405	-
Leaflet	28,405	-
Infograph on Covid-19 disaster and woman	28,310	-
Hand Mike cost	28,000	-
Formation of Upazila Bhumi Committee	27,448	-
Quarterly Committee Meeting of Upazila Bhumi Committee	27,448	-
Work shop for TRM	26,500	24,990
Workshop with the media personel	25,000	39,980
Published NewsLetter (3+3) In Bangla (Nodi) and English (Rivers and	25,000	25,000
Yearly project planning adjustment meeting	24,815	60,324
Workshop with Media at Upazila level: Khasland and inheritance Rights:	24,590	-
Support children to have access to the mainstream government and non-government education institutions	24,577	-
Staff and Volunteer Security ( PPE,Mask,Gloves,Hand Sanitizers	24,230	-
Three dialogue with elected	23,320	-
Booth operation committee orientation	22,000	-
Local Staffs orientation on project planning and strategic	21,337	-

Particulars	2021	2020
	Total BDT	Total BDT
Orientation on Gender and Climate Change to local TV & Print Media	21,250	-
Distribution of Fish feed	21,201	-
Monthly staff meeting	20,616	24,995
Program coordination at local level	20,399	-
Press conference at districts level	20,000	-
Monthly project coordination meeting	19,604	11,695
Field visit to draw map of poor coasial embankments in paikgacha upazila	19,000	-
ICVGD Inception and Project Briefing Session at Upazila Level.	19,000	-
Annual general meeting (AGM) of the central panni committee	18,230	18,781
Staff development & capacity building	17,721	59,373
Banner, Festun, Beneficiaries Card	17,155	25,275
Internship (Conveyance,communication,monitoring)	16,826	178,500
Quarterly meeting of the central panni committee (51 Members)	16,298	31,998
Cheque Received ( PD Office) 4 Cheque	16,150	-
Mike announcement	15,000	-
Data collection MIS cell	15,000	-
Submission of map to local and national government	14,155	-
Cordination meeting affected people and administrative officials to	14,050	13,996
Organised Four Public sharing meeting	13,980	-
Printing Item	13,779	-
Program monitoring & reporting	13,609	-
Agreement signature	13,360	-
Basic orientation and ICVGD Beneficiary Selection Process to Programme Staff.	13,000	-
Medical Camps and medicine supply to vulnerable people	12,955	429,857
Capacity enhancing activities aimed at women and social excluded at	12,780	8,817
Quarterly Local NGOs & CSOs Coordination meeting	12,592	-
Support education services for the children involved in hazardous work	12,556	-
COVID-19 related persuasion Meeting with GoB at District level	12,300	-
Quarterly coordination meeting with DPE officials at upazila level	12,000	10,000
Students Enlistment	12,000	7,600
Formation of Upazila GUF	11,800	-
Quarterly Meeting of Upazila GUF	11,800	-
Bi monthly meeting of UMCC	10,807	103,911
Staff capacity development	10,535	-
Poster printing	10,200	-
Follow up training to staff on Group leadership and management/ Safe	9,852	-
Meeting with UMCC on the identified issues	9,020	32,593
Community based monitoring	9,000	62,900
Enabling the community platforms for active lobbying and consequent	9,000	21,000
National and International Day Observation in Partnership with GoB:	7,494	-
Advocacy with national government to reformulate polices and laws	6,782	-
Quererly Project activities sharing and trobule shoting meeting	6,640	-
Quererly Project staff coordination meeting for all offices Staff	5,612	-
Beneficiary Information Survey-1 org	5,000	-
Meeting with lolcal represtative and school teacher	5,000	-
Staff Training	4,983	28,045
Training Expenses	3,200	-
Monthly Staff Coordination Meeting	2,356	23,226
Quarterly overall project coordination meetings	295	30,906
Hyiegine Kits	-	19,049,860
Solor Hariken	-	15,684,644
Warm clothes	-	16,755,693
Floor Mate	-	11,175,250
CBT materials cost	-	11,134,812

Particulars	2021	2020
	Total BDT	Total BDT
Ramadan Food Packages	-	10,029,683
Blankets	-	7,452,000
Latrin Desluge	-	6,114,211
Agricultural Support	-	5,492,694
Cooking Fuel	-	4,122,859
Establishment, equipment & furniture for CCC	-	2,612,308
Accomodation cost	-	1,732,501
School Meal	-	1,702,288
Participants Travel Allowance	-	1,546,016
Beneficiaries training /meeting /workshop/orientation	-	1,481,108
Participants Food Allowance	-	1,459,311
Sewing machine, accessories & fabrics	-	1,412,360
Goods Purchess (Inventories)	-	1,326,715
Training provide to PO member & Legal aid supports	-	1,238,707
Provide negotiation skill and leadership development training to the adolescents girls based on developed curriculum	-	1,154,899
Cross visit for LF, LSP, associate, PG members	-	1,051,854
Rewashable PPE for doctors nurse cleaners, lab technicians, drivers, 1	-	1,029,727
Two breeding female goats (doe) per farming household	-	849,848
Increase beneficieries access to public services	-	756,615
Leaflet, Miking, Panaflex, Disinfection, NGO network, distance circling,	-	754,170
Tree plantation in hill site	-	746,950
Borak Bamboo - each family 9 pic	-	577,800
Need Assessment	-	533,390
Sewing & Tailoring Traning	-	481,477
Covid-19	-	429,995
Nursary materials & start up cost share	-	350,000
Accessing farmers to ICT based Fertilizer recommendation card in	-	329,433
Support for host community entreprenures (market linkage)	-	320,000
Social awarness & social relation builup activities 6 event	-	313,950
Regular executive committee meeting and review the progress in	-	311,715
Packging Cost	-	307,001
Community Social awarness & friendly activities	-	300,975
Base Line Survey	-	300,000
Training Room Rent	-	282,720
Labor charges	-	280,000
Training Materials	-	220,656
Meeting / Workshop	-	212,230
Strengthening capacity of Safal supported entrepreneurs for business	-	174,607
Visibility	-	157,296
Dissemination of low cost vermin compost production methodology and	-	156,084
Preparing WASH related promotion materials, papers and other	-	150,076
Contingency	-	149,950
Basic business & Accountant training	-	139,950
Travel cost for staff to attend various meetings outside the working area	-	135,518
Labour Charge/ Temp Staff	-	134,114
Capacity enhancement of entrepreneurs on business operations,	-	118,871
Visibility, vedio documentation	-	98,350
Building capacity of new entrepreneurs on business planning and	-	94,619
Feeds and feeding & regular monitoring	-	93,841
Sensitization on WASH rights on community level, consultation,	-	89,542
Preparing materials, papers and other materials for sharing and	-	80,847
Host community members traning	-	79,800
Campaign Morjodai Ghori Samota Equality through Dignity	-	74,178
Issue Based Booklet development	-	72,000

Particulars	2021	2020
	Total BDT	Total BDT
4C members training (2 meeting)	-	70,000
One breeding male goats (buck) per farming household	-	68,074
Visibility, banner, signboard, card, muster roll etc	-	57,682
Support model Safal shrimp service centre for expanding their service coverage and up scaling the model in other working areas and other commodities	-	53,926
Signboard, Banner, IEC materials	-	53,965
School campaign on integrated and best WASH practice	-	53,189
Organized Four Field Visit and Situation Report	-	50,995
Wash Campaign	-	49,741
Develop training module (70 Copies)	-	49,600
Quarterly meeting with SMC and teachers	-	47,083
Training and guidance of community level organisations and entities to	-	45,000
Procurement & other processing cost	-	40,583
Promotions of loan activities for entrepreneurs support	-	35,000
Identify and contract consultants who can provide support to the local organizations that provide awareness raising and demand creation	-	35,000
Observation of relevant special days like World Water Day, Hand	-	32,439
Entrepreneur training for nursery development	-	32,250
Organize planning process on "Citywide improved WASH service	-	30,000
Upozila Level Workshop	-	29,678
Labour Charge	-	28,780
Organised four public sharing meeting	-	28,605
Leaflet for group members	-	28,128
Training on marketing	-	26,368
Poster on best WASH practices	-	25,188
Conduct marketing research on behalf of the entrepreneurs in the WASH	-	25,000
On the job support on activities of local responsible organisation	-	22,000
Providing stipend to journalists	-	21,200
Persuasion meeting with public sector key actors for demand creation	-	20,240
Consultation meeting: formation of CCC committee (4C)	-	20,147
Consultation meeting for nursery development	-	20,025
Publish four leaflets on SRBM and peoples issue	-	20,000
Consultation meeting with host communities for local peace & discipline	-	20,000
Promotion of CSR budget allocation and spenditure for WASH	-	20,000
Organize linking and networking with WASH service providers	-	19,471
OHS Materials	-	19,001
Facilitating the community platforms (Town Level Coordination	-	18,930
Quarterly meeting of union parishad with WASH federation	-	17,042
Nebulizer	-	17,000
Half yearly Monitoring of Entrepreneurs through WASH Federation	-	16,500
Reactivation meeting of ward WATSAN committee	-	15,526
Field coordinators meeting	-	15,400
Training and guidance in the process of introducing PPP arrangements	-	15,000
Leaflet/Brochure/Singboard	-	14,750
Revive and conduct TLCC meetings introducing WASH as a priority on the	-	12,276
Day observation (international water day, menstrual hygiene day, hand	-	10,079
Dialogue session with private sector	-	10,022
Revive and conduct WLCC meetings introducing WASH as a priority on	-	9,020
Beneficiary Selection & Coordination meeting cost	-	8,960
Program coordination at local level	-	8,899
Quarterly project coordination meeting in Dhaka	-	7,700
Program monitoring & reporting	-	7,600
Student Tracking	-	7,400
Flip chart for group meeting	-	7,184
Community mobilization event	-	7,110
Beneficiary selection & coordination (meeting with camp leader)	-	6,500

Particulars	2021	2020
	Total BDT	Total BDT
Dialogue session with public sector	-	6,100
Project inception workshop	-	5,176
Remuneration	-	4,500
Bi weekly city level project coordination meetings	-	4,367
Carry out activities aimed at menstrual Hygiene and Promotion of	-	4,000
Yearly Project Coordination/ Adjustment Meeting	-	3,533
Meeting with MSCC to review and lead the WASH service delivery	-	3,492
Signboard & bill board	-	3,255
3 Demonstration Plot for Water Sanitation and Hygiene product	-	2,473
Representation meeting with key actors	-	2,274
Marketing for Entrepreneuers	-	960
<b>Total</b>	<b>229,812,235</b>	<b>222,078,363</b>

**27. Administrative expenses**

House rent/office rent	6,328,709	6,742,864
House rent/office rent	5,787,888	5,655,109
Contribution to project	3,381,266	2,816,908
Grant refund	2,055,817	1,716,660
Fuel and maintenance	1,419,437	376,998
Communication	1,264,723	813,592
Audit fee/monitoring	1,059,193	916,627
Electricity and other utilities	1,012,595	179,967
Stationery	955,055	904,851
Photocopy	712,385	853,495
Office repair and maintenance	591,171	380,744
Project writing	564,900	255,200
Consultancy	550,656	457,047
External and internal monitoring	550,646	20,532
Loan processing cost	458,308	576,598
Miscellaneous/cleaning materials	451,176	429,762
Staff meeting and refreshment	438,438	-
Jeep repair	376,690	518,020
Central management cost	318,537	-
TRM cost	269,205	234,829
VAT and Tax payment	245,096	189,985
Entertainment	215,999	-
BC active citizen	211,867	-
Repair and maintenance	194,900	166,828
Tala library	181,188	182,017
Assessment cost	162,922	260,448
Fuel for jeep	161,676	55,435
Legal expenses	146,240	328,943
Project approval	136,722	336,885
Scholarship (MC)	136,219	64,922
Project support cost	133,760	113,660
Income tax payment	131,556	35,000
Day observation	129,782	-
Court case support	129,112	66,401
News paper	122,452	371,215
Dhaka office expenses	117,440	86,938
Security expenses	100,000	20,000
DG/DC/UNO meeting	97,500	-
Internet/email bill	92,966	353,557
Field visit cost	91,622	93,290
Printing cost for office papers	87,679	24,200
Meeting with local people	81,137	72,479
EWG cost	79,569	88,704
Gowdown repair	77,856	-

Particulars	2021	2020
	Total BDT	Total BDT
Meeting with EU	76,028	76,285
Consumables office supplies	72,000	-
Medical support	67,935	-
Annual report	67,400	63,005
Tree sale support	61,816	154,358
Web site bill	60,476	-
Land case support	58,146	32,872
Administrative expenses	52,980	182,653
Wi-Fi expenses	50,000	-
Printing consumables and stationary	50,000	-
Publication	44,440	-
Tala office cost	43,915	29,757
IT consultancy	43,769	150,742
Meeting with SEIP Project	43,000	-
FDMNs IRW video documents	42,946	100,018
Registration/Renewal/MRA annual/Credit rating fee	42,540	-
Jeep tyre and repair	40,325	-
Meeting	39,900	13,800
EC/GB meeting	36,300	-
Internet bill	33,200	16,000
Online charge	32,500	-
Training with British council	32,091	9,040
Jeep tax paid	28,551	10,000
Postage and courier	28,200	-
CC TV connection	25,000	-
Staff orientation meeting	22,000	40,428
Motorcycle maintenance cost	21,650	50,935
Jari mamla	20,512	18,000
Jeep renewal	20,400	-
Student stipend (Shishutirtho)	20,298	-
Advertisement	19,850	-
Fuel for generator	19,313	18,700
Tax hearing	18,849	-
AC repair	17,250	-
Water bill	17,000	10,000
Rebet expenses	16,931	48,912
Social activities	15,000	-
Printing cost for office papers	15,000	12,000
Meeting with global giving	14,943	-
Advertisement	14,485	302,000
Partnership coordination meeting monthly	13,925	38,388
Tonner for Printer	12,500	-
Computer repair and maintenance	12,383	6,180
Office supplies and maintenance	10,000	2,000
Cheque received (PD office)	10,000	-
Monthly staff coordination meeting	9,320	5,250
Water tank (TO)	8,630	14,209
Agreement signature	7,300	-
Mela/fair attend	7,195	39,637
Training and staff development	7,103	18,000
Fan repair	6,800	-
Fishing net	6,005	31,840
Food cost (Dhaka)	5,550	155,038
Press bill	5,500	-
Staff recruitment cost	5,250	-
Dish bill	5,164	1,600
Meeting with BC Prodigy Project	5,000	-



Particulars	2021	2020
	Total BDT	Total BDT
Anti virus software	4,750	-
Dhol safer	4,500	2,950
Donation (District)	4,080	-
Camera repair	4,000	33,190
Bi-cycle maintenance cost	3,257	10,917
Carrying cost	3,060	71,000
Vest & Caps	1,121	-
WATSAN Cost	610	1,900
ADAB Subscription	-	330,000
Meeting with HDF-MSF	-	125,660
Video documents (Start Fund)	-	117,500
Land fence Jatpur	-	103,002
Membership fees (RAA)	-	77,000
Journalist Meeting	-	76,680
Meeting with UNDP	-	71,264
Board approval (SWA)	-	65,665
Nebulizer purchase (SF)	-	65,086
Road Making (IDRT)	-	54,250
Cheque processing cost	-	50,000
Ramu office admin cost	-	45,900
Office shifting cost	-	31,870
Corona relief 2020	-	27,269
PPE Purchase	-	26,944
Sweden Tour	-	24,331
Data entry	-	21,000
Mango carry	-	17,612
DNFE-BLP Project Cost	-	15,865
Mega intex calculation	-	15,600
Organizational ID Card	-	12,670
Inception Meeting Cost (ROSC)	-	12,126
Samokal school	-	8,500
Mango Purchase	-	7,293
Gift Purchase	-	7,897
Wages Paid	-	6,917
Gas for Fuel	-	5,500
Policy Development Meeting	-	5,300
Toiletries	-	5,000
Panni Committee	-	5,000
Survey Cost	-	5,000
Field Study	-	4,300
Book binding	-	4,000
Stamp purchase	-	3,200
Staff Sefty & sercurity Material (COVID-19)	-	3,000
Office Supplies & Maintenance	-	3,187
Bi cycle maintenance cost	-	1,390
<b>Total</b>	<b>33,426,997</b>	<b>29,995,092</b>
<b>28. Bank charge</b>		
Micro Credit Program (MCP)	143,579	224,845
Uttaran general fund	111,016	66,028
Disaster Response and Recovery Facility COVID 19 Crisis	17,398	-
APROTIRODHO Project	9,770	11,175
SIMAVI WASH Project	9,528	7,380
SFP Project	9,151	10,131
SEIP Project	8,255	9,711
SaFAL Project	7,370	7,525
IDCOL Biogas and Bio-fertilizer Program	6,066	6,025



Particulars	2021	2020
	Total BDT	Total BDT
AMAR Project	5,411	-
BSRM Water Support Project	5,050	-
Sustainable River Basin Management Project for Shibsha River.	4,552	-
River Basin Project	4,292	5,082
Staff Reserve Fund	4,174	1,454
Covid 19 Response: Emergency Support for extreme poor communities.	3,097	-
UMIMCC	2,845	862
Emergency support to extremely vulnerable and high-risk households	2,340	-
VSP Project	2,301	2,912
Prevention and Elimination of Hazardous Form of Child Labour in	2,028	-
Education Project	1,150	1,150
PRODIGY Project	690	840
VGD Project	385	3,214
Cummins Education in Emergency Project	765	-
BGD Cyclone Amphan Response Project (Shelter Repeating & Cash for Work)	60	-
Emergency & Resilience Assistance for Forcibly Displaced Myanmar	-	25,359
FCLSP	-	4,140
ASIA Project	-	1,395
Active Citizen Youth Leder Training	-	1,182
Connecting Class Room Programme	-	910
Ramadan Support for FDMNs in Cox's Bazar-2020 under Cox's Bazar,	-	10
	-	-
<b>Total</b>	<b>361,273</b>	<b>391,330</b>



Uttaran

Flat-B1,House-32 (1st floor), Road-10/A, Dhanmondi, Dhaka-1209, Bangladesh

Details of consolidated property, plant and equipment

As at 30 June 2021

Annex A  
1/12

Particulars	Cost				Rate (%)	Depreciation				Written down value at 30 June BDT
	Balance at 1 July BDT	Addition during the year BDT	Disposal/ Adjustment during the year BDT	Total at 30 June BDT		Upto 1 July BDT	Adjustment during the year BDT	Charge for the year BDT	Total to 30 June BDT	
<b>General Fund</b>										
Land	64,640,524	370,000	-	65,010,524	-	-	-	-	-	65,010,524
Motor cycle	6,476,470	-	-	6,476,470	20	6,476,470	-	-	6,476,470	-
Furniture and fixture	4,415,430	-	-	4,415,430	10	4,415,430	-	-	4,415,430	-
Trade school furniture	385,000	-	-	385,000	10	192,500	-	38,500	231,000	154,000
Trade school equipment	315,000	-	-	315,000	10	157,500	-	31,500	189,000	126,000
Tailoring machine	21,320	-	-	21,320	20	21,320	-	-	21,320	-
Gas silinder	71,350	-	-	71,350	20	71,350	-	-	71,350	-
Construction	1,476,099	-	-	1,476,099	5	847,578	-	73,805	921,383	554,716
Fan	55,490	-	-	55,490	20	55,490	-	-	55,490	-
Microbus, car and minibus	1,051,219	-	-	1,051,219	20	1,261,463	-	210,244	1,471,707	-
Jeep	3,980,280	-	-	3,980,280	20	1,592,112	-	796,056	2,388,168	1,592,112
Library book	27,463	-	-	27,463	5	19,766	-	1,373	21,139	6,324
Building	24,495,089	-	-	24,495,089	5	13,241,176	-	1,224,754	14,465,931	10,029,158
Training centre building	46,037,207	-	-	46,037,207	5	26,399,180	-	2,301,860	28,701,041	17,336,166
Bi-cycle	237,670	-	-	237,670	20	237,670	-	-	237,670	-
Fishing net	40,000	-	-	40,000	10	40,000	-	-	40,000	-
Deep Tubewell	30,000	-	-	30,000	20	30,000	-	-	30,000	-
Pond	154,350	-	-	154,350	5	129,140	-	7,718	136,857	17,493
Office equipment	1,652,511	-	-	1,652,511	20	1,652,511	-	-	1,652,511	-
Computer and printer	3,270,655	-	-	3,270,655	20	3,270,655	-	-	3,270,655	-
Generator and IPS	92,000	-	-	92,000	20	92,000	-	-	92,000	-
Engine purchase (Pajero)	90,000	-	-	90,000	20	90,000	-	-	90,000	-
Land rent/ Dakhila cost	105,000	-	-	105,000	20	105,000	-	-	105,000	-
Mobile set	213,605	-	-	213,605	20	171,158	-	42,447	213,605	-
Multimedia	223,000	-	-	223,000	20	223,000	-	-	223,000	-
Office station (siting box)	478,720	-	-	478,720	20	478,720	-	-	478,720	-
Photostat	130,000	-	-	130,000	20	130,000	-	-	130,000	-
Transformer Installation	587,578	-	-	587,578	20	705,094	-	117,516	822,609	-
IDRT Construction	171,421	-	-	171,421	20	205,705	-	34,284	239,989	-
Boat	29,500	-	-	29,500	20	29,500	-	-	29,500	-
TV	48,400	-	-	48,400	20	48,400	-	-	48,400	-
Air conditioner	1,194,034	-	-	1,194,034	20	1,194,034	-	-	1,194,034	-
Internet modem	25,215	-	-	25,215	20	25,215	-	-	25,215	-
Scanner	5,770	-	-	5,770	20	5,770	-	-	5,770	-
Crocies	6,245	-	-	6,245	20	6,245	-	-	6,245	-

Freeze	66,640	-	-	66,640	20	66,640	-	-	66,640	-
Glass for Partition	60,000	-	-	60,000	20	60,000	-	-	60,000	-
Guard Room	79,250	3,447	-	82,697	10	7,925	-	8,270	16,195	66,502
Laptop	-	152,325	-	152,325	20	-	-	30,465	30,465	121,860
Printer	-	16,000	-	16,000	20	-	-	3,200	3,200	12,800
Desktop Computer	-	15,800	-	15,800	20	-	-	3,160	3,160	12,640
<b>Total General Fund</b>	<b>162,439,505</b>	<b>557,572</b>	<b>-</b>	<b>162,997,077</b>		<b>63,755,717</b>	<b>-</b>	<b>4,925,152</b>	<b>68,680,869</b>	<b>95,040,297</b>

**Uttaran**

Flat-B1, House-32 (1st floor), Road-10/A, Dhanmondi, Dhaka-1209, Bangladesh

Details of consolidated property, plant and equipment

As at 30 June 2021

Annex A  
2/12

Particulars	Cost				Rate (%)	Depreciation				Written down value at 30 June BDT
	Balance at 1 July BDT	Addition during the year BDT	Disposal/ Adjustment during the year BDT	Total at 30 June BDT		Upto 1 July BDT	Adjustment during the year BDT	Charge for the year BDT	Total to 30 June BDT	
<b>Micro Credit</b>										
Land and development	25,323,256	-	-	25,323,256	-	-	-	-	-	25,323,256
Furniture and fixture	1,287,414	1,600	-	1,289,014	10	628,279	-	128,901	757,180	531,834
Office building	306,956	-	-	306,956	5	158,600	-	15,348	173,948	133,008
Computer & accessories	627,723	81,200	-	708,923	20	285,509	-	141,785	427,294	281,629
Computer software	280,000	-	-	280,000	20	184,886	-	56,000	240,886	39,114
Office equipment	533,678	-	-	533,678	20	315,577	-	106,736	422,313	111,365
<b>Total micro credit</b>	<b>28,359,027</b>	<b>82,800</b>	<b>-</b>	<b>28,441,827</b>		<b>1,572,851</b>	<b>-</b>	<b>448,770</b>	<b>2,021,621</b>	<b>26,420,206</b>

**Projects**

<b>SEMPTI</b>										
Particulars	Balance at 1 July BDT	Addition during the year BDT	Disposal/ Adjustment during the year BDT	Total at 30 June BDT	Rate (%)	Upto 1 July BDT	Adjustment during the year BDT	Charge for the year BDT	Total to 30 June BDT	Written down value at 30 June BDT
Furniture and fixture	1,781,054	-	-	1,781,054	10	1,689,763	-	91,291	1,781,054	-
Book self and file cabinet	52,756	-	-	52,756	10	57,530	4,774	-	52,756	-
Modem	72,000	-	-	72,000	20	72,000	-	-	72,000	-
Mobile phone set	40,600	-	-	40,600	20	40,600	-	-	40,600	-
Computer and equipment	1,202,141	-	-	1,202,141	20	1,202,141	-	-	1,202,141	-
Laptop	212,100	-	-	212,100	20	212,100	-	-	212,100	-
Electric fan	12,740	-	-	12,740	20	12,740	-	-	12,740	-
Photo scanner	39,288	-	-	39,288	20	39,288	-	-	39,288	-
Vehicles	8,608,039	-	-	8,608,039	20	8,608,039	-	-	8,608,039	-
<b>Sub total</b>	<b>12,020,718</b>	<b>-</b>	<b>-</b>	<b>12,020,718</b>		<b>11,934,201</b>	<b>4,774.00</b>	<b>91,291</b>	<b>12,020,718</b>	<b>-</b>



<b>APAR</b>										
Bi-cycle	384,440	-	-	384,440	20	384,440	-	-	384,440	-
Furniture and fixture	263,894	-	-	263,894	10	283,087	19,193	-	263,894	-
Modem	12,000	-	-	12,000	20	12,000	-	-	12,000	-
Motor cycle	322,800	-	-	322,800	20	322,800	-	-	322,800	-
Computer and printer	119,000	-	-	119,000	20	119,000	-	-	119,000	-
<b>Sub total</b>	<b>1,102,134</b>	-	-	<b>1,102,134</b>		<b>1,121,327</b>	<b>19,193</b>	-	<b>1,102,134</b>	-
<b>REOPA</b>										
Bi-cycle	6,400	-	-	6,400	20	6,400	-	-	6,400	-
Furniture and fixture	54,960	-	-	54,960	10	59,933	4,973	-	54,960	-
Computer and printer	71,860	-	-	71,860	20	71,860	-	-	71,860	-
fan	6,600	-	-	6,600	20	6,600	-	-	6,600	-
White and display board	45,000	-	-	45,000	10	49,072	4,072	-	45,000	-
<b>Sub total</b>	<b>184,820</b>	-	-	<b>184,820</b>		<b>193,865</b>	<b>9,045.00</b>	-	<b>184,820</b>	-

**Uttaran**

Flat-B1,House-32 (1st floor), Road-10/A, Dhanmondi, Dhaka-1209, Bangladesh

**Details of consolidated property, plant and equipment**

As at 30 June 2021

Annex A  
3/12

Particulars	Cost				Rate (%)	Depreciation				Written down value at 30 June BDT
	Balance at 1 July BDT	Addition during the year BDT	Disposal/ Adjustment during the year BDT	Total at 30 June BDT		Upto 1 July BDT	Adjustment during the year BDT	Charge for the year BDT	Total to 30 June BDT	
<b>FASHOL</b>										
Office equipment	15,395	-	-	15,395	20	15,395	-	-	15,395	-
<b>Sub total</b>	<b>15,395</b>	-	-	<b>15,395</b>		<b>15,395</b>	-	-	<b>15,395</b>	-
<b>Trocaire -Water Logging</b>										
Computer and printer	116,500	-	-	116,500	20	116,500	-	-	116,500	-
Motor cycle	218,000	-	-	218,000	20	218,000	-	-	218,000	-
Photo coppier	125,000	-	-	125,000	20	125,000	-	-	125,000	-
Furniture and fixture	114,460	-	-	114,460	10	124,818	10,358	-	114,460	-
<b>Sub total</b>	<b>573,960</b>	-	-	<b>573,960</b>		<b>584,318</b>	<b>10,358.00</b>	-	<b>573,960</b>	-
<b>SALE</b>										
Vehicles	5,219,168	-	-	5,219,168	20	5,219,168	-	-	5,219,168	-
Computer (desktop)	94,024	-	-	94,024	20	94,273	249	-	94,024	-
Laptop	532,331	-	-	532,331	20	595,085	62,754	-	532,331	-
Photocopier	123,000	-	-	123,000	20	123,000	-	-	123,000	-



Accounting software	199,850	-	-	199,850	20	222,550	22,700	-	199,850	-
Multimedia with laptop	291,500	-	-	291,500	20	291,500	-	-	291,500	-
Internet modem	16,410	-	-	16,410	20	19,692	3,282	-	16,410	-
Office equipment	328,626	-	-	328,626	20	361,679	33,053	-	328,626	-
Digital camera	80,270	-	-	80,270	20	80,270	-	-	80,270	-
Electric fan	1,420	-	-	1,420	20	1,704	284	-	1,420	-
Furniture and fixture	1,405,751	-	-	1,405,751	10	1,102,214	-	140,575	1,242,789	162,962
<b>Sub total</b>	<b>8,292,350</b>	-	-	<b>8,292,350</b>		<b>8,111,135</b>	<b>122,322.00</b>	<b>140,575</b>	<b>8,129,388</b>	<b>162,962</b>

<b>Crab</b>										
Motor cycle	425,100	-	-	425,100	20	425,100	-	-	425,100	-
Furniture and fixture	72,164	-	-	72,164	10	72,164	-	-	72,164	-
Computer and printer	132,000	-	-	132,000	20	132,000	-	-	132,000	-
<b>Sub total</b>	<b>629,264</b>	-	-	<b>629,264</b>		<b>629,264</b>	-	-	<b>629,264</b>	-

<b>Civic awareness</b>										
Motor cycle	902,500	-	-	902,500	20	902,500	-	-	902,500	-
Furniture and fixture	122,200	-	-	122,200	10	122,200	-	-	122,200	-
Celling fan	20,550	-	-	20,550	20	20,550	-	-	20,550	-
Cellular phone	22,000	-	-	22,000	20	22,000	-	-	22,000	-
Digital camera	28,490	-	-	28,490	20	28,490	-	-	28,490	-
Computer and printer	128,580	-	-	128,580	20	128,580	-	-	128,580	-
IPS	7,000	-	-	7,000	20	7,000	-	-	7,000	-
<b>Sub total</b>	<b>1,231,320</b>	-	-	<b>1,231,320</b>		<b>1,231,320</b>	-	-	<b>1,231,320</b>	-

**Uttaran**

Flat-B1,House-32 (1st floor), Road-10/A, Dhanmondi, Dhaka-1209, Bangladesh

Details of consolidated property, plant and equipment

As at 30 June 2021

Annex A  
4/12

Particulars	Cost				Rate (%)	Depreciation				Written down value at 30 June BDT
	Balance at 1 July BDT	Addition during the year BDT	Disposal/ Adjustment during the year BDT	Total at 30 June BDT		Upto 1 July BDT	Adjustment during the year BDT	Charge for the year BDT	Total to 30 June BDT	
<b>AFP</b>										
Bi-cycle	20,500	-	-	20,500	20	20,500	-	-	20,500	-
<b>Sub total</b>	<b>20,500</b>	-	-	<b>20,500</b>		<b>20,500</b>	-	-	<b>20,500</b>	-

<b>DA</b>										
Motor cycle	105,200	-	-	105,200	20	105,200	-	-	105,200	-
Furniture and fixture	20,620	-	-	20,620	10	20,965	345	-	20,620	-
Computer	40,000	-	-	40,000	20	40,000	-	-	40,000	-
Digital camera	21,000	-	-	21,000	20	21,000	-	-	21,000	-
Mobile set	8,610	-	-	8,610	20	8,610	-	-	8,610	-



<b>Sub total</b>	<b>195,430</b>	-	-	<b>195,430</b>		<b>195,775</b>	<b>345</b>	-	<b>195,430</b>	-
<b>ASEH</b>										
Cellular phone	11,410	-	-	11,410	20	11,410	-	-	11,410	-
Furniture and fixture	60,284	-	-	60,284	10	60,284	-	-	60,284	-
Celling fan	3,700	-	-	3,700	20	3,700	-	-	3,700	-
Computer and printer	61,530	-	-	61,530	20	61,530	-	-	61,530	-
UPS	6,650	-	-	6,650	20	6,650	-	-	6,650	-
<b>Sub total</b>	<b>143,574</b>	-	-	<b>143,574</b>		<b>143,574</b>	-	-	<b>143,574</b>	-
<b>SIDR</b>										
Motor cycle	203,200	-	-	203,200	20	203,200	-	-	203,200	-
Furniture and fixture	210,889	-	-	210,889	10	217,519	6,630	-	210,889	-
Celling fan	12,000	-	-	12,000	20	12,000	-	-	12,000	-
Computer and printer	184,817	-	-	184,817	20	184,817	-	-	184,817	-
Cellular phone	40,847	-	-	40,847	20	40,847	-	-	40,847	-
Digital camera	2,300	-	-	2,300	20	2,300	-	-	2,300	-
Bedding for staff member	82,536	-	-	82,536	20	82,536	-	-	82,536	-
Gas stove and utensil	15,893	-	-	15,893	20	15,893	-	-	15,893	-
Fire cylender	9,750	-	-	9,750	10	10,055	305	-	9,750	-
File cabinet	24,245	-	-	24,245	20	24,245	-	-	24,245	-
Motor cycle	101,600	-	-	101,600	20	101,600	-	-	101,600	-
<b>Sub total</b>	<b>888,077</b>	-	-	<b>888,077</b>		<b>895,012</b>	<b>6,935</b>	-	<b>888,077</b>	-
<b>IDRT</b>										
IDRT construction	6,931,627	-	-	6,931,627	10	7,497,153	565,526	-	6,931,627	-
<b>Sub total</b>	<b>6,931,627</b>	-	-	<b>6,931,627</b>		<b>7,497,153</b>	<b>565,526.00</b>	-	<b>6,931,627</b>	-

**Uttaran**

Flat-B1,House-32 (1st floor), Road-10/A, Dhanmondi, Dhaka-1209, Bangladesh

Details of consolidated property, plant and equipment

As at 30 June 2021

Annex A  
5/12

Particulars	Cost				Rate (%)	Depreciation				Written down value at 30 June BDT
	Balance at 1 July BDT	Addition during the year BDT	Disposal/ Adjustment during the year BDT	Total at 30 June BDT		Upto 1 July BDT	Adjustment during the year BDT	Charge for the year BDT	Total to 30 June BDT	
<b>ASEH</b>										
Motor cycle	352,800	-	-	352,800	20	352,800	-	-	352,800	-
Furniture and fixture	47,590	-	-	47,590	10	43,544	-	4,046	47,590	-
Mobile set	14,110	-	-	14,110	20	14,110	-	-	14,110	-
Bicycle	95,160	-	-	95,160	20	95,160	-	-	95,160	-
Computer and printer	131,647	-	-	131,647	20	131,647	-	-	131,647	-
<b>Sub total</b>	<b>641,307</b>	-	-	<b>641,307</b>		<b>637,261</b>	-	<b>4,046</b>	<b>641,307</b>	-

<b>Ethnic</b>										
Motor cycle	660,000	-	-	660,000	20	660,000	-	-	660,000	-
Furniture and fixture	486,702	-	-	486,702	10	424,942	-	48,670	473,612	13,090
Digital camera	23,000	-	-	23,000	20	23,000	-	-	23,000	-
Celling fan	45,930	-	-	45,930	20	45,930	-	-	45,930	-
Mobile phone set	33,250	-	-	33,250	20	33,250	-	-	33,250	-
Bicycle	20,000	-	-	20,000	20	20,000	-	-	20,000	-
Computer and printer	115,000	-	-	115,000	20	115,000	-	-	115,000	-
<b>Sub total</b>	<b>1,383,882</b>	-	-	<b>1,383,882</b>		<b>1,322,122</b>	-	<b>48,670</b>	<b>1,370,792</b>	<b>13,090</b>
<b>SIMAVI</b>										
Motor cycle	1,654,232	-	-	1,654,232	20	1,654,232	-	-	1,654,232	-
Furniture and fixture	713,917	-	-	713,917	10	690,184	-	23,733	713,917	-
Digital camera	25,900	-	-	25,900	20	25,900	-	-	25,900	-
Celling fan	42,446	-	-	42,446	20	42,446	-	-	42,446	-
Modem for internet cone	3,270	-	-	3,270	20	3,270	-	-	3,270	-
Photo copier	85,280	-	-	85,280	20	85,280	-	-	85,280	-
Bicycle	126,575	-	-	126,575	20	126,575	-	-	126,575	-
Computer and printer	671,367	-	-	671,367	20	671,367	-	-	671,367	-
<b>Sub total</b>	<b>3,322,987</b>	-	-	<b>3,322,987</b>		<b>3,299,254</b>	-	<b>23,733</b>	<b>3,322,987</b>	-
<b>PLB</b>										
Office equipment	235,115	-	-	235,115	20	235,115	-	-	235,115	-
Furniture and fixture	82,384	-	-	82,384	10	75,248	-	7,136	82,384	-
<b>Sub total</b>	<b>317,499</b>	-	-	<b>317,499</b>		<b>310,363</b>	-	<b>7,136</b>	<b>317,499</b>	-
<b>ASIA</b>										
Furniture and fixture	61,862	-	-	61,862	10	60,624	-	1,238	61,862	-
<b>Sub total</b>	<b>61,862</b>	-	-	<b>61,862</b>		<b>60,624</b>	-	<b>1,238</b>	<b>61,862</b>	-
<b>Legal Aid</b>										
Furniture and fixture	816,617	-	-	816,617	10	462,519	-	81,662	544,181	272,436
<b>Sub total</b>	<b>816,617</b>	-	-	<b>816,617</b>		<b>462,519</b>	-	<b>81,662</b>	<b>544,181</b>	<b>272,436</b>



**Uttaran**

Flat-B1,House-32 (1st floor), Road-10/A, Dhanmondi, Dhaka-1209, Bangladesh

**Details of consolidated property, plant and equipment**

As at 30 June 2021

**Annex A**  
**6/12**

Particulars	Cost				Rate (%)	Depreciation				Written down value at 30 June BDT
	Balance at 1 July BDT	Addition during the year BDT	Disposal/ Adjustment during the year BDT	Total at 30 June BDT		Upto 1 July BDT	Adjustment during the year BDT	Charge for the year BDT	Total to 30 June BDT	
<b>VGD</b>										
Furniture and fixture	6,390	-	-	6,390	10	4,793	-	639	5,432	958
<b>Sub total</b>	<b>6,390</b>	<b>-</b>	<b>-</b>	<b>6,390</b>		<b>4,793</b>	<b>-</b>	<b>639</b>	<b>5,432</b>	<b>958</b>
<b>SEST</b>										
Furniture and fixture	161,016	-	-	161,016	10	128,814	-	16,102	144,916	16,100
<b>Sub total</b>	<b>161,016</b>	<b>-</b>	<b>-</b>	<b>161,016</b>		<b>128,814</b>	<b>-</b>	<b>16,102</b>	<b>144,916</b>	<b>16,100</b>
<b>CRP</b>										
Internet modem	7,830	-	-	7,830	20	7,830	-	-	7,830	-
Furniture and fixture	54,827	-	-	54,827	10	45,097	-	5,483	50,580	4,247
Computer	53,111	-	-	53,111	20	53,111	-	-	53,111	-
Laptop	199,840	-	-	199,840	20	199,840	-	-	199,840	-
Motor cycle	480,124	-	-	480,124	20	480,124	-	-	480,124	-
<b>Sub total</b>	<b>795,732</b>	<b>-</b>	<b>-</b>	<b>795,732</b>		<b>786,002</b>	<b>-</b>	<b>5,483</b>	<b>791,485</b>	<b>4,247</b>
<b>Education</b>										
Land	890,300	-	-	890,300	-	-	-	-	-	890,300
Furniture and fixture	61,500	-	-	61,500	10	36,900	-	6,150	43,050	18,450
<b>Sub total</b>	<b>951,800</b>	<b>-</b>	<b>-</b>	<b>951,800</b>		<b>36,900</b>	<b>-</b>	<b>6,150</b>	<b>43,050</b>	<b>908,750</b>
<b>CSISA</b>										
Furniture and fixture	43,893	-	-	43,893	10	30,725	-	4,389	35,114	8,779
Computer	141,900	-	-	141,900	20	141,900	-	-	141,900	-
Laptop	30,500	-	-	30,500	20	30,500	-	-	30,500	-
Digital camera	21,500	-	-	21,500	20	21,500	-	-	21,500	-
Multimedia	75,430	-	-	75,430	20	75,430	-	-	75,430	-
<b>Sub total</b>	<b>313,223</b>	<b>-</b>	<b>-</b>	<b>313,223</b>		<b>300,055</b>	<b>-</b>	<b>4,389</b>	<b>304,444</b>	<b>8,779</b>
<b>ADRRCCA</b>										
Furniture and fixture	65,160	-	-	65,160	10	45,331	-	6,516	51,847	13,313
Computer	83,280	-	-	83,280	20	90,680	7,400	-	83,280	-
Laptop	53,000	-	-	53,000	20	53,000	-	-	53,000	-
Digital camera	22,568	-	-	22,568	20	22,568	-	-	22,568	-
Motor cycle	310,687	-	-	310,687	20	310,687	-	-	310,687	-
<b>Sub total</b>	<b>534,695</b>	<b>-</b>	<b>-</b>	<b>534,695</b>		<b>522,266</b>	<b>7,400</b>	<b>6,516</b>	<b>521,382</b>	<b>13,313</b>



**Uttaran**

Flat-B1,House-32 (1st floor), Road-10/A, Dhanmondi, Dhaka-1209, Bangladesh

**Details of consolidated property, plant and equipment**

As at 30 June 2021

Annex A  
7/12

Particulars	Cost				Rate (%)	Depreciation				Written down value at 30 June BDT
	Balance at 1 July BDT	Addition during the year BDT	Disposal/ Adjustment during the year BDT	Total at 30 June BDT		Upto 1 July BDT	Adjustment during the year BDT	Charge for the year BDT	Total to 30 June BDT	
<b>APARAJEO</b>										
Furniture and fixture	294,644	-	-	294,644	10	207,513	-	29,464	236,977	57,667
printer	59,488	-	-	59,488	20	59,488	-	-	59,488	-
Laptop	192,320	-	-	192,320	20	192,320	-	-	192,320	-
Digital camera	35,820	-	-	35,820	20	35,820	-	-	35,820	-
Motor cycle	275,250	-	-	275,250	20	275,250	-	-	275,250	-
<b>Sub total</b>	<b>857,522</b>	<b>-</b>	<b>-</b>	<b>857,522</b>		<b>770,391</b>	<b>-</b>	<b>29,464</b>	<b>799,855</b>	<b>57,667</b>
<b>SIMAVI</b>										
Laptop	47,775	-	-	47,775	20	47,775	-	9,555	57,330	(9,555)
<b>Sub total</b>	<b>47,775</b>	<b>-</b>	<b>-</b>	<b>47,775</b>		<b>47,775</b>	<b>-</b>	<b>9,555</b>	<b>57,330</b>	<b>(9,555)</b>
<b>CRPARP</b>										
Furniture and fixture	1,149,025	-	-	1,149,025	10	707,147	-	114,903	822,050	326,975
Computer (desktop)	1,617,840	-	-	1,617,840	20	1,784,238	166,398	-	1,617,840	-
Scanner	220,845	-	-	220,845	20	226,313	5,468	-	220,845	-
IPS	94,520	-	-	94,520	20	109,828	15,308	-	94,520	-
GPS	177,071	-	-	177,071	20	175,156	-	1,915	177,071	-
printer	119,681	-	-	119,681	20	140,355	20,674	-	119,681	-
Motor cycle	3,408,743	-	-	3,408,743	20	3,731,986	323,243	-	3,408,743	-
Digital camera	896,813	-	-	896,813	20	870,675	-	26,138	896,813	-
Multimedia	197,677	-	-	197,677	20	229,575	31,898	-	197,677	-
Air condition	415,200	-	-	415,200	20	415,200	-	-	415,200	-
Freeze	44,500	-	-	44,500	20	53,400	8,900	-	44,500	-
Electric fan	53,248	-	-	53,248	20	53,248	-	-	53,248	-
<b>Sub total</b>	<b>8,395,163</b>	<b>-</b>	<b>-</b>	<b>8,395,163</b>		<b>8,497,121</b>	<b>571,889</b>	<b>142,956</b>	<b>8,068,188</b>	<b>326,975</b>
<b>SAFAL</b>										
Furniture and fixture	995,225	-	-	995,225	10	656,014	-	99,523	755,537	239,688
Computer (desktop)	649,252	-	-	649,252	20	746,294	97,042	-	649,252	-
Laptop	627,595	-	-	627,595	20	724,037	96,442	-	627,595	-
printer	290,898	-	-	290,898	20	339,412	48,514	-	290,898	-

EDGM modem	28,328	-	-	28,328	20	29,328	1,000	-	28,328	-
Digital camera	104,969	-	-	104,969	20	101,016	-	3,953	104,969	-
Electric fan	150,892	-	-	150,892	20	162,350	11,458	-	150,892	-
Water filter	98,167	-	-	98,167	20	117,800	19,633	-	98,167	-
Motor cycle	5,829,000	-	-	5,829,000	20	6,401,200	572,200	-	5,829,000	-
IPS	194,508	-	-	194,508	20	77,804	-	38,902	116,706	77,802
<b>Sub total</b>	<b>8,968,834</b>	<b>-</b>	<b>-</b>	<b>8,968,834</b>		<b>9,355,255</b>	<b>846,289</b>	<b>142,378</b>	<b>8,651,344</b>	<b>317,490</b>

**Uttaran**

Flat-B1,House-32 (1st floor), Road-10/A, Dhanmondi, Dhaka-1209, Bangladesh

**Details of consolidated property, plant and equipment**

As at 30 June 2021

**Annex A**  
**8/12**

Particulars	Cost				Rate (%)	Depreciation				Written down value at 30 June BDT
	Balance at 1 July BDT	Addition during the year BDT	Disposal/ Adjustment during the year BDT	Total at 30 June BDT		Upto 1 July BDT	Adjustment during the year BDT	Charge for the year BDT	Total to 30 June BDT	
<b>BGD ECHO HIP</b>										
Laptop	74,896	-	-	74,896	20	74,894	-	2	74,896	-
Furniture and fixture	75,005	-	-	75,005	10	30,003	-	7,501	37,504	37,501
<b>Sub total</b>	<b>149,901</b>	<b>-</b>	<b>-</b>	<b>149,901</b>		<b>104,897</b>	<b>-</b>	<b>7,503</b>	<b>112,400</b>	<b>37,501</b>
<b>DIPICHO-VII</b>										
Furniture and fixture	99,873	-	-	99,873	10	69,911	-	9,987	79,898	19,975
Computer (desktop)	55,120	-	-	55,120	20	55,120	-	-	55,120	-
Laptop	52,000	-	-	52,000	20	52,000	-	-	52,000	-
Digital camera	22,880	-	-	22,880	20	22,880	-	-	22,880	-
Motor cycle	157,620	-	-	157,620	20	157,620	-	-	157,620	-
<b>Sub total</b>	<b>387,493</b>	<b>-</b>	<b>-</b>	<b>387,493</b>		<b>357,531</b>	<b>-</b>	<b>9,987</b>	<b>367,518</b>	<b>19,975</b>
<b>CLASSBD</b>										
Internet modem	22,431	-	-	22,431	20	26,917	4,486	-	22,431	-
Furniture and fixture	551,422	-	-	551,422	10	330,853	-	55,142	385,995	165,427
Computer (desktop)	335,886	-	-	335,886	20	403,063	67,177	-	335,886	-
Laptop	214,864	-	-	214,864	20	257,837	42,973	-	214,864	-
Photocopier	82,000	-	-	82,000	20	98,400	16,400	-	82,000	-
Accounting software	109,200	-	-	109,200	20	131,040	21,840	-	109,200	-
printer for project office	55,000	-	-	55,000	20	66,000	11,000	-	55,000	-
Digital camera	74,520	-	-	74,520	20	89,424	14,904	-	74,520	-
Multimedia	132,000	-	-	132,000	20	158,400	26,400	-	132,000	-



Cellular phone purchase	9,200	-	-	9,200	20	11,040	1,840	-	9,200	-
Motor cycle	1,566,850	-	-	1,566,850	20	1,880,220	313,370	-	1,566,850	-
Bi cycle	189,368	-	-	189,368	20	215,002	25,634	-	189,368	-
<b>Sub total</b>	<b>3,342,741</b>	-	-	<b>3,342,741</b>		<b>3,668,195</b>	<b>546,024</b>	<b>55,142</b>	<b>3,177,314</b>	<b>165,427</b>

<b>ERF</b>										
Internet modem	1,600	-	-	1,600	20	1,600	-	-	1,600	-
Office equipment	9,850	-	-	9,850	20	9,850	-	-	9,850	-
Laptop	52,983	-	-	52,983	20	52,984	1	-	52,983	-
Printer for project office	12,705	-	-	12,705	20	12,705	(0)	-	12,705	-
<b>Sub total</b>	<b>77,138</b>	-	-	<b>77,138</b>		<b>77,139</b>	<b>1</b>	-	<b>77,138</b>	-

<b>Switch Asia</b>										
Furniture and fixture	134,473	-	-	134,473	10	94,131	-	13,447	107,578	26,895
<b>Sub total</b>	<b>134,473</b>	-	-	<b>134,473</b>		<b>94,131</b>	-	<b>13,447</b>	<b>107,578</b>	<b>26,895</b>

**Uttaran**


Flat-B1, House-32 (1st floor), Road-10/A, Dhanmondi, Dhaka-1209, Bangladesh

**Details of consolidated property, plant and equipment**

As at 30 June 2021

**Annex A**  
**9/12**

Particulars	Cost				Rate (%)	Depreciation				Written down value at 30 June BDT
	Balance at 1 July BDT	Addition during the year BDT	Disposal/ Adjustment during the year BDT	Total at 30 June BDT		Upto 1 July BDT	Adjustment during the year BDT	Charge for the year BDT	Total to 30 June BDT	
<b>Land O Lakes</b>										
Computer (desktop)	480,059	-	-	480,059	20	446,232	-	33,827	480,059	-
Scanner	4,606	-	-	4,606	20	4,605	-	1	4,606	-
IPD TAB	48,650	-	-	48,650	20	38,920	-	9,730	48,650	-
Digital camera	88,200	-	-	88,200	20	70,560	-	17,640	88,200	-
Furniture and fixture	36,725	-	-	36,725	10	14,691	-	3,673	18,364	18,361
Motor cycle	1,185,442	-	-	1,185,442	20	948,353	-	237,088	1,185,441	1
Printer for project office	45,120	-	-	45,120	20	45,120	-	-	45,120	-
<b>Sub total</b>	<b>1,888,802</b>	-	-	<b>1,888,802</b>		<b>1,568,481</b>	-	<b>301,959</b>	<b>1,870,440</b>	<b>18,362</b>
<b>PRODIGY</b>										
Furniture and fixture	33,996	-	-	33,996	10	16,999	-	3,400	20,399	13,597
<b>Sub total</b>	<b>33,996</b>	-	-	<b>33,996</b>		<b>16,999</b>	-	<b>3,400</b>	<b>20,399</b>	<b>13,597</b>
<b>River Basin</b>										
Motor cycle	965,884	-	-	965,884	20	584,405	-	193,177	777,582	188,302
Digital camera	33,760	-	-	33,760	20	13,504	-	6,752	20,256	13,504
<b>Sub total</b>	<b>999,644</b>	-	-	<b>999,644</b>		<b>597,909</b>	-	<b>199,929</b>	<b>797,838</b>	<b>201,806</b>



<b>CCR</b>										
Internet Modem	-	-	-	-	20	-	-	-	-	-
Furniture and fixture	21,000	-	-	21,000	10	8,400	-	2,100	10,500	10,500
Computer (desktop)	38,000	-	-	38,000	20	30,400	-	7,600	38,000	1
Laptop	188,400	-	-	188,400	20	150,720	-	37,680	188,400	-
Printer for project Office	17,100	-	-	17,100	20	13,680	-	3,420	17,100	-
<b>Sub total</b>	<b>264,500</b>	<b>-</b>	<b>-</b>	<b>264,500</b>		<b>203,198</b>	<b>-</b>	<b>50,801</b>	<b>253,999</b>	<b>10,501</b>
<b>APROTIRODHO</b>										
Laptop	102,900	-	-	102,900	20	41,160	-	20,580	61,740	41,160
Desktop computer with UPS	94,290	-	-	94,290	20	37,716.00	-	18,858	56,574	37,716
Internet (Broad band connection)	4,990	-	-	4,990	20	1,996.00	-	998	2,994	1,996
Digital camera	10,290	-	-	10,290	20	4,116	-	2,058	6,174	4,116
Motor cycle	238,328	-	-	238,328	20	95,332	-	47,666	142,998	95,330
Printer	23,625	-	-	23,625	20	9,450	-	4,725	14,175	9,450
<b>Sub total</b>	<b>474,423</b>	<b>-</b>	<b>-</b>	<b>474,423</b>		<b>189,770</b>	<b>-</b>	<b>94,885</b>	<b>284,655</b>	<b>189,768</b>

**Uttaran**

Flat-B1,House-32 (1st floor), Road-10/A, Dhanmondi, Dhaka-1209, Bangladesh

Details of consolidated property, plant and equipment

As at 30 June 2021

Annex A  
10/12

Particulars	Cost				Rate (%)	Depreciation				Written down value at 30 June BDT
	Balance at 1 July BDT	Addition during the year BDT	Disposal/ Adjustment during the year BDT	Total at 30 June BDT		Upto 1 July BDT	Adjustment during the year BDT	Charge for the year BDT	Total to 30 June BDT	
<b>UMIMCC</b>										
Laptop	40,000	-	-	40,000	20	16,000	-	8,000	24,000	16,000
Digital camera	10,000	-	-	10,000	20	4,000	-	2,000	6,000	4,000
Internet modem	3,000	-	-	3,000	20	1,200	-	600	1,800	1,200
<b>Sub total</b>	<b>53,000</b>	<b>-</b>	<b>-</b>	<b>53,000</b>		<b>21,200</b>	<b>-</b>	<b>10,600</b>	<b>31,800</b>	<b>21,200</b>
<b>WASH SDG WAI</b>										
Laptop	134,450	-	-	134,450	20	53,780	-	26,890	80,670	53,780
Desktop computer with UPS	77,400	-	-	77,400	20	30,960.00	-	15,480	46,440	30,960
Smart phone	57,300	36,000	-	93,300	20	22,920.00	-	18,660	41,580	51,720
Photocopy machine	120,450	-	-	120,450	20	48,180	-	24,090	72,270	48,180
Motor cycle	728,197	-	-	728,197	20	291,278	-	145,639	436,917	291,280
Bi cycle	74,860	-	-	74,860	20	29,944	-	14,972	44,916	29,944
Printer	11,500	-	-	11,500	20	4,600	-	2,300	6,900	4,600
<b>Sub total</b>	<b>1,204,157</b>	<b>36,000</b>	<b>-</b>	<b>1,240,157</b>		<b>481,662</b>	<b>-</b>	<b>248,031</b>	<b>729,693</b>	<b>510,464</b>
<b>Emergency &amp; Resilience Assistance for Forcibly Displaced Myanmar National (FDMN) in Cox's Bazar, Bangladesh</b>										



Laptop	116,233	-	-	116,233	20	42,367	-	23,247	65,614	50,619
Internet modem	5,000	-	-	5,000	20	2,000.00	-	1,000	3,000	2,000
Raincoat & bag	27,927	-	-	27,927	20	10,805.00	-	5,585	16,390	11,537
Furniture and fixture	41,420	-	-	41,420	10	8,004	-	4,142	12,146	29,274
Printer	60,000	-	-	60,000	20	24,000	-	12,000	36,000	24,000
<b>Sub total</b>	<b>250,580</b>	-	-	<b>250,580</b>		<b>87,176</b>	-	<b>45,974</b>	<b>133,150</b>	<b>117,430</b>

<b>Emergency &amp; Resilience Assistance for Forcibly Displaced Myanmar National (FDMN) and Host Community in Cox's Bazar, Bangladesh</b>										
Laptop	52,430	-	-	52,430	20	20,972	-	10,486	31,458	20,972
Internet modem	3,182	-	-	3,182	20	1,272.00	-	636	1,908	1,274
Raincoat & bag	15,963	-	-	15,963	20	6,386.00	-	3,193	9,579	6,384
Furniture and fixture	63,042	-	-	63,042	10	12,608	-	6,304	18,912	44,130
Digital camera	43,870	-	-	43,870	20	17,548	-	8,774	26,322	17,548
Printer	16,585	-	-	16,585	20	6,634	-	3,317	9,951	6,634
<b>Sub total</b>	<b>195,072</b>	-	-	<b>195,072</b>		<b>65,420</b>	-	<b>32,710</b>	<b>98,130</b>	<b>96,942</b>

<b>Community Based Disaster Risk Reeducation (CBDRR) in FDMN Camps in Cox's Bazar</b>										
Laptop	115,425	-	-	115,425	20	46,170	-	23,085	69,255	46,170
Furniture and fixture	61,353	-	-	61,353	10	12,270	-	6,135	18,405	42,948
<b>Sub total</b>	<b>176,778</b>	-	-	<b>176,778</b>		<b>58,440</b>	-	<b>29,220</b>	<b>87,660</b>	<b>89,118</b>

<b>Community Based Disaster Risk Reeducation (CBDRR) in FDMN Camps in Cox's Bazar</b>										
Laptop	59,300	-	-	59,300	20	23,720	-	11,860	35,580	23,720
Furniture and fixture	70,564	-	-	70,564	10	14,112	-	7,056	21,168	49,396
<b>Sub total</b>	<b>129,864</b>	-	-	<b>129,864</b>		<b>37,832</b>	-	<b>18,916</b>	<b>56,748</b>	<b>73,116</b>

**Uttaran**

Flat-B1, House-32 (1st floor), Road-10/A, Dhanmondi, Dhaka-1209, Bangladesh

**Details of consolidated property, plant and equipment**

As at 30 June 2021

**Annex A**  
**11/12**

<b>Community Based Disaster Risk Reeducation (CBDRR) in FDMN Camps in Cox's Bazar</b>										
Laptop	104,700	-	-	104,700	20	20,940	-	20,940	41,880	62,820
Printer	16,120	-	-	16,120	20	3,224	-	3,224	6,448	9,672
Photocopy machine	57,700	-	-	57,700	20	11,540	-	11,540	23,080	34,620
<b>Sub total</b>	<b>178,520</b>	-	-	<b>178,520</b>		<b>35,704</b>	-	<b>35,704</b>	<b>71,408</b>	<b>107,112</b>

<b>Accerting Marginalized Access to Right (AMAR) Project</b>										
Desktop Computer	187,300	-	-	187,300	20	-	-	37,460	37,460	149,840
Laptop	222,496	-	-	222,496	20	-	-	44,499	44,499	177,997
Scanner	5,000	-	-	5,000	20	-	-	1,000	1,000	4,000
Photocopy machine	93,500	-	-	93,500	20	-	-	18,700	18,700	74,800
Furniture and fixture	218,484	-	-	218,484	10	-	-	21,848	21,848	196,636
Motor Cycle	831,300	-	-	831,300	20	-	-	166,260	166,260	665,040
Bi Cycle	149,600	-	-	149,600	20	-	-	29,920	29,920	119,680
UPS	14,000	-	-	14,000	20	-	-	2,800	2,800	11,200



Digital camera		42,100	-	42,100	20		-	8,420	8,420	33,680
Printer		47,500	-	47,500	20		-	9,500	9,500	38,000
<b>Sub total</b>		<b>1,811,280</b>	<b>-</b>	<b>1,811,280</b>			<b>-</b>	<b>340,407</b>	<b>340,407</b>	<b>1,470,873</b>
<b>WASH SDG WAI (New Area)</b>										
Laptop		124,440	-	124,440	20		-	24,888	24,888	99,552
Furniture and fixture		71,547	-	71,547	10		-	7,155	7,155	64,392
Motor cycle		284,000	-	284,000	20		-	56,800	56,800	227,200
Bi cycle		39,960	-	39,960	20		-	7,992	7,992	31,968
Printer		17,500	-	17,500	20		-	3,500	3,500	14,000
<b>Sub total</b>		<b>537,447</b>	<b>-</b>	<b>537,447</b>			<b>-</b>	<b>100,335</b>	<b>100,335</b>	<b>437,112</b>
<b>Prevention and Elimination of Hazardous Form of Child Labour in Coastal Areas of Bangladesh</b>										
Laptop		99,459	-	99,459	20		-	19,892	19,892	79,567
Furniture and fixture		29,051	-	29,051	10		-	2,905	2,905	26,146
<b>Sub total</b>		<b>128,510</b>	<b>-</b>	<b>128,510</b>			<b>-</b>	<b>22,797</b>	<b>22,797</b>	<b>105,713</b>
<b>Reaching Out of School Children phase II Project</b>										
Desktop Computer		350,000	-	350,000	20		-	70,000	70,000	280,000
Digital Camera		80,000	-	80,000	20		-	16,000	16,000	64,000
Multimedia Projector		40,000	-	40,000	20		-	8,000	8,000	32,000
IPS		66,000	-	66,000	20		-	13,200	13,200	52,800
Furniture and fixture		131,200	-	131,200	10		-	13,120	13,120	118,080
Seating tools-300*260		78,000	-	78,000	20		-	15,600	15,600	62,400
Afron-200*250		50,000	-	50,000	20		-	10,000	10,000	40,000
White board & dispaly board-40*750		30,000	-	30,000	20		-	6,000	6,000	24,000
Fire extinguisher-6		16,800	-	16,800	20		-	3,360	3,360	13,440
Paddle machine-20		140,000	-	140,000	20		-	28,000	28,000	112,000
Sewing machine-12		300,000	-	300,000	20		-	60,000	60,000	240,000
Over lock machine-3		16,500	-	16,500	20		-	3,300	3,300	13,200
Solar-2		17,000	-	17,000	20		-	3,400	3,400	13,600
Single fes motor-2		12,000	-	12,000	20		-	2,400	2,400	9,600
Beauty box-10		30,000	-	30,000	20		-	6,000	6,000	24,000
Genarator		51,500	-	51,500	20		-	10,300	10,300	41,200
DC power suplay		5,500	-	5,500	20		-	1,100	1,100	4,400
Osiliskope		25,000	-	25,000	20		-	5,000	5,000	20,000
Sevicing box-1500*7		10,500	-	10,500	20		-	2,100	2,100	8,400
<b>Sub total</b>		<b>1,450,000</b>	<b>-</b>	<b>1,450,000</b>			<b>-</b>	<b>276,880</b>	<b>276,880</b>	<b>1,173,120</b>



**Uttaran**  
Flat-B1, House-32 (1st floor), Road-10/A, Dhanmondi, Dhaka-1209, Bangladesh  
Details of consolidated property, plant and equipment  
As at 30 June 2021

**Annex A**  
**12/12**

<b>Community Cohesion Project</b>										
Laptop		211,555	-	211,555	20		-	42,311	42,311	169,244
Furniture and fixture		85,064	-	85,064	10		-	8,506	8,506	76,558
Motor Cycle		449,985	-	449,985	20		-	89,997	89,997	359,988
Printer		25,732	-	25,732	20		-	5,146	5,146	20,586
<b>Sub total</b>		<b>772,336</b>	<b>-</b>	<b>772,336</b>			<b>-</b>	<b>145,960</b>	<b>145,960</b>	<b>626,376</b>
<b>Total Projects</b>	<b>69,746,555</b>	<b>4,735,573</b>	<b>-</b>	<b>74,482,128</b>		<b>66,780,038</b>	<b>2,710,100</b>	<b>2,806,570</b>	<b>66,876,508</b>	<b>7,605,620</b>
2021	260,545,087	5,375,945	-	265,921,032		132,108,606	2,710,100	8,180,492	137,578,997	129,066,122
2020	256,312,812	4,232,275	-	260,545,087		120,844,198	-	11,264,408	132,108,606	128,798,525



**Uttaran**

Flat-B1,House-32 (1st floor), Road-10/A, Dhanmondi, Dhaka-1209, Bangladesh

**Details of bank balance**

**As at 30 June 2021**

**Annex B**  
**1/3**

<b>Name of bank and branches</b>	<b>Account no.</b>	<b>2021 BDT</b>
<b>General fund</b>		
1 Dutch - Bangla Bank Limited - Dhanmondi	SND - 110120000731	16,552
2 Prime Bank Limited - Satkhira Branch	SND - 2202318000528	672,168
3 Jamuna Bank Limited- Satkhira Branch	SND - 1150320000335	38,844
4 National Bank Limited - Satkhira Branch	SND - 102400328790	1,365
5 National Bank Limited - Satkhira Branch	SND - 102400320297	-
<b>Balance as at 30 June 2021</b>		<b>728,929</b>
<b>Micro credit</b>		
1 Janata Bank Limited. Tala Branch	CA-1011001040	118,099
2 Janata Bank Limited - Tala Branch	CA-1011001032	78,237
3 Sonali Bank Limited- Tala Branch	STD-240000985	469
4 Sonali Bank Limited- Tala Branch	SB-100095188	1,287
5 Sonali Bank Limited- Tala Branch	CD-200022412	3,033
6 Bangladesh Krishi Bank - Tala Branch	SND-05	76,520
8 Agrani Bank Limited - Chuknagar Branch	SD - 0200002149891	-
9 Shahjalal Islami Bank Limited- Chuknagar Branch	21	8,195
10 Pubali Bank Limited - Patkelghata Branch	SND - 4431901004366	187,773
11 Janata Bank Limited - Patkelghata Branch	STD - 0100052200291	418,251
12 Janata Bank Limited - Patkelghata Branch	STD - 0100052201246	8,166
13 Agrani Bank Limited - Kopilmuni Branch	CA - 0200005078072	201,878
14 Sonali Bank Limited - Paikgacha Branch	CA - 2718001017126	137,453
15 Sonali Bank Limited - Paikgacha Branch	STD - 2718004000305	2,724
16 Sonali Bank Limited - Paikgacha Branch	SND - 2718004000316	1,469
17 Sonali Bank Limited - Paikgacha Branch	STD - 2718004000269	697
18 Sonali Bank Limited - Paikgacha Branch	STD - 2718000400588	2,774
19 Agrani Bank Limited - Banka Bazar Branch	CA - 0200005908733	65,953
20 Sonali Bank Limited - Koyra Branch	CA - 001042047	71,110
21 Sonali Bank, Tala Branch	STD-778	35,461
22 Sonali Bank Limited- Tala Branch	STD - 1100000914	1,704,902
23 SBAC Bank Limited - Satkhira Branch	CA - 0028111002716	231,519
25 Sonali Bank Limited - Kolaroya Branch	CA - 2808001023432	138,519
26 Sonali Bank Limited - Kolaroya Branch	STD - 2808004000269	11,115
29 NCC Bank Limited - Parulia Branch	CA-00940210008425	85,586
30 Sonali Bank Limited - Kulia Bazar Branch	CA - 2813402000138	335
31 Sonali Bank Limited - Parulia Branch	CA - 2816004000145	945
32 Bangladesh Krishi Bank - Sakhipur Branch	SB - 15120210003681	51,710
33 A-Arafah Islami Bank Ltd, Nalta Branch	259	61,295
34 Janata Bank Limited- Kaliganj Branch	SB-9319/5	-
35 Janata Bank Limited- Kaliganj Branch	CD-1011011049	1,447
36 Janata Bank Limited- Kaliganj Branch	CD-1031000547	3,116
37 Janata Bank Limited- Kaliganj Branch	STD-1031000356	8,671
38 Janata Bank Limited- Kaliganj Branch	CA- 47131850	48,268
39 Janata Bank Limited- Kaliganj Branch	SB-1021092775	448
40 SBAC Bank Limited - Shyamnagar Branch	CA - 0023111001801	121,898
41 Bangladesh Krishi Bank - Shyamnagar Branch	SND - 1515032000151	4,000
42 Sonali Bank Limited - Assasuni Branch	STD - 28012000009093	156,902
43 Sonali Bank Limited - Assasuni Branch	STD-095	42
44 Sonali Bank Limited - Assasuni Branch	SB - 28011000045656	2,140
45 Sonali Bank Limited - Assasuni Branch	SB-240000558	1,641
46 Sonali Bank Limited - Assasuni Branch	SB - 28011000045646	556



**Uttaran**

Flat-B1,House-32 (1st floor), Road-10/A, Dhanmondi, Dhaka-1209, Bangladesh

**Details of bank balance**

**As at 30 June 2021**

**Annex B**  
**2/3**

Name of bank and branches	Account no.	2021 BDT
47 Bangladesh Krishi Bank - Chandkhali Branch	CA-132	1,340
48 Southeast Bank Limited - Dumuria Branch	CD - 01061110000465	24,641
50 Pubali Bank Limited-Kayre Bazer Branch	STD-1015577	49,473
51 Brac Bank Ltd, Doulotpur Branch	STD - 62956001	1,950
52 Prime Bank Limited - Doulotpur Branch	CA - 21311070005827	74,703
53 Pubali Bank Limited - Fultala Branch	CA - 4266901006271	29,389
54 Janata Bank, Lakhpur Branch	CA-7733002552	23,921
55 Brac Bank Ltd, Bagerhat Branch	STD - 62956001	55,354
57 SBAC Bank Limited - Morrelgonj Branch,	CA - 0046111000207	32,358
58 Sonali Bank Limited - Morrelgonj Branch	SND - 004000497	613
59 Sonali Bank Limited - Morrelgonj Branch	SND - 004000486	4,195
60 Sonali Bank Limited - Morrelgonj Branch	CA - 001023443	1,281
61 Sonali Bank Limited - Monirampur Branch	CA - 2321833009196	39,597
62 Prime Bank Limited - Jhikorgasa Branch	CA - 5171108005560	58,517
63 Janata Bank Limited - Chachra Branch	CA - 0100065922198	32,989
64 Sonali Bank Limited - Rajgonj Branch	CA - 2329102000893	34,044
65 Sonali Bank Limited - Chaugasa Branch	CA - 2311902000762	36,135
66 Sonali Bank Limited - ChuramonkatiBranch	CA - 2312702000349	2,241
67 One Bank Limited- Satkhira Branch	STD-276	-
68 Mercantile Bank Ltd. Satkhira Branch	CA-6017	215,752
74 AB Bank Limited - Satkhira Branch	CA - 4212794739000	236
75 Southeast Bank Limited - Jessore Branch	SND-39	-
76 Jamuna Bank ltd.Ring Road Branch	CD-10304	1,842
77 The Primier Bank Limited - Rampura Branch	SND - 0136131000036	33,191
78 Mutual Trust bank Limited - Gulshan Branch	CA - 00460210007906	50,870
80 Social Islami Bank Ltd, Patkelghata Br,		3,010
81 Sonali Bank,Lalmatia Branch	CA-2001065	2,500
82 Mercantile Bank Ltd.Dhanmon Br	CA-4038	187
83 Dutch Bangla Bank Ltd, Khulna Br	SND. 120.120.6365	14,595,024
<b>Balance as at 30 June 2021</b>		<b>19,459,957</b>

**Uttaran**

Flat-B1,House-32 (1st floor), Road-10/A, Dhanmondi, Dhaka-1209, Bangladesh

**Details of bank balance**

**As at 30 June 2021**

**Annex B**  
**3/3**

Name of Bank and Branches	Account no.	2021 BDT
<b>Projects</b>		
1 Dutch - Bangla Bank Limited - Khulna Branch	SND - 1201200005742	1,403,682
2 Dutch - Bangla Bank Limited - Dhanmondi Branch	SND - 1101200000731	17,089,745
3 Mercantile Bank Limited, Satkhira Branch	SND- 135213131944717	13,019
4 City Bank Limited, Satkhira Branch	SND- 3102707436001	152,012
5 Jamuna Bank Limited, Satkhira Branch	SND-0115-0320000353	22,239
6 Prime Bank Limited - Satkhira Branch	SND - 2202312000953	18,587
7 Prime Bank Limited - Jhikorgacha Branch	SND - 2517316003227	2,708
8 Southeast Bank Limited - Satkhira Branch	SND - 2012131000019	22,379
9 Jamuna Bank Limited, Satkhira Branch	SND-0115-0320000219	1,552
10 Southeast Bank Ltd, Satkhira Branch	SND - 201213100000090	7,590
11 Southeast Bank Limited-Satkhira Branch	SND - 2012131000089	2,126
12 Dutch-Bangla Bank Limited - Satkhira Branch	SND - 1801200000090	4,534,080
13 Prime Bank Limited - Satkhira Branch	SND - 2202314006917	1,376

14 One Bank Limited - Satkhira Branch	SND - 0463000000356	91,759
15 Southeast Bank Limited - Satkhira Branch	SND - 2012131000013	2,503
16 AB Bank Limited - Satkhira Branch	SND - 4212797492-430	307,333
17 Mercantile Bank Limited, Dhanmondi brance	SND- 110213124294346	35,567
18 Agrani Bank Limited - Kopilmoni Branch	SD - 0200003274698	14,578
19 Krishi Bank Limited - Sakhipur Branch	SD - 1512-0320000118	4,074
20 Janata Bank Limited - Kaligong Branch	SD - 01000046350663	10,088
21 Southeast Bank Limited-Satkhira Branch	SND- 201213100000083	6,264
22 Jamuna Bank Limited, Satkhira Branch	SND-0115-0320000380	613,804
23 Sonali Bank Limited - Tala Branch	SA - 2820100006459	5,512
24 One Bank Limited - Satkhira Branch	SND - 0463000000334	58,894
25 Jamuna Bank Limited, Satkhira Branch	SND-0115-0320000246	2,107
26 Jamuna Bank Limited, Satkhira Branch	SND-0115-0320000335	75,431
27 Southeast Bank Limited-Satkhira Branch	SND - 2012131000071	605,730
28 UCBL, Khanjahanali Branch, Khulna	SND - 0612301000000230	2,605,118
29 Southeast Bank Limited-Satkhira Branch	SND - 2012131000087	2,696,418
30 Pubali Bank Ltd., Ukiya, Cox's Bazar	SND -1016102000576	6,294
31 Pubali Bank Ltd., Ukiya, Cox's Bazar	SND -1016102000580	5,341,076
32 UCBL, Khanjahanali Branch, Khulna	SND - 0612301000000230	346,197
33 Mercantile Bank Limited, Dhanmondi brance	SND- 110213125176428	4,661

**Balance as at 30 June 2021**

**36,104,503**



**UTTARAN**

Flat-B1, House-32 (1st floor), Road-10/A, Dhanmondi, Dhaka-1209, Bangladesh

Programme wise consolidated Statement of Financial Position (Balance Sheet)

As at 30 June 2021

**Annexure-C**

Particulars	Notes	30.06.2021				30.06.2020
		General BDT	Micro Credit BDT	Projects BDT	Total BDT	Total BDT
<b>PROPERTY AND ASSETS</b>						
<b>Non-current assets</b>						
Property, plant and equipment	5	94,316,208	26,420,206	7,605,621	128,342,035	128,436,482
<b>Total non-current assets</b>		<b>94,316,208</b>	<b>26,420,206</b>	<b>7,605,621</b>	<b>128,342,035</b>	<b>128,436,482</b>
<b>Current assets</b>						
Revolving loan fund	6	-	300,743,939	473,830	301,217,769	310,537,663
Loans and advances	7	-	3,860,909	736,078	4,596,987	3,196,753
Investment in FDR	8	300,000	56,067,785	-	56,367,785	21,967,901
Cash and cash equivalents	9	728,929	20,848,827	36,179,863	57,757,619	37,036,403
<b>Total current assets</b>		<b>1,028,929</b>	<b>381,521,460</b>	<b>37,389,771</b>	<b>419,940,160</b>	<b>372,738,720</b>
<b>Total property and assets</b>		<b>95,345,137</b>	<b>407,941,666</b>	<b>44,995,392</b>	<b>548,282,195</b>	<b>501,175,202</b>
<b>FUND AND LIABILITIES</b>						
<b>Funds and Reserves</b>						
Fund account	10	40,745,554	68,394,121	518,525	109,658,200	112,613,241
Gratuity fund	11	3,604,783	-	-	3,604,783	3,720,759
Statutory reserve	12	-	9,170,308	-	9,170,308	5,442,338
<b>Total funds and reserves</b>		<b>44,350,337</b>	<b>77,564,429</b>	<b>518,525</b>	<b>122,433,291</b>	<b>121,776,338</b>
<b>Non-current liabilities</b>						
<b>Current liabilities</b>						
Short term loan from banks	13	-	180,522,734	-	180,522,734	186,589,199
Loan from other organisations	14	83,140,484	6,505,218	8,995,579	98,641,281	49,407,113
Inter-project loan	15	(32,145,684)	-	32,145,684	-	-
Other liabilities	16	-	-	3,335,604	3,335,604	3,274,342
Group members' savings	17	-	122,247,937	-	122,247,937	118,559,242
Security money	18	-	1,697,119	-	1,697,119	1,963,338
Members' loan insurance	19	-	11,943,172	-	11,943,172	11,086,866
Loan loss provision	20	-	7,461,057	-	7,461,057	8,518,764
		<b>50,994,800</b>	<b>330,377,237</b>	<b>44,476,867</b>	<b>425,848,904</b>	<b>379,398,864</b>
		<b>95,345,137</b>	<b>407,941,666</b>	<b>44,995,392</b>	<b>548,282,195</b>	<b>501,175,202</b>

These financial statements should be read in conjunction with the annexed notes  
Signed for and behalf of Governing Body of Uttaran

  
Coordinator (Accounts and Finance)

  
Director

Dhaka, Bangladesh  
Dated: 25 October 2021



**UTTARAN**

Flat-B1, House-32 (1st floor), Road-10/A, Dhanmondi, Dhaka-1209, Bangladesh

**Consolidated Income and Expenditure Statement**

For the year ended 30 June 2021

	Notes	2021				Annexure-D
		General BDT	Micro Credit BDT	Projects BDT	Total BDT	2020
						Total BDT
<b>Income</b>						
Grant income	21	1,990,516	43,725,000	316,495,420	362,210,936	295,813,113
Micro credit income	22	-	31,126,359	-	31,126,359	55,158,283
Other income	23	21,578,006	3,590,587	2,880,549	28,049,142	25,563,140
Bank interest	24	305,632	253,031	93,918	652,581	560,233
		<b>23,874,154</b>	<b>78,694,977</b>	<b>319,469,887</b>	<b>422,039,018</b>	<b>377,094,769</b>
<b>Expenditure</b>						
Personnel cost	25	10,726,584	15,269,528	70,952,697	96,948,809	88,425,023
Program cost	26	-	9,375,898	220,436,337	229,812,235	222,078,363
Administrative cost	27	7,598,449	7,302,878	18,525,670	33,426,997	29,995,392
Bank charge	28	111,016	143,579	106,678	361,273	391,330
Interest paid to bank		-	8,874,627	-	8,874,627	13,325,892
Overhead/Management cost		-	-	6,641,935	6,641,935	6,289,952
Depreciation		4,925,152	448,770	2,806,570	8,180,492	11,264,408
		<b>23,361,201</b>	<b>41,415,280</b>	<b>319,469,887</b>	<b>384,246,368</b>	<b>371,770,360</b>
Surplus for the year		512,953	37,279,697	-	37,792,650	5,324,409
		<b>23,874,154</b>	<b>78,694,977</b>	<b>319,469,887</b>	<b>422,039,018</b>	<b>377,094,769</b>



**UTTARAN**

Flat-B1,House-32 (1st floor), Road-10/A, Dhanmondi, Dhaka-1209, Bangladesh

**Consolidated Receipts and Payments Statement**

For the year ended 30 June 2021

Annexure-E

	2021				2020
	General BDT	Micro Credit BDT	Projects BDT	Total BDT	Total BDT
<b>Receipts</b>					
<b>Opening balance</b>					
Cash in hand	-	1,281,739	112,128	1,393,867	1,894,920
Cash at bank	204,664	7,785,469	27,652,403	35,642,536	57,948,192
	<b>204,664</b>	<b>9,067,208</b>	<b>27,764,531</b>	<b>37,036,403</b>	<b>59,843,112</b>
Grant received	1,990,516	43,725,000	319,432,892	365,148,408	259,690,537
Income from micro credit program	-	31,126,359	-	31,126,359	55,158,283
Overhead cost received	8,951,213	-	-	8,951,213	8,917,258
Contribution	-	-	1,438,523	1,438,523	1,348,500
Shared management cost	11,049,765	-	-	11,049,765	9,362,147
Interest on investment	-	3,590,587	-	3,590,587	4,003,705
Land lease	-	-	-	-	20,000
Caw Skin Sale IRW Qurbani Project	-	-	-	-	11,040
Net Wages received (IRW Ramadan)	-	-	-	-	449,476
ICS sale	-	-	583,680	583,680	410,490
Pass book sale	-	-	20	20	40
Loan form sale	-	-	15	15	15
Members admission fee	-	-	40	40	40
Others Income	-	-	350	350	-
Biogas Plant Sale	-	-	823,000	823,000	1,026,000
Staff security received	-	-	130,000	130,000	2,974,342
House rent received	1,131,814	-	-	1,131,814	-
Staff Contribution for Oxygen Support	445,214	-	-	445,214	-
Service charge received as grant	-	-	34,921	34,921	14,429
Bank interest	305,632	253,031	93,918	652,581	560,233
Realised from revolving loan fund	-	218,116,407	300,487	218,416,894	395,229,647
Advance received/Fund transfer	-	583,029	681,022	1,264,051	2,493,866
Realisation from suspension account	-	-	-	-	300,000
Encashment of investment in FDR	-	15,540,703	-	15,540,703	34,922,061
Loan received from banks	-	92,500,000	-	92,500,000	-
Loan received from others	49,636,486	-	-	49,636,486	93,320,801
Inter-project loan	5,011,535	-	12,798,527	17,810,062	25,430,883
Realised from group members savings	-	78,874,040	-	78,874,040	75,786,852
Security money	-	54,000	-	54,000	540,323
Risk fund/Members' loan insurance	-	1,677,510	-	1,677,510	3,844,030
Loan from staff welfare fund	-	-	-	-	1,200,000
Loan from staff provident fund	-	1,962,468	-	1,962,468	1,672,750
<b>Total receipts</b>	<b>78,522,175</b>	<b>488,003,134</b>	<b>336,317,395</b>	<b>902,842,704</b>	<b>978,687,748</b>
	<b>78,726,839</b>	<b>497,070,342</b>	<b>364,081,926</b>	<b>939,879,107</b>	<b>1,038,530,860</b>



	2021			2020
	General	Micro Credit	Projects	Total
<b>Payments</b>				
Personnel cost	10,726,584	15,269,528	70,952,697	96,948,809
Program cost	-	9,375,898	220,436,337	229,812,235
Administrative cost	7,598,449	7,302,878	18,525,670	33,426,997
Bank charge	111,016	143,579	106,678	361,273
Overhead/Management cost	-	-	6,641,935	6,641,935
Capital expenditure	557,572	82,800	4,735,573	5,375,945
Paid to revolving loan fund	-	208,671,000	426,000	209,097,000
Interest paid to bank	-	8,874,627	-	8,874,627
Loan and advance	-	1,667,385	996,900	2,664,285
Investment	-	49,940,587	-	49,940,587
Payment from fund	115,976	-	-	115,976
Fund Support to MFP	43,725,000	-	-	43,725,000
Loan refund to banks	-	98,566,465	-	98,566,465
Loan paid to others	2,364,786	-	-	2,364,786
Inter-project loan	12,798,527	-	5,011,535	17,810,062
Paid to group members' savings	-	75,185,345	-	75,185,345
Security money refund	-	320,219	-	320,219
Risk fund	-	821,204	-	821,204
Provision for expenses payment	-	-	-	-
Staff security refund	-	-	68,738	68,738
<b>Total payments</b>	<b>77,997,910</b>	<b>476,221,515</b>	<b>327,902,063</b>	<b>882,121,488</b>
<b>Closing balance</b>				
Cash in hand	-	1,388,870	75,360	1,464,230
Cash at bank	728,929	19,459,957	36,104,503	56,293,389
	728,929	20,848,827	36,179,863	57,757,619
	<b>78,726,839</b>	<b>497,070,342</b>	<b>364,081,926</b>	<b>939,879,107</b>
				<b>1,038,530,860</b>



**UTTARAN**  
Flat-B1, House-32 (1st floor), Road-10/A, Dhanmondi, Dhaka-1209, Bangladesh  
**Notes to the consolidated financial statements**  
For the year ended 30 June 2021

**Annexure-F**

Particulars	2021				2020
	General BDT	Micro Credit BDT	Projects BDT	Total BDT	Total BDT
<b>5. Property, plant and equipment</b>					
<b>Cost</b>					
Opening balance	162,439,505	28,359,027	69,746,555	260,545,087	256,312,812
Add: Addition during the year	557,572	82,800	4,735,573	5,375,945	4,232,275
	162,997,077	28,441,827	74,482,128	265,921,032	260,545,087
Less: Disposal/Adjustment during the year	-	-	-	-	-
<b>Closing balance (A)</b>	<b>162,997,077</b>	<b>28,441,827</b>	<b>74,482,128</b>	<b>265,921,032</b>	<b>260,545,087</b>
<b>Depreciation</b>					
Opening balance	63,755,717	1,572,851	66,780,038	132,108,606	120,844,198
Add: Charge for the year	4,925,152	448,770	2,806,570	8,180,492	11,264,408
	68,680,869	2,021,621	69,586,608	140,289,098	132,108,606
Less: Adjustment for the year	-	-	2,710,100	2,710,100	-
<b>Closing balance (B)</b>	<b>68,680,869</b>	<b>2,021,621</b>	<b>66,876,508</b>	<b>137,578,997</b>	<b>132,108,606</b>
Written down value (A-B)	<b>94,316,208</b>	<b>26,420,206</b>	<b>7,605,620</b>	<b>128,342,035</b>	<b>128,436,483</b>
Details are shown in <b>Annex A.</b>					
<b>6. Revolving loan fund</b>					
<b>i) Micro credit program</b>					
Opening balance	-	310,189,346	-	310,189,346	334,663,998
Add: Disbursed during the year	-	208,671,000	-	208,671,000	370,683,000
	-	518,860,346	-	518,860,346	705,346,998
Less: Realised during the year	-	218,116,407	-	218,116,407	395,157,652
<b>Closing balance</b>	-	<b>300,743,939</b>	-	<b>300,743,939</b>	<b>310,189,346</b>
<b>ii) IDCOL BIO Gas/VSC</b>					
Opening balance	-	-	348,317	348,317	19,312
Add: Disbursed during the year	-	-	426,000	426,000	401,000
	-	-	774,317	774,317	420,312
Less: Realised during the year	-	-	300,487	300,487	71,995
<b>Closing balance</b>	-	-	<b>473,830</b>	<b>473,830</b>	<b>348,317</b>
<b>Total</b>	-	<b>300,743,939</b>	<b>473,830</b>	<b>301,217,769</b>	<b>310,537,663</b>
<b>7. Loan and advances</b>					
Opening balance	-	2,776,553	420,200	3,196,753	2,093,334
Add: Advance payment during the year	-	1,667,385	996,900	2,664,285	3,597,285
	-	4,443,938	1,417,100	5,861,038	5,690,619
Less: Advance adjustment during the year	-	583,029	681,022	1,264,051	2,493,866
<b>Closing balance</b>	-	<b>3,860,909</b>	<b>736,078</b>	<b>4,596,987</b>	<b>3,196,753</b>
<b>8. Investment in FDR</b>					
Opening balance	300,000	21,667,901	-	21,967,901	34,586,257
Add: Addition during the year	-	49,940,587	-	49,940,587	22,303,705
	300,000	71,608,488	-	71,908,488	56,889,962
Less: Encashment during the year	-	15,540,703	-	15,540,703	34,922,061
<b>Closing balance</b>	<b>300,000</b>	<b>56,067,785</b>	-	<b>56,367,785</b>	<b>21,967,901</b>
<b>9. Security deposit</b>					
Opening balance	-	-	-	-	350,000
Less: Realised during the year	-	-	-	-	350,000
<b>Closing balance</b>	-	-	-	-	-
<b>10. Cash and cash equivalents</b>					
Cash in hand	-	1,388,870	75,360	1,464,230	1,393,867
Cash at bank	728,929	19,459,957	36,104,503	56,293,389	35,642,536
<b>Total</b>	<b>728,929</b>	<b>20,848,827</b>	<b>36,179,863</b>	<b>57,757,619</b>	<b>37,036,403</b>
Details are shown in <b>Annex B.</b>					



**UTTARAN**  
Flat-B1,House-32 (1st floor), Road-10/A, Dhanmondi, Dhaka-1209, Bangladesh  
**Notes to the consolidated financial statements**  
For the year ended 30 June 2021

**Annexure-F**

Particulars	2021				2020
	General BDT	Micro Credit BDT	Projects BDT	Total BDT	Total BDT
<b>11. Fund account</b>					
<b>General fund</b>					
Opening balance	83,957,601	33,784,687	(5,129,047)	112,613,241	143,417,890
Add: Surplus during the year	512,953	37,279,697	-	37,792,650	5,324,409
	84,470,554	71,064,384	(5,129,047)	150,405,891	148,742,299
Add: Grant received	1,990,516	43,725,000	319,432,892	365,148,408	259,690,537
	86,461,070	114,789,384	314,303,845	515,554,299	408,432,836
Less: Transfer to grant income	1,990,516	43,725,000	316,495,420	362,210,936	295,813,113
	84,470,554	71,064,384	(2,191,575)	153,343,363	112,619,723
Add: Adjustment for loan loss provision	-	1,057,707	-	1,057,707	425,752
	84,470,554	72,122,091	(2,191,575)	154,401,070	113,045,475
Less: Statutory reserve fund (10% of surplus)	-	3,727,970	-	3,727,970	432,234
	84,470,554	68,394,121	(2,191,575)	150,673,100	112,613,241
Less: Fund Support to MFP	43,725,000	-	-	43,725,000	-
	40,745,554	68,394,121	(2,191,575)	106,948,100	112,613,241
Add: Depreciation last year unadjusted balance	-	-	2,710,100	2,710,100	-
<b>Closing balance</b>	<b>40,745,554</b>	<b>68,394,121</b>	<b>518,525</b>	<b>109,658,200</b>	<b>112,613,241</b>
<b>11. Gratuity fund</b>					
Opening balance	3,720,759	-	-	3,720,759	3,739,281
Less: refund amount	115,976	-	-	115,976	18,522
<b>Closing balance</b>	<b>3,604,783</b>	<b>-</b>	<b>-</b>	<b>3,604,783</b>	<b>3,720,759</b>
<b>12. Statutory reserve</b>					
Opening balance	-	5,442,338	-	5,442,338	5,010,104
Add: Addition during the year	-	3,727,970	-	3,727,970	432,234
<b>Closing balance</b>	<b>-</b>	<b>9,170,308</b>	<b>-</b>	<b>9,170,308</b>	<b>5,442,338</b>
<b>13. Short term loan from banks</b>					
<b>(i) Priemer Bank Ltd</b>					
Opening balance	-	-	-	-	-
Add: Received during the year	-	50,000,000	-	50,000,000	-
	-	50,000,000	-	50,000,000	-
Less: Refund during the year	-	3,750,000	-	3,750,000	-
<b>Closing balance</b>	<b>-</b>	<b>46,250,000</b>	<b>-</b>	<b>46,250,000</b>	<b>-</b>
<b>(ii) One Bank Ltd</b>					
Opening balance	-	-	-	-	20,000,000
Add: Received during the year	-	-	-	-	-
	-	-	-	-	20,000,000
Less: Refund during the year	-	-	-	-	20,000,000
<b>Closing balance</b>	<b>-</b>	<b>-</b>	<b>-</b>	<b>-</b>	<b>-</b>
<b>(iii) Mercantile Bank Ltd</b>					
Opening balance	-	106,905,284	-	106,905,284	125,951,282
Add: Received during the year	-	-	-	-	-
	-	106,905,284	-	106,905,284	125,951,282
Less: Refund during the year	-	34,074,095	-	34,074,095	19,045,998
<b>Closing balance</b>	<b>-</b>	<b>72,831,189</b>	<b>-</b>	<b>72,831,189</b>	<b>106,905,284</b>
<b>iv) Bangladesh Finance &amp; Investment Company Ltd</b>					
Opening balance	-	16,167,483	-	16,167,483	25,558,426
Add: Received during the year	-	-	-	-	-
	-	16,167,483	-	16,167,483	25,558,426
Less: Refund during the year	-	16,167,483	-	16,167,483	9,390,943
<b>Closing balance</b>	<b>-</b>	<b>-</b>	<b>-</b>	<b>-</b>	<b>16,167,483</b>
<b>(v) Jamuna Bank Ltd</b>					
Opening balance	-	9,892,845	-	9,892,845	14,892,846
Add: Received during the year	-	12,500,000	-	12,500,000	-
	-	22,392,845	-	22,392,845	14,892,846
Less: Refund during the year	-	8,911,201	-	8,911,201	5,000,001
<b>Closing balance</b>	<b>-</b>	<b>13,481,644</b>	<b>-</b>	<b>13,481,644</b>	<b>9,892,845</b>



UTTARAN  
Flat-B1,House-32 (1st floor), Road-10/A, Dhanmondi, Dhaka-1209, Bangladesh  
Notes to the consolidated financial statements  
For the year ended 30 June 2021

Annexure-F

Particulars	2021				2020
	General BDT	Micro Credit BDT	Projects BDT	Total BDT	Total BDT
<b>(vi) Mutual Trust Bank Ltd</b>					
Opening balance	-	53,623,587	-	53,623,587	80,000,000
Add: Received during the year	-	-	-	-	-
	-	53,623,587	-	53,623,587	80,000,000
Less: Refund during the year	-	35,663,686	-	35,663,686	26,376,413
<b>Closing balance</b>	-	<b>17,959,901</b>	-	<b>17,959,901</b>	<b>53,623,587</b>
<b>(v) Dutch Bangla Bank Ltd</b>					
Opening balance	-	-	-	-	-
Add: Received during the year	-	30,000,000	-	30,000,000	-
	-	30,000,000	-	30,000,000	-
Less: Refund during the year	-	-	-	-	-
<b>Closing balance</b>	-	<b>30,000,000</b>	-	<b>30,000,000</b>	-
<b>Total</b>	-	<b>180,522,734</b>	-	<b>180,522,734</b>	<b>186,589,199</b>
<b>14. Loan from other organisations</b>					
<b>(i) Progoti Construction</b>					
Opening balance	4,814,063	-	-	4,814,063	5,464,063
Less: Refund during the year	1,620,000	-	-	1,620,000	650,000
	3,194,063	-	-	3,194,063	4,814,063
Less: Transfer to loan and advance	-	-	-	-	-
	3,194,063	-	-	3,194,063	4,814,063
Add: Transferred from Shishithortho loan	-	-	-	-	-
<b>Closing balance</b>	<b>3,194,063</b>	-	-	<b>3,194,063</b>	<b>4,814,063</b>
<b>(ii) Staff provident fund</b>					
Opening balance	-	2,942,750	-	2,942,750	1,270,000
Add: Received during the year	-	1,962,468	-	1,962,468	1,672,750
	-	4,905,218	-	4,905,218	2,942,750
Less: Refund during the year	-	-	-	-	-
<b>Closing balance</b>	-	<b>4,905,218</b>	-	<b>4,905,218</b>	<b>2,942,750</b>
<b>(iii) Loan from others</b>					
Opening balance	31,054,721	-	8,995,579	40,050,300	22,557,543
Add: Received during the year	49,636,486	-	-	49,636,486	93,320,801
	80,691,207	-	8,995,579	89,686,786	115,878,344
Less: Refund during the year	744,786	-	-	744,786	84,325,222
	79,946,421	-	8,995,579	88,942,000	31,553,122
Add: Transfer from others loan account	-	-	-	-	8,497,178
<b>Closing balance</b>	<b>79,946,421</b>	-	<b>8,995,579</b>	<b>88,942,000</b>	<b>40,050,300</b>
<b>(iv) Loan from staff welfare fund</b>					
Opening balance	-	1,600,000	-	1,600,000	400,000
Add: Received during the year	-	-	-	-	1,200,000
	-	1,600,000	-	1,600,000	1,600,000
Less: Refund during the year	-	-	-	-	-
<b>Closing balance</b>	-	<b>1,600,000</b>	-	<b>1,600,000</b>	<b>1,600,000</b>
<b>Total</b>	<b>83,140,484</b>	<b>6,505,218</b>	<b>8,995,579</b>	<b>98,641,281</b>	<b>49,407,113</b>
<b>15. Inter-project loan</b>					
Opening balance	(24,358,692)	-	24,358,692	-	8,497,178
Add: Received during the year	5,011,535	-	12,798,527	17,810,062	25,430,883
	(19,347,157)	-	37,157,219	17,810,062	33,928,061
Less: Payment during the year	12,798,527	-	5,011,535	17,810,062	25,430,883
	(32,145,684)	-	32,145,684	-	8,497,178
Less: Transfer to Others Loan Account	-	-	-	-	8,497,178
<b>Closing balance</b>	<b>(32,145,684)</b>	-	<b>32,145,684</b>	-	-



UTTARAN  
Flat-B1,House-32 (1st floor), Road-10/A, Dhanmondi, Dhaka-1209, Bangladesh  
Notes to the consolidated financial statements  
For the year ended 30 June 2021

Annexure-F

Particulars	2021				2020
	General BDT	Micro Credit BDT	Projects BDT	Total BDT	Total BDT
<b>16. Other liabilities</b>					
<b>(i) Liability for expense</b>					
Opening balance	-	-	300,000	300,000	-
Add: Provision during the year	-	-	-	-	300,000
	-	-	300,000	300,000	300,000
Less: Payment during the year	-	-	-	-	-
	-	-	300,000	300,000	300,000
Less: Adjustment during the year	-	-	-	-	-
<b>Closing balance</b>	-	-	<b>300,000</b>	<b>300,000</b>	<b>300,000</b>
<b>(ii) Staff Security Fund</b>					
Opening balance	-	-	2,974,342	2,974,342	-
Add: Received during the year	-	-	130,000	130,000	2,974,342
	-	-	3,104,342	3,104,342	2,974,342
Less: Payment during the year	-	-	68,738	68,738	-
<b>Closing balance</b>	-	-	<b>3,035,604</b>	<b>3,035,604</b>	<b>2,974,342</b>
<b>Closing balance</b>	-	-	<b>3,335,604</b>	<b>3,335,604</b>	<b>3,274,342</b>
<b>17. Group members' savings</b>					
Opening balance	-	118,559,242	-	118,559,242	91,604,321
Add: Collection during the year	-	78,874,040	-	78,874,040	75,786,852
	-	197,433,282	-	197,433,282	167,391,173
Add: Interest during the year	-	-	-	-	-
	-	197,433,282	-	197,433,282	167,391,173
Less: Refund during the year	-	75,185,345	-	75,185,345	48,831,931
<b>Closing balance</b>	-	<b>122,247,937</b>	-	<b>122,247,937</b>	<b>118,559,242</b>
<b>18. Security money</b>					
Opening balance	-	1,963,338	-	1,963,338	1,565,571
Add: Collection during the year	-	54,000	-	54,000	540,323
	-	2,017,338	-	2,017,338	2,105,894
Less: Refund during the year	-	320,219	-	320,219	142,556
<b>Closing balance</b>	-	<b>1,697,119</b>	-	<b>1,697,119</b>	<b>1,963,338</b>
<b>19. Members' loan insurance</b>					
Opening balance	-	11,086,866	-	11,086,866	7,801,607
Add: Collection during the year	-	1,677,510	-	1,677,510	3,844,030
	-	12,764,376	-	12,764,376	11,645,637
Less: Refund during the year	-	821,204	-	821,204	558,771
<b>Closing balance</b>	-	<b>11,943,172</b>	-	<b>11,943,172</b>	<b>11,086,866</b>
<b>20. Loan loss provision</b>					
Opening balance	-	8,518,764	-	8,518,764	8,944,516
Add: Addition during the year	-	-	-	-	-
	-	8,518,764	-	8,518,764	8,944,516
Less: Adjustment during the year	-	1,057,707	-	1,057,707	425,752
<b>Closing balance</b>	-	<b>7,461,057</b>	-	<b>7,461,057</b>	<b>8,518,764</b>
<b>21. Grants income</b>					
<b>Project</b>					
Expense for project	-	-	319,469,887	319,469,887	295,811,627
Less: Bank interest	-	-	93,918	93,918	183,172
	-	-	319,375,969	319,375,969	295,628,455
Less: Other income	-	-	2,880,549	2,880,549	2,799,514
	-	-	316,495,420	316,495,420	292,828,941
	-	-	316,495,420	316,495,420	292,828,941
<b>Other</b>					
Grant received (note 21.1)	1,990,516	43,725,000	-	45,715,516	2,984,172

**UTTARAN**  
Flat-B1,House-32 (1st floor), Road-10/A, Dhanmondi, Dhaka-1209, Bangladesh  
**Notes to the consolidated financial statements**  
For the year ended 30 June 2021

**Annexure-F**

Particulars	2021				2020
	General BDT	Micro Credit BDT	Projects BDT	Total BDT	Total BDT
<b>Total</b>	<b>1,990,516</b>	<b>43,725,000</b>	<b>316,495,420</b>	<b>362,210,936</b>	<b>295,813,113</b>

**21.1 Details of grant received**

**Donner**

UNDP	-	-	67,110,468	67,110,468	-
DFID/Start Fund	-	-	53,974,779	53,974,779	29,540,789
Solidaridad International	-	-	37,621,874	37,621,874	35,978,762
Islamic Relief World (IRW)	-	-	33,209,464	33,209,464	84,169,287
Misereor-Germany	-	-	32,578,031	32,578,031	13,466,471
SIMAVI WASH	-	-	21,138,233	21,138,233	10,186,447
DFID/Manusher Jonno Foundation (MJF)	-	-	18,283,896	18,283,896	10,087,076
Bangladesh Government	-	-	16,368,048	16,368,048	12,817,298
EDUCO	-	-	13,423,523	13,423,523	-
World Food Program (WFP)	-	-	5,387,753	5,387,753	19,585,873
Palli Karma Sahayak Foundation	-	-	4,714,260	4,714,260	7,504,199
United Way Worldwide	-	-	4,139,988	4,139,988	-
Save the children	-	-	3,413,300	3,413,300	2,137,000
Food & Agriculture Organization (FAO)	-	-	2,529,479	2,529,479	3,000,000
Booth ENDS-Netherlands	-	-	1,972,379	1,972,379	-
IDCOLE	-	-	1,252,800	1,252,800	400,185
British Council	-	-	832,000	832,000	8,614,695
Deutsche Gesellschaft fur Internationale Zusammenarbeit (GIZ) GmbH	-	-	765,232	765,232	906,355
HELVETAS	-	-	717,385	717,385	-
European Commission	-	-	-	-	18,311,928
<b>Total</b>	<b>-</b>	<b>-</b>	<b>319,432,892</b>	<b>319,432,892</b>	<b>256,706,365</b>

**Other**

Fund from General Fund	-	43,725,000	-	43,725,000	-
Miscellaneous	641,100	-	-	641,100	1,139,335
Mr. Yoshiki Takeshima (Japan)	545,675	-	-	545,675	231,480
Manabdhikar Shongskriti Foundation (MSF)	323,731	-	-	323,731	-
Crowed Fund	300,000	-	-	300,000	-
Global Giving	92,953	-	-	92,953	-
BNPS	87,057	-	-	87,057	157,715
BLP- Govt.	-	-	-	-	1,059,150
ESUKI KANDA- Japan	-	-	-	-	386,492
Crpwed Fund	-	-	-	-	10,000
<b>Total</b>	<b>1,990,516</b>	<b>43,725,000</b>	<b>-</b>	<b>45,715,516</b>	<b>2,984,172</b>
<b>Total</b>	<b>1,990,516</b>	<b>43,725,000</b>	<b>319,432,892</b>	<b>365,148,408</b>	<b>259,690,537</b>

**22. Micro credit income**

Service charge collection	-	28,996,930	-	28,996,930	51,911,326
Others (MCP)	-	1,418,222	-	1,418,222	1,602,499
House rent from employee	-	273,650	-	273,650	1,063,080
Pass book sale	-	166,385	-	166,385	185,510
Loan form sale	-	47,230	-	47,230	176,615
Members admission fee	-	65,180	-	65,180	161,550
Recovery of write off loan	-	158,762	-	158,762	57,703
<b>Total</b>	<b>-</b>	<b>31,126,359</b>	<b>-</b>	<b>31,126,359</b>	<b>55,158,283</b>

**23. Other income**

Shared staff salary received	11,049,765	-	-	11,049,765	9,362,147
Contribution from members	-	-	1,438,523	1,438,523	1,348,500
Overhead cost received (note 23.1)	8,951,213	-	-	8,951,213	8,917,258
Interest on investment	-	3,590,587	-	3,590,587	4,003,705
ICS sale	-	-	583,680	583,680	410,490
House rent received	1,131,814	-	-	1,131,814	-
Staff Contribution for Oxygen Support	445,214	-	-	445,214	-

**UTTARAN**  
Flat-B1,House-32 (1st floor), Road-10/A, Dhanmondi, Dhaka-1209, Bangladesh  
**Notes to the consolidated financial statements**  
**For the year ended 30 June 2021**

**Annexure-F**

Particulars	2021				2020
	General BDT	Micro Credit BDT	Projects BDT	Total BDT	Total BDT
Service charge collection	-	-	34,921	34,921	14,429
Biogas Plant Sale	-	-	823,000	823,000	1,026,000
Pass book sale	-	-	20	20	40
Loan form sale	-	-	15	15	15
Members admission fee	-	-	40	40	40
Others Income	-	-	350	350	-
Land lease	-	-	-	-	20,000
Caw Skin Sale IRW Qurbani Project	-	-	-	-	11,040
Net Wages received (IRW Ramadan)	-	-	-	-	449,476
<b>Total</b>	<b>21,578,006</b>	<b>3,590,587</b>	<b>2,880,549</b>	<b>28,049,142</b>	<b>25,563,140</b>

**23.1 Overhead cost received**

Community Cohesion Project	2,046,963	-	-	2,046,963	-
Emergency support to extremely	152,642	-	-	152,642	-
ICVGD	348,529	-	-	348,529	110,439
Others	519,286	-	-	519,286	2,627,306
Emergency Support and anticipated effort for south west coastal Bangladesh	801,986	-	-	801,986	-
Providing Extended Humanitarian Ramadan Support for FDMNs in Cox's Bazar-2020 under Cox's Bazar, Bangladesh	814,944	-	-	814,944	-
Disaster Response and Recovery Facility COVID 19 Crisis Response(DRRF) Project	1,000,000	-	-	1,000,000	449,476
IRW Resilience COVID-19 Project	1,181,469	-	-	1,181,469	-
Assist Marginalized People with Humanitarian Need (AMPHAN) in Khulna, Satkhira and Jashore District	789,992	-	-	789,992	-
Humanitarian Assistance to the Amphan Affected People Living in Southern Parts of Bangladesh	980,148	-	-	980,148	-
"Multi-Purpose Cash Grant (MPCG) to Support Emergency Food Assistance for the worst cyclone affected vulnerable households"	136,149	-	-	136,149	-
Prevention and Elimination of Hazardous Form of Child Labour in Coastal Areas of Bangladesh	85,470	-	-	85,470	-
Emergency & Resilience Assistance for Forcibly Displaced Myanmar National (FDMN)	93,635	-	-	93,635	-
Community Based Disaster Risk Reduction (CBDRR)	-	-	-	-	2,480,000
Emergence Response for (COVID-19), Satkhira and Jessore District	-	-	-	-	192,426
Transitional Shelter Assistance for the Forcibly Displaced Myanmar Nationals	-	-	-	-	190,330
Quarbarani Programme for FDMNs in Cox's Bazar, Bangladesh-2019	-	-	-	-	116,045
Winterization Project for Rohingya Refugees in Cox's Bazar, Bangla	-	-	-	-	327,103
Livelihood Support for the Host Community of Teknaf and Ukhiya Upzela under Cox's Bazar, Bangladesh	-	-	-	-	517,464
	-	-	-	-	903,468



**UTTARAN**  
Flat-B1,House-32 (1st floor), Road-10/A, Dhanmondi, Dhaka-1209, Bangladesh  
**Notes to the consolidated financial statements**  
For the year ended 30 June 2021

**Annexure-F**

Particulars	2021				2020
	General BDT	Micro Credit BDT	Projects BDT	Total BDT	Total BDT
Life Saving Action to Support Cyclone Bulbul Affected Communities of Satkhira and Khulna District	-	-	-	-	317,964
Connecting Class Room Programme	-	-	-	-	685,237
<b>Total</b>	<b>8,951,213</b>	<b>-</b>	<b>-</b>	<b>8,951,213</b>	<b>8,917,258</b>

**24. Bank interest**

MCP	-	253,031	-	253,031	71,432
General Fund	305,632	-	-	305,632	305,629
APARAJEO and SAFAL	-	-	25,785	25,785	35,486
Emergency support to extremely vulnerable and SEIP and SIMAVI	-	-	1,020	1,020	-
CCR	-	-	7,354	7,354	23,467
River Basin and Education	-	-	-	-	105
UMIMCC	-	-	2,415	2,415	3,516
IDCOL and SFP	-	-	760	760	1,644
ASIA and VSP	-	-	2,433	2,433	4,460
VGD	-	-	1,233	1,233	1,193
BSRM Water Support Project	-	-	92	92	11,113
Staff Reserve Fund	-	-	5,870	5,870	16,976
ICVGD	-	-	240	240	2,351
Disaster Response and Recovery Facility COVID	-	-	218	218	899
WASH SDG WAI Bangladesh Subprogramme im	-	-	9,345	9,345	-
COVID-19 Impact Mitigation for Forcibly Displac	-	-	9,338	9,338	-
AMAR Project	-	-	4,579	4,579	-
Sustainable River Basin Management Project for	-	-	4,115	4,115	-
Emergency COVID-19 Sensitive life Saving Supp	-	-	4,965	4,965	-
Covid 19 Response: Emergency Support for extr	-	-	2,443	2,443	-
Prevention and Elimination of Hazardous Form	-	-	1,947	1,947	-
Strengthening Resilience of Forcibly Displaced M	-	-	4,284	4,284	-
BGD Cyclone Amphan Response Project	-	-	5,482	5,482	-
Active Citizen Youth Leder Training	-	-	-	-	1,442
Emergency & Resilience Assistance for Forcibly	-	-	-	-	82
<b>Total</b>	<b>305,632</b>	<b>253,031</b>	<b>93,918</b>	<b>652,581</b>	<b>560,233</b>

**25. Personnel cost**

Salaries and benefits	10,726,584	12,845,245	70,927,597	94,499,426	86,247,617
Provident fund	-	2,424,283	25,100	2,449,383	2,177,406
<b>Total</b>	<b>10,726,584</b>	<b>15,269,528</b>	<b>70,952,697</b>	<b>96,948,809</b>	<b>88,425,023</b>

**26. Program cost**

Unconditional/Multipurpose Cash Support	-	-	27,691,000	27,691,000	16,126,500
Create employment for 5000 beneiciaries for 20	-	-	21,090,000	21,090,000	-
Programme Cost	-	-	18,002,929	18,002,929	-
Cow supply	-	-	13,607,700	13,607,700	6,451,600
Disaster Risk Reduction	-	-	9,708,951	9,708,951	-
Interest on savings	-	9,375,898	-	9,375,898	7,277,411
Training duration for four month	-	-	9,011,093	9,011,093	-
NFI support/Clothing support for Camp 8 West	-	-	7,990,664	7,990,664	-
Livelihood Support	-	-	7,525,000	7,525,000	-
Hygiene Kits	-	-	6,493,212	6,493,212	7,393,676
Water Plant Instalation	-	-	4,751,477	4,751,477	1,487,278
Training duration for one month	-	-	4,466,810	4,466,810	-
Improved Demand Creation and Use of	-	-	4,437,397	4,437,397	-
Training duration for two month	-	-	4,069,234	4,069,234	-



**UTTARAN**

Flat-B1,House-32 (1st floor), Road-10/A, Dhanmondi, Dhaka-1209, Bangladesh

**Notes to the consolidated financial statements**

For the year ended 30 June 2021

**Annexure-F**

Particulars	2021				2020
	General BDT	Micro Credit BDT	Projects BDT	Total BDT	Total BDT
Tuition Fees/Conveyance/Tiffin	-	-	3,955,300	3,955,300	795,000
Emergency health kits distribution	-	-	3,908,750	3,908,750	-
Food support	-	-	3,806,233	3,806,233	-
Food support/Cash Support (3 Months)	-	-	3,225,000	3,225,000	-
Providing food support to the affected HHs for	-	-	3,131,831	3,131,831	-
Advocacy for sustainable embankments and	-	-	3,114,385	3,114,385	66,400
Apprenticeships for trainees	-	-	2,823,714	2,823,714	-
Start-up grants - tool kits	-	-	2,748,626	2,748,626	-
Facilitation of training session in the PGs on good agriculture and climate smart sustainable farming practices in selected	-	-	2,484,276	2,484,276	2,550,855
Good Quality tools for each for work (one set 1*	-	-	2,371,850	2,371,850	-
Training duration for six month	-	-	2,320,344	2,320,344	-
Improved Gender and Social Inclusion	-	-	2,243,079	2,243,079	-
Fooding Cost	-	-	2,098,848	2,098,848	2,818,200
Kitchen Materials	-	-	1,866,427	1,866,427	4,421,157
Overhead to Partner	-	-	1,708,331	1,708,331	-
Cash for work	-	-	1,582,800	1,582,800	18,448,662
Promote and scale standard farming practices	-	-	1,351,080	1,351,080	-
Volunteer Allowance	-	-	1,264,000	1,264,000	-
Building and strengthening capacity of LFs, and CLSPs by organizing training, cross visit, Start up grants-conditional cash transfer	-	-	1,105,959	1,105,959	594,396
Improved Public Sector sustainable and WASH	-	-	1,064,000	1,064,000	-
Establishment, equipment and furniture for 2	-	-	1,016,467	1,016,467	-
Hygiene pack and Safety materials (mask,	-	-	996,325	996,325	-
Coronavirus Related Support Activities	-	-	917,608	917,608	-
Transport & Distribution	-	-	917,000	917,000	-
Hygiene Kit	-	-	844,430	844,430	620,965
Sewing machine, accessories & fabrics	-	-	817,000	817,000	-
Training Center Rent	-	-	800,000	800,000	-
Collectivisation of adolescent girls and boys and establishment of adolescent club (include rent and operational cost)	-	-	750,000	750,000	130,000
Organize training/workshop/seminar as	-	-	701,158	701,158	591,934
Active Citizen non residential Training	-	-	620,256	620,256	70,706
Qurbani cost	-	-	600,000	600,000	527,500
Clothing Items support for 180 HH:	-	-	558,247	558,247	247,569
Shelter up gradation	-	-	545,940	545,940	-
Educational Material Distribution for the	-	-	532,350	532,350	-
Demonstration and dissemination of innovative and proven climate smart technologies	-	-	515,709	515,709	-
Community Cohesion Centre (CCC)	-	-	508,199	508,199	1,463,495
Improve Private Sector Sustainable, Access to	-	-	493,700	493,700	-
Survival support for the climate & Disaster	-	-	485,964	485,964	-
Centre start and Closing	-	-	450,000	450,000	-
Training for CNVs on (both new and existing) nutrition, dietary diversity, IYCF, health and hygiene and SRHR (total CNV 130	-	-	450,000	450,000	85,260
Update the business plan, increasing trade	-	-	445,218	445,218	537,227
Bio-gas Plant set up(Chula,lata pipe,gas valve	-	-	436,756	436,756	-
IEC materials development, design & printing	-	-	431,770	431,770	251,384
Transportation & other logistics cost	-	-	427,939	427,939	-
Develop Advocacy and Campaign Material	-	-	426,218	426,218	480,260
Operation Cost:	-	-	419,286	419,286	-
Visibility	-	-	417,940	417,940	271,660
Training Venue & Accommodation	-	-	391,857	391,857	50,996
Materials and Skill Labour Support i.e. bricks,	-	-	374,000	374,000	1,040,320
Training Materials	-	-	367,445	367,445	-
Training Manual Development	-	-	350,000	350,000	358,700
Identify local training needs (types of training)	-	-	311,730	311,730	-
Regular backstopping support to lead farmers, CLSP, PCA through regular planning and	-	-	300,000	300,000	-
	-	-	294,141	294,141	362,319



**UTTARAN**

Flat-B1,House-32 (1st floor), Road-10/A, Dhanmondi, Dhaka-1209, Bangladesh

**Notes to the consolidated financial statements**

**For the year ended 30 June 2021**

**Annexure-F**

Particulars	2021				2020
	General BDT	Micro Credit BDT	Projects BDT	Total BDT	Total BDT
Facilitate quarterly executive committee	-	-	291,568	291,568	-
Shelter reparing	-	-	290,000	290,000	-
Service delivery cost	-	-	275,166	275,166	110,775
Research and Publication	-	-	270,000	270,000	2,500
Water Tank for drinking water	-	-	269,700	269,700	-
School Reparing	-	-	249,989	249,989	-
Shelter and Non-Food Items	-	-	249,000	249,000	-
Warehouse facilities cost (8 Upazilas for 3	-	-	240,000	240,000	-
Quarterly meeting of upazila panni	-	-	226,539	226,539	312,006
Land Mobilization Corner	-	-	222,000	222,000	-
Dialogue with selected MFIs through workshop/meeting for developing and testing customized financial products and equity for the small holders and micro entrepreneurs	-	-	216,566	216,566	50,540
Organise meetings in each clusters to support	-	-	216,145	216,145	-
Training, Meeting, Allowance & Advocacy and	-	-	215,480	215,480	2,583,116
Transportation loding and unloding	-	-	215,407	215,407	669,454
Protection including Gender Based Violence	-	-	212,000	212,000	-
Governance session for new PGs	-	-	206,685	206,685	207,900
Nutritious food for underprivileged covid	-	-	203,127	203,127	-
ICS production	-	-	200,212	200,212	609,682
Cost of goods purchess	-	-	194,700	194,700	-
Inception Meeting with office of the Deputy	-	-	190,066	190,066	-
Community consultation Workshops on BDP	-	-	189,915	189,915	-
Training for school children on nutrition, health and hygiene issues in collaboration with the governing bodies of selected schools	-	-	187,050	187,050	301,230
Pond disinfection	-	-	187,000	187,000	-
Quarterly meeting of the river basin committee	-	-	181,510	181,510	248,950
Climate change Assessment	-	-	178,253	178,253	-
Annual General Meeting of the Producer Groups	-	-	174,740	174,740	-
Training on Group Management and Leadership	-	-	172,527	172,527	-
Warehouse rental	-	-	168,000	168,000	168,000
Transportation of materials Visibility	-	-	167,921	167,921	-
Baby food	-	-	167,500	167,500	-
Repairing of tube-well at school and or Cyclone	-	-	159,017	159,017	-
Labour charge	-	-	150,254	150,254	-
Promote the use of digital technologies for	-	-	142,497	142,497	-
Procesing cost of Khasland and water bodies on	-	-	140,630	140,630	-
Flip Chart for Group Development & Awareness	-	-	139,821	139,821	-
Other Programme Support Costs	-	-	139,600	139,600	-
Orientation to relevant officials of MFIs and	-	-	137,767	137,767	72,977
Students Selection (Community	-	-	126,958	126,958	-
Facilitate annual general meeting of adolescent	-	-	125,625	125,625	210,886
Facilitating the affected people to process legal/policy/administrative requirement to claim compensation	-	-	123,250	123,250	184,000
Loos Tools (Assembling tools)	-	-	122,437	122,437	1,170
Organise inecption workshop at Upazila level	-	-	119,491	119,491	-
Training Materials (Handout, Modules, Raw	-	-	115,562	115,562	429,000
Transportation	-	-	115,500	115,500	-
Gender Impact Assessment	-	-	112,647	112,647	-
Base Line Survey	-	-	112,416	112,416	-
Packeging Cost	-	-	106,250	106,250	-
Staff security (PPE, Mask, gloves, hand	-	-	102,530	102,530	-
Emergency Ambulance Support	-	-	101,688	101,688	-
Covid test (Home)	-	-	101,085	101,085	-
Net making support for Disable & Older people	-	-	100,000	100,000	-
Student Registration/Councelling	-	-	100,000	100,000	55,860
Quarterly coordination and planning meeting	-	-	98,075	98,075	-
Community consultation meetings on BDP	-	-	94,891	94,891	-
Apeal to prime minister	-	-	94,810	94,810	-
Training on Khasland Management and Land	-	-	89,606	89,606	-



**UTTARAN**

Flat-B1,House-32 (1st floor), Road-10/A, Dhanmondi, Dhaka-1209, Bangladesh

**Notes to the consolidated financial statements**

For the year ended 30 June 2021

**Annexure-F**

Particulars	2021				2020
	General BDT	Micro Credit BDT	Projects BDT	Total BDT	Total BDT
Nursery Entrepreneur	-	-	85,450	85,450	-
Orientation on Project Objective, approach ,	-	-	84,865	84,865	-
Distribution of chicken, feed, veterinary services	-	-	84,770	84,770	-
Training on group management and leadership	-	-	84,078	84,078	-
Training on women's rights and inheritance law	-	-	84,078	84,078	-
Training on access to social safety net service	-	-	84,041	84,041	-
Training on Kashland management and land law	-	-	83,970	83,970	-
Sales Promotional Exp.(Per SHS)	-	-	81,881	81,881	31,580
Covid test (Hospital)	-	-	81,200	81,200	-
Publication (brochure, pamphlet, poster, annual	-	-	80,730	80,730	-
Distribution Cost	-	-	77,500	77,500	153,650
Land Support	-	-	75,000	75,000	307,240
Distribution, load, unload, volunteer cost	-	-	75,000	75,000	-
Cash transfer charge (Mobile SIM Cost for HH)	-	-	74,700	74,700	-
Social Action project cost	-	-	70,000	70,000	70,000
Discount to Customer	-	-	70,000	70,000	128,000
Workshop on Gender assessment of water	-	-	66,405	66,405	-
Meeting of youth Paani committee of Tala &	-	-	66,215	66,215	-
Job Placement	-	-	65,245	65,245	-
Booth Operation Management	-	-	65,000	65,000	11,200
Annual general meeting of the upazila panni	-	-	65,000	65,000	65,980
Project Inception Meeting at 3 Union Parishad	-	-	63,730	63,730	-
Oxymeter for Covid positive patients	-	-	63,240	63,240	-
Distribution aman paddy seeds	-	-	62,455	62,455	-
Refresher training for farmers (e.g., goat rearing,	-	-	62,085	62,085	16,000
Gurdian Coordination Meeting	-	-	57,500	57,500	9,840
Sewing & Tailoring training	-	-	57,500	57,500	-
School/College level Mobilization campaign for	-	-	57,100	57,100	-
Assesment & Certification	-	-	56,045	56,045	95,200
Sensitization on WASH rights on community	-	-	54,236	54,236	-
Translation of BDP	-	-	52,200	52,200	-
Organize stakeholder meeting with 2 districts &	-	-	50,885	50,885	-
Quarterly meeting of Youth Committee with	-	-	50,722	50,722	-
Mask, hand sanitizer, hadwasing point	-	-	54,619	54,619	-
Supporting Financial Institutes for adopting and	-	-	52,519	52,519	244,973
Publication Resurch	-	-	50,700	50,700	50,000
Orientation-Student/Gurdian	-	-	50,000	50,000	9,986
Publish four poster on SRBM and peoples issue	-	-	50,000	50,000	50,000
Formation of Union Gonounayan Federation	-	-	49,640	49,640	-
Quarterly Meeting of Union GUF	-	-	49,640	49,640	-
Implementing school WASH programs ensuring	-	-	48,275	48,275	39,428
Banner, festoon, leaflate	-	-	45,347	45,347	-
Video documentation	-	-	44,900	44,900	-
Health and Hygiene material for Staff (Soap,	-	-	49,844	49,844	-
Capacity Building Workshop on Gender and	-	-	45,560	45,560	-
ToT on WASH data management trainings to	-	-	48,999	48,999	-
Advocacy for TRM	-	-	43,680	43,680	15,000
Press conference in Khulna we bring 5 members	-	-	42,850	42,850	-
Organise days observation, celebration of	-	-	-	-	-
relevant national and international days to raise	-	-	42,734	42,734	437,873
greater awareness	-	-	-	-	-
Three Expouser Visit to TRM Basin	-	-	42,512	42,512	11,975
Distribution of Micro-Gardening Kits (Seed,	-	-	42,380	42,380	-
Community follow up meeting	-	-	42,000	42,000	191,893
COVID-19 related persuasion Meeting with GoB	-	-	41,494	41,494	-
Warehouse Maintenance/Utilities/Electricity	-	-	40,205	40,205	17,948
Learner photograph (500 learner)	-	-	40,000	40,000	-
Workshop with the Upazila & district Admin &	-	-	38,600	38,600	35,050
Vaccination(six Month after), deworming( four	-	-	36,286	36,286	1,000
Helvetas Operation cost- M&E and Finance	-	-	35,000	35,000	-
Human chain	-	-	34,985	34,985	35,030
Supervision of community work	-	-	34,891	34,891	-
Community site identification	-	-	34,823	34,823	-
Receive & storing material	-	-	34,870	34,870	-



**UTTARAN**

Flat-B1,House-32 (1st floor), Road-10/A, Dhanmondi, Dhaka-1209, Bangladesh

**Notes to the consolidated financial statements**

For the year ended 30 June 2021

**Annexure-F**

Particulars	2021				2020
	General BDT	Micro Credit BDT	Projects BDT	Total BDT	Total BDT
Worker mobilization	-	-	34,745	34,745	-
Formation of youth groups in Kapotakho	-	-	34,150	34,150	-
Representation meeting with GED	-	-	33,250	33,250	-
Press conference at district level	-	-	33,250	33,250	-
Dialogue with local political leader andelected	-	-	33,220	33,220	-
Representation Meeting of shibsha river basin	-	-	33,200	33,200	-
Human chain	-	-	33,060	33,060	-
Job Placement Cost	-	-	32,333	32,333	95,200
Signboard setup with still frame	-	-	30,550	30,550	-
Organize Four Human Chain and Memorandum	-	-	30,012	30,012	51,625
Community mobilizer salary	-	-	30,000	30,000	-
Campaign Material	-	-	28,530	28,530	-
online press conference	-	-	28,405	28,405	-
Memorandum Submission	-	-	28,405	28,405	-
Leaflet	-	-	28,405	28,405	-
Infograph on Covid-19 disaster and woman	-	-	28,310	28,310	-
Hand Mike cost	-	-	28,000	28,000	-
Formation of Upazila Bhumi Committee	-	-	27,448	27,448	-
Quarterly Committee Meeting of Upazila Bhumi	-	-	27,448	27,448	-
Work shop for TRM	-	-	26,500	26,500	24,990
Workshop with the media personel	-	-	25,000	25,000	39,980
Published NewsLetter (3+3) In Bangla (Nodi)	-	-	25,000	25,000	25,000
Yearly project planning adjustment meeting	-	-	24,815	24,815	60,324
Workshop with Media at Upazila level: Khasland	-	-	24,590	24,590	-
Support children to have access to the	-	-	24,577	24,577	-
Staff and Volunteer Security [	-	-	24,230	24,230	-
Three dialogue with elected	-	-	23,320	23,320	-
Booth operation committee orientation	-	-	22,000	22,000	-
Local Staffs orientation on project planning and	-	-	21,337	21,337	-
Orientation on Gender and Climate Change to	-	-	21,250	21,250	-
Distribution of Fish feed	-	-	21,201	21,201	-
Monthly staff meeting	-	-	20,616	20,616	24,995
Program coordination at local level	-	-	20,399	20,399	-
Press conference at districts level	-	-	20,000	20,000	-
Monthly project coordination meeting	-	-	19,604	19,604	11,695
Field visit to draw map of poor coasial	-	-	19,000	19,000	-
ICVGD Inception and Project Briefing Session at	-	-	19,000	19,000	-
Annual general meeting (AGM) of the central	-	-	18,230	18,230	18,781
panni committee	-	-	17,721	17,721	59,373
Staff development & capacity building	-	-	17,155	17,155	25,275
Banner, Festun, Beneficiaries Card	-	-	16,826	16,826	178,500
Internship	-	-	16,298	16,298	31,998
Quarterly meeting of the central panni	-	-	16,150	16,150	-
committee (51 Members)	-	-	15,000	15,000	-
Cheque Received ( PD Office) 4 Cheque	-	-	15,000	15,000	-
Mike announcement	-	-	14,155	14,155	-
Data collection MIS cell	-	-	14,155	14,155	-
Submission of map to local and national	-	-	14,050	14,050	13,996
Cordination meeting affected people and	-	-	13,980	13,980	-
administrative officials to discussed problem	-	-	13,779	13,779	-
and remedies to expedite compensation process	-	-	13,609	13,609	-
(One coordination meeting every year)	-	-	13,360	13,360	-
Organised Four Public sharing meeting	-	-	13,000	13,000	-
Printing Item	-	-	12,955	12,955	429,857
Program monitoring & reporting	-	-	12,780	12,780	8,817
Agreement signature	-	-			
Basic orientation and ICVGD Beneficiary	-	-			
Medical Camps and medicine supply to	-	-			
Capacity enhancing activities aimed at women	-	-			
and social excluded at community level leading	-	-			
to enhanced skills like negotiation, consultation,	-	-			
financial management and decision making	-	-			
(Mother gathering and court yard meeting)	-	-			



**UTTARAN**

Flat-B1,House-32 (1st floor), Road-10/A, Dhanmondi, Dhaka-1209, Bangladesh

**Notes to the consolidated financial statements**

For the year ended 30 June 2021

**Annexure-F**

Particulars	2021				2020
	General BDT	Micro Credit BDT	Projects BDT	Total BDT	Total BDT
Quarterly Local NGOs & CSOs Coordination	-	-	12,592	12,592	-
Support education services for the children	-	-	12,556	12,556	-
COVID-19 related persuasion Meeting with GoB	-	-	12,300	12,300	-
Quarterly coordination meeting with DPE officials at upazila level	-	-	12,000	12,000	10,000
Students Enlistment	-	-	12,000	12,000	7,600
Formation of Upazila GUF	-	-	11,800	11,800	-
Quarterly Meeting of Upazila GUF	-	-	11,800	11,800	-
Bi monthly meeting of UMCC	-	-	10,807	10,807	103,911
Staff capacity development	-	-	10,535	10,535	-
Poster printing	-	-	10,200	10,200	-
Follow up training to staff on Group leadership	-	-	9,852	9,852	-
Meeting with UMCC on the identified issues	-	-	9,020	9,020	32,593
Community based monitoring	-	-	9,000	9,000	62,900
Enabling the community platforms for active lobbying and consequent monitoring that inclusion of women and social excluded are adequately indicated in WASH strategic plans	-	-	9,000	9,000	21,000
National and International Day Observation in Advocacy with national government to	-	-	7,494	7,494	-
Quarterly Project activities sharing and trouble	-	-	6,782	6,782	-
Quarterly Project staff coordination meeting for Beneficiary Information Survey-1 org	-	-	6,640	6,640	-
Meeting with local representative and school	-	-	5,612	5,612	-
Staff Training	-	-	5,000	5,000	-
Training Expenses	-	-	4,983	4,983	28,045
Monthly Staff Coordination Meeting	-	-	3,200	3,200	-
Quarterly overall project coordination meetings	-	-	2,356	2,356	23,226
Hygiene Kits	-	-	295	295	30,906
Solar Hariken	-	-	-	-	19,049,860
Warm clothes	-	-	-	-	15,684,644
Floor Mate	-	-	-	-	16,755,693
CBT materials cost	-	-	-	-	11,175,250
Ramadan Food Packages	-	-	-	-	11,134,812
Blankets	-	-	-	-	10,029,683
Latrin Desluge	-	-	-	-	7,452,000
Agricultural Support	-	-	-	-	6,114,211
Cooking Fuel	-	-	-	-	5,492,694
Establishment, equipment & furniture for CCC	-	-	-	-	4,122,859
Accomodation cost	-	-	-	-	2,612,308
School Meal	-	-	-	-	1,732,501
Participants Travel Allowance	-	-	-	-	1,702,288
Beneficiaries training /meeting	-	-	-	-	1,546,016
Participants Food Allowance	-	-	-	-	1,481,108
Sewing machine, accessories & fabrics	-	-	-	-	1,459,311
Goods Purchess (Inventories)	-	-	-	-	1,412,360
Training provide to PO member & Legal aid	-	-	-	-	1,326,715
Provide negotiation skill and leadership development training to the adolescents girls based on developed curriculum	-	-	-	-	1,238,707
Cross visit for LF, LSP, associate, PG members	-	-	-	-	1,154,899
Rewashable PPE for doctors nurse cleaners, lab	-	-	-	-	1,051,854
Two breeding female goats (doe) per farming	-	-	-	-	1,029,727
Increase beneficiaries access to public services	-	-	-	-	849,848
Leaflet, Miking, Panaflex, Disinfection, NGO	-	-	-	-	756,615
Tree plantation in hill site	-	-	-	-	754,170
Borak Bamboo - each family 9 pic	-	-	-	-	746,950
Need Assessment	-	-	-	-	577,800
Sewing & Tailoring Traning	-	-	-	-	533,390
Covid-19	-	-	-	-	481,477
Nursary materials & start up cost share	-	-	-	-	429,995
	-	-	-	-	350,000



**UTTARAN**

Flat-B1,House-32 (1st floor), Road-10/A, Dhanmondi, Dhaka-1209, Bangladesh

**Notes to the consolidated financial statements**

For the year ended 30 June 2021

**Annexure-F**

Particulars	2021				2020
	General BDT	Micro Credit BDT	Projects BDT	Total BDT	Total BDT
Accessing farmers to ICT based Fertilizer recommendation card in collaboration with DAE, SRDI and private sectors for improving soil	-	-	-	-	329,433
Support for host community entrepreneurs	-	-	-	-	320,000
Social awariness & social relation bulup	-	-	-	-	313,950
Regular executive committee meeting and review the progress in business plan/action	-	-	-	-	311,715
Packging Cost	-	-	-	-	307,001
Community Social awariness & friendly activities	-	-	-	-	300,975
Base Line Survey	-	-	-	-	300,000
Training Room Rent	-	-	-	-	282,720
Labor charges	-	-	-	-	280,000
Training Materials	-	-	-	-	220,656
Meeting / Workshop	-	-	-	-	212,230
Strengthening capacity of Safal supported entrepreneurs for business growth	-	-	-	-	174,607
Visiblity	-	-	-	-	157,296
Dissemination of low cost vermin compost production methodology and promotion of	-	-	-	-	156,084
Preparing WASH related promotion materials, Contingency	-	-	-	-	150,076
Basic business & Accountant training	-	-	-	-	149,950
Travel cost for staff to attend various meetings outside the working area	-	-	-	-	139,950
Labour Charge/ Temp Staff	-	-	-	-	135,518
Capacity enhancement of entrepreneurs on	-	-	-	-	134,114
Visibility, vedio documentation	-	-	-	-	118,871
Building capacity of new entrepreneurs on business planning and operation	-	-	-	-	98,350
Feeds and feeding & regular monitoring	-	-	-	-	94,619
Sensitization on WASH rights on community	-	-	-	-	93,841
Preparing materials, papers and other materials	-	-	-	-	89,542
Host community members traning	-	-	-	-	80,847
Campaign Morjodal Ghorl Samota Equality	-	-	-	-	79,800
Issue Based Booklet development	-	-	-	-	74,178
4C members traning (2 meeting)	-	-	-	-	72,000
One breeding male goats (buck) per farming	-	-	-	-	70,000
Visibility, banner, signboard, card, muster roll	-	-	-	-	68,074
Support model Safal shrimp service centre for expanding their service coverage and up scaling the model in other working areas and other	-	-	-	-	57,682
Signboard, Banner,IEC materials	-	-	-	-	53,926
School campaign on integrated and best WASH practice	-	-	-	-	53,965
Organized Four Field Visit and Situation Report	-	-	-	-	53,189
Wash Campaign	-	-	-	-	50,995
Develop training module (70 Copies)	-	-	-	-	49,741
Quarterly meeting with SMC and teachers	-	-	-	-	49,600
Training and guidance of community level organisations and entities to ensure participation in municipal planning and decision-	-	-	-	-	47,083
Procurement & other processing cost	-	-	-	-	45,000
Promotions of loan activities for entrepreneurs	-	-	-	-	40,583
Identify and contract consultants who can provide support to the local organizations that provide awareness raising and demand creation	-	-	-	-	35,000
Observation of relevant special days like World	-	-	-	-	35,000
Entrepreneur training for nursary development	-	-	-	-	32,439
Organize planning process on "Citywide	-	-	-	-	32,250
Upozila Level Workshop	-	-	-	-	30,000
Labour Charge	-	-	-	-	29,678
Organised four public sharing meeting	-	-	-	-	28,780
	-	-	-	-	28,605

**UTTARAN**

Flat-B1,House-32 (1st floor), Road-10/A, Dhanmondi, Dhaka-1209, Bangladesh

**Notes to the consolidated financial statements**

For the year ended 30 June 2021

**Annexure-F**

Particulars	2021				2020
	General BDT	Micro Credit BDT	Projects BDT	Total BDT	Total BDT
Leaflet for group members	-	-	-	-	28,128
Training on marketing	-	-	-	-	26,368
Poster on best WASH practices	-	-	-	-	25,188
Conduct marketing research on behalf of the	-	-	-	-	25,000
On the job support on activities of local	-	-	-	-	22,000
responsible organisation	-	-	-	-	
Providing stipend to journalists	-	-	-	-	21,200
Persuasion meeting with public sector key	-	-	-	-	20,240
actors for demand creation and gender and	-	-	-	-	
Consultation meeting: formation of CCC	-	-	-	-	20,147
Consultation meeting for nursery development	-	-	-	-	20,025
Publish four leaflets on SRBM and peoples issue	-	-	-	-	20,000
Consultation meeting with host communities for	-	-	-	-	20,000
Promotion of CSR budget allocation and	-	-	-	-	20,000
Organize linking and networking with WASH	-	-	-	-	19,471
OHS Materials	-	-	-	-	19,001
Facilitating the community platforms (Town	-	-	-	-	18,930
Quarterly meeting of union parishad with WASH	-	-	-	-	17,042
federation	-	-	-	-	
Nebulizer	-	-	-	-	17,000
Half yearly Monitoring of Entrepreneurs	-	-	-	-	16,500
Reactivation meeting of ward WATSAN	-	-	-	-	15,526
Field coordinators meeting	-	-	-	-	15,400
Training and guidance in the process of	-	-	-	-	15,000
introducing PPP arrangements in the	-	-	-	-	
Leaflet/Brochure/Singboard	-	-	-	-	14,750
Revive and conduct TLCC meetings introducing	-	-	-	-	12,276
Day observation (international water day,	-	-	-	-	
menstrual hygiene day, hand washing day)	-	-	-	-	10,079
Dialogue session with private sector	-	-	-	-	10,022
Revive and conduct WLCC meetings introducing	-	-	-	-	9,020
WASH as a priority on development activities on	-	-	-	-	
Beneficiary Selection & Coordination meeting	-	-	-	-	8,960
Program coordination at local level	-	-	-	-	8,899
Quarterly project coordination meeting in	-	-	-	-	7,700
Program monitoring & reporting	-	-	-	-	7,600
Student Tracking	-	-	-	-	7,400
Flip chart for group meeting	-	-	-	-	7,184
Community mobilization event	-	-	-	-	7,110
Beneficiary selection & coordination (meeting	-	-	-	-	6,500
Dialogue session with public sector	-	-	-	-	6,100
Project inception workshop	-	-	-	-	5,176
Remuneration	-	-	-	-	4,500
Bi weekly city level project coordination	-	-	-	-	4,367
Carry out activities aimed at menstrual Hygiene	-	-	-	-	4,000
Yearly Project Coordination/ Adjustment	-	-	-	-	3,533
Meeting with MSCC to review and lead the	-	-	-	-	3,492
Signboard & bill board	-	-	-	-	3,255
3 Demonstration Plot for Water Sanitation and	-	-	-	-	2,473
Representation meeting with key actors	-	-	-	-	2,274
Marketing for Entrepreneurs	-	-	-	-	960
<b>Total</b>	<b>-</b>	<b>9,375,898</b>	<b>220,436,337</b>	<b>229,812,235</b>	<b>222,078,363</b>

**27. Administrative expenses**

House rent/office rent	468,314	1,652,608	4,207,787	6,328,709	6,742,864
Travel, lodging and perdiem	278,370	473,103	5,036,415	5,787,888	5,655,109
Fuel and maintenance for Motor Cycle	5,950	923,219	2,452,097	3,381,266	2,816,908
Communication	40,444	513,899	1,501,474	2,055,817	1,716,660
Miscellaneous/cleaning materials	-	1,418,987	450	1,419,437	376,998
Office repair and maintenance	-	956,948	307,775	1,264,723	813,592

**UTTARAN**

Flat-B1,House-32 (1st floor), Road-10/A, Dhanmondi, Dhaka-1209, Bangladesh

Notes to the consolidated financial statements

For the year ended 30 June 2021

**Annexure-F**

Particulars	2021				2020
	General BDT	Micro Credit BDT	Projects BDT	Total BDT	Total BDT
Stationery	49,747	279,095	730,351	1,059,193	916,627
Repair & Maintenance (Jeep & Pic Up)	1,012,595	-	-	1,012,595	179,967
Electricity and other utilities	135,823	259,915	559,317	955,055	904,851
Audit fee/monitoring	190,000	60,000	462,385	712,385	853,495
Staff meeting and refreshment	-	87,704	503,467	591,171	380,744
Scholarship (Muktioddhava College)	564,900	-	-	564,900	255,200
Staff Safety & security Material (COVID-19)	-	-	550,656	550,656	457,047
Administrative expenses	-	-	550,646	550,646	20,532
Office supplies and maintenance	15,071	-	443,237	458,308	576,598
Central management cost	-	-	451,176	451,176	429,762
Relief Distribution-2020	438,438	-	-	438,438	-
Corona relief 2020	376,690	-	-	376,690	518,020
Oxygen Purchase	318,537	-	-	318,537	-
Legal expenses	-	269,205	-	269,205	234,829
Fuel for Pajero jeep & Pic up	245,096	-	-	245,096	189,985
Food Package distribution	215,999	-	-	215,999	-
IDRT Maintenance Cost	211,867	-	-	211,867	-
Photocopy	2,000	-	192,900	194,900	166,828
Entertainment	11,956	157,338	11,894	181,188	182,017
Registration/Renewal/MRA annual/Credit	-	162,922	-	162,922	260,448
Court case support	161,676	-	-	161,676	55,435
Project writing	146,240	-	-	146,240	328,943
External and internal monitoring	26,198	-	110,524	136,722	336,885
Medical support	136,219	-	-	136,219	64,922
Internet/email bill	51,960	-	81,800	133,760	113,660
Video documents	131,556	-	-	131,556	35,000
VGD program expenses	129,782	-	-	129,782	-
Repair and maintenance	53,909	-	75,203	129,112	66,401
Income tax payment	122,452	-	-	122,452	371,215
Publication	117,440	-	-	117,440	86,938
Samokal school	100,000	-	-	100,000	20,000
Volunteer Honorarium	97,500	-	-	97,500	-
Dhaka office expenses	92,966	-	-	92,966	353,557
DG/DC/UNO meeting	91,622	-	-	91,622	93,290
Wi-Fi expenses	87,679	-	-	87,679	24,200
Field visit cost	9,471	-	71,666	81,137	72,479
Day observation	79,569	-	-	79,569	88,704
Web site bill	77,856	-	-	77,856	-
Assessment cost	76,028	-	-	76,028	76,285
Shishutirtho Support	72,000	-	-	72,000	-
Monitoring cost for management staff	-	-	67,935	67,935	-
Land case support	67,400	-	-	67,400	63,005
Project approval	61,816	-	-	61,816	154,358
Security Money Refund	60,476	-	-	60,476	-
Staff recruitment cost	18,767	-	39,379	58,146	32,872
Rebet expenses	-	52,980	-	52,980	182,653
Cyclone YAAS Expenses	50,000	-	-	50,000	-
Sponsorship Uddipon	50,000	-	-	50,000	-
Hygiene Material	44,440	-	-	44,440	-
Online charge	43,915	-	-	43,915	29,757
Tala library	43,769	-	-	43,769	150,742
Desk Calender	43,000	-	-	43,000	-
News paper	4,650	30,696	7,600	42,946	100,018
Generator repair & maintenance	42,540	-	-	42,540	-
Janitorial Service, office operation, maintenance	-	-	40,325	40,325	-
Dish bill	39,900	-	-	39,900	13,800
Surgical Mask	36,300	-	-	36,300	-
Cheque processing cost	33,200	-	-	33,200	16,000
Festoon	32,500	-	-	32,500	-
Water bill	19,081	-	13,010	32,091	9,040
EC/GB meeting	28,551	-	-	28,551	10,000
UNICEF Visit	28,200	-	-	28,200	-
Jatpur Bazar development	25,000	-	-	25,000	-
Meeting with local people	22,000	-	-	22,000	40,428

**UTTARAN**

Flat-B1,House-32 (1st floor), Road-10/A, Dhanmondi, Dhaka-1209, Bangladesh

**Notes to the consolidated financial statements**

For the year ended 30 June 2021

**Annexure-F**

Particulars	2021				2020
	General BDT	Micro Credit BDT	Projects BDT	Total BDT	Total BDT
Printing cost for office papers	21,650	-	-	21,650	50,935
TRM cost	20,512	-	-	20,512	18,000
Education Support	20,400	-	-	20,400	-
Monthly staff coordination meeting	6,691	-	13,607	20,298	-
Staff orientation meeting	-	-	19,850	19,850	-
Computer repair and maintenance	19,313	-	-	19,313	18,700
EDUCO Meeting	18,849	-	-	18,849	-
Zoom Meeting	17,250	-	-	17,250	-
Student stipend (Shishutirtho)	17,000	-	-	17,000	10,000
Postage and courier	990	4,259	11,682	16,931	48,912
Pipe Line water Support	15,000	-	-	15,000	-
Press Conferency	15,000	-	-	15,000	12,000
MSF Meeting expenses	14,943	-	-	14,943	-
Consultancy	14,485	-	-	14,485	302,000
Tala office cost	13,925	-	-	13,925	38,388
World Bank visit	12,500	-	-	12,500	-
Meeting with UNDP	12,383	-	-	12,383	6,180
Journalist Meeting	10,000	-	-	10,000	2,000
Winterisation Support	10,000	-	-	10,000	-
Tonner for Printer & Photostate Machine	9,320	-	-	9,320	5,250
Fuel for generator	8,630	-	-	8,630	14,209
Carrying cost	7,300	-	-	7,300	-
Advertisement	-	-	7,195	7,195	39,637
Tree sale support	7,103	-	-	7,103	18,000
Truck Fare	6,800	-	-	6,800	-
Motorcycle maintenance cost	6,005	-	-	6,005	31,840
VAT and Tax payment	5,550	-	-	5,550	155,038
FGD Cost	5,500	-	-	5,500	-
Printer repair	5,250	-	-	5,250	-
Survey Cost	5,164	-	-	5,164	1,600
IT consultancy	5,000	-	-	5,000	-
Student Servey	4,750	-	-	4,750	-
Wages Paid	4,500	-	-	4,500	2,950
BC CC Teacher Honorarium	4,080	-	-	4,080	-
AC repair	4,000	-	-	4,000	33,190
Grant refund	-	-	3,257	3,257	10,917
Annual report	3,060	-	-	3,060	71,000
Police Varication	3,000	-	-	3,000	-
Visitor Meeting (Christan Aid)	2,000	-	-	2,000	-
Van repair IDRT	1,121	-	-	1,121	-
Anti virus software	-	-	610	610	1,900
Sweden Tour	-	-	-	-	330,000
Project support cost	-	-	-	-	125,660
PPE Purchase	-	-	-	-	117,500
Nebulizer purchase (SF)	-	-	-	-	103,002
BC active citizen	-	-	-	-	77,000
Training and staff development	-	-	-	-	76,680
Land fence Jatpur	-	-	-	-	71,264
Road Making (IDRT)	-	-	-	-	65,665
Tax hearing	-	-	-	-	65,086
Office shifting cost	-	-	-	-	54,250
Membership fees (RAA)	-	-	-	-	50,000
Internet bill	-	-	-	-	45,900
DNFE-BLP Project Cost	-	-	-	-	31,870
Partnership coordination meeting monthly	-	-	-	-	27,269
Gas for Fuel	-	-	-	-	26,944
EWG cost	-	-	-	-	24,331
Vest & Caps	-	-	-	-	21,000
Policy Development Meeting	-	-	-	-	17,612
Stamp purchase	-	-	-	-	15,865
Data entry	-	-	-	-	15,600
Gift Purchase	-	-	-	-	12,670
Meeting with HDF-MSF	-	-	-	-	12,126
Board approval (SWA)	-	-	-	-	8,500



**UTTARAN**

Flat-B1,House-32 (1st floor), Road-10/A, Dhanmondi, Dhaka-1209, Bangladesh

**Notes to the consolidated financial statements**

For the year ended 30 June 2021

**Annexure-F**

Particulars	2021				2020
	General BDT	Micro Credit BDT	Projects BDT	Total BDT	Total BDT
Inception Meeting Cost (ROSC)	-	-	-	-	7,293
Food cost (Dhaka)	-	-	-	-	7,897
Office Supplies & Maintenance	-	-	-	-	6,917
Panni Committee	-	-	-	-	5,500
Organizational ID Card	-	-	-	-	5,300
Book binding	-	-	-	-	5,000
Mango carry	-	-	-	-	5,000
WATSAN Cost	-	-	-	-	5,000
Mango Purchase	-	-	-	-	4,300
ADAB Subscription	-	-	-	-	4,000
Mega intex calculation	-	-	-	-	3,200
Ramu office admin cost	-	-	-	-	3,000
Field Study	-	-	-	-	3,187
Bi cycle maintenance cost	-	-	-	-	1,390
Toiletries	-	-	-	-	300
<b>Total</b>	<b>7,598,449</b>	<b>7,302,878</b>	<b>18,525,670</b>	<b>33,426,997</b>	<b>29,995,392</b>

**28. Bank charge**

Micro Credit Program (MCP)	-	143,579	-	143,579	224,845
Uttaran general fund	111,016	-	-	111,016	66,028
Disaster Response and Recovery Facility COVID	-	-	17,398	17,398	-
APROTIRODHO Project	-	-	9,770	9,770	11,175
SIMAVI WASH Project	-	-	9,528	9,528	7,380
SFP Project	-	-	9,151	9,151	10,131
SEIP Project	-	-	8,255	8,255	9,711
SaFAL Project	-	-	7,370	7,370	7,525
IDCOL Biogas and Bio-fertilizer Program	-	-	6,066	6,066	6,025
AMAR Project	-	-	5,411	5,411	-
BSRM Water Support Project	-	-	5,050	5,050	-
Sustainable River Basin Management Project for River Basin Project	-	-	4,552	4,552	-
Staff Reserve Fund	-	-	4,292	4,292	5,082
Covid 19 Response: Emergency Support for UMINCC	-	-	4,174	4,174	1,454
Emergency support to extremely vulnerable VSP Project	-	-	3,097	3,097	-
Prevention and Elimination of Hazardous Form Education Project	-	-	2,845	2,845	862
PRODIGY Project	-	-	2,340	2,340	-
VGD Project	-	-	2,301	2,301	2,912
Cummins Education in Emergency Project	-	-	2,028	2,028	-
BGD Cyclone Amphan Response Project (Shelter)	-	-	1,150	1,150	1,150
Emergency & Resilience Assistance for Forcibly FCLSP	-	-	690	690	840
ASIA Project	-	-	385	385	3,214
Active Citizen Youth Leder Training	-	-	765	765	-
Connecting Class Room Programme	-	-	60	60	-
Ramadan Support for FDMNs in Cox's Bazar-	-	-	-	-	25,359
<b>Total</b>	<b>111,016</b>	<b>143,579</b>	<b>106,678</b>	<b>361,273</b>	<b>391,330</b>



