



## **AZIZ HALIM KHAIR CHOUDHURY**

**CHARTERED ACCOUNTANTS**

Exclusive Correspondent Firm of PKF International

---

Office : House # 75/A, Abasar Bhaban (2nd Floor)

Road # 5/A, Dhanmondi, Dhaka-1209

Tel: +8809613339090-92

E-mail: [ahkc@ahkcbd.com](mailto:ahkc@ahkcbd.com)

Web: [www.ahkcbd.com](http://www.ahkcbd.com)



**Aziz Halim Khair Choudhury**  
*Chartered Accountants*  
Exclusive Correspondent Firm of **PKF** International

## **UTTARAN**

Flat-B1, House-32 (1st floor), Road-10/A,  
Dhanmondi, Dhaka-1209, Bangladesh.

**Independent Auditor's Report and  
Audited Consolidated Financial Statements  
For the year ended June 30, 2022**

**UTTARAN**  
**Consolidated Financial Statements**  
**For the year ended 30 June 2022**

**Table of Contents**

Serial No.	Particulars	Page No.
<b>Audited Financial Statement and Auditor's Report</b>		
1	Independent Auditors' Report	1-2
2	Consolidated Statement of Financial Position (Balance Sheet)	3
3	Consolidated Statement of Income and Expenditure	4
4	Consolidated Statement of Receipts and Payments	5-6
5	Consolidated Statement of Cash Flows	7
6	Consolidated Statement of Changes in Equity (Capital Fund)	8
7	Notes to the Consolidated Financial Statements	9-31
8	Schedule of consolidated property, plant and equipment- Annexure-A	32-44
9	Details of Bank Balance- Annexure-B	45-47
10	Programme wise consolidated Statement of Financial Position (Balance Sheet)- Annexure-C	48
11	Programme wise consolidated Statement of Income and Expenditure- Annexure-D	49
12	Programme wise consolidated Statement of Receipts and Payments – Annexure-E	50
13	Programme wise notes to the consolidated financial statement – Annexure-F	51-72



# AZIZ HALIM KHAIR CHOUDHURY

Chartered Accountants

Exclusive Correspondent Firm of PKF International

## Independent Auditor's Report

To the Members of the General Body of UTTARAN

Report on the Audit of the Financial Statements

### Opinion

We have audited the accompanying consolidated financial statements of UTTARAN which comprise the consolidated statement of financial position (balance sheet) as at 30 June 2022 and the consolidated statement of income and expenditure, consolidated statement of receipts and payments, consolidated statement of cash flows and the consolidated statement of changes in equity (capital fund) for the year then ended, and notes to the financial statements including a summary of significant accounting policies.

In our opinion, and to the best of our information and according to the explanations given to us, the accompanying consolidated financial statements give a true and fair view of the consolidated financial position of UTTARAN as at 30 June, 2022 and of its consolidated financial performance and its consolidated cash flow for the year then ended in accordance with the basis of accounting described in notes # 3 to the financial statements and other applicable laws and regulations.

### Basis for Opinion

We conducted our audit in accordance with International Standards on Auditing (ISAs). Our responsibilities under those standards are further described in the Auditor's Responsibilities for the Audit of the Financial Statements section of our report. We are independent of the organization in accordance with the International Ethics Standards Board for Accountants Code of Ethics for Professional Accountants (IESBA Code) together with the ethical requirements that are relevant to our audit of the financial statements in jurisdictions, and we have fulfilled our other ethical responsibilities in accordance with these requirements and with the IESBA Code. We believe that the audit evidence we have obtained is sufficient and appropriate to provide a basis for our opinion.

### Emphasis of Matter

The financial statement is prepared to provide information to UTTARAN. As a result, the statement may not be suitable for another purpose. Our opinion is not modified in respect of this matter.

### Other Information

Management is responsible for the other information. The other information comprises all of the information in the Annual report other than the consolidated financial statement and our auditor's report thereon. The Annual report is expected to be made available to us after the date of this auditor's report.

Our opinion on the consolidated financial statements does not cover the other information and we do not express any form of assurance conclusion thereon.

In connection with our audit of the consolidated financial statements, our responsibility is to read the other information and in doing so, consider whether the other information is materially inconsistent with the financial statements or our knowledge obtained in the audit or otherwise appear to be materially misstated. If based on the work we have performed, we conclude that there is a materially misstatement of this other information, we are required to report that fact. We have nothing to report in this regard.

### Responsibilities of Management and Those Charged with Governance for the consolidated Financial Statements

Management is responsible for the preparation and fair presentation of the financial statements in accordance with International Financial Reporting Standards (IFRSs), and other applicable laws and regulations and for such internal control as management determines is necessary to enable the preparation of financial statements that are free from material misstatement, whether due to fraud or error.

In preparing the financial statements, management is responsible for assessing the Organization's ability to continue as a going concern, disclosing, as applicable, matters related to going concern and using the going concern basis of accounting unless management either intends to liquidate the Organization or to cease operations, or has no realistic alternative but to do so.

Those charged with governance are responsible for overseeing the Organization's financial reporting process.

**Auditor's Responsibilities for the Audit of the Financial Statements**

Our objectives are to obtain reasonable assurance about whether the financial statements as a whole are free from material misstatement, whether due to fraud or error, and to issue an auditor's report that includes our opinion. Reasonable assurance is a high level of assurance, but is not a guarantee that an audit conducted in accordance with ISAs will always detect a material misstatement when it exists.

Misstatements can arise from fraud or error and are considered material if, individually or in the aggregate, they could reasonably be expected to influence the economic decisions of users taken on the basis of these financial statements.

As part of an audit in accordance with ISAs, we exercise professional judgments and maintain professional skepticism throughout the audit. We also:

- identify and assess the risk of material misstatement of the financial statement, whether due to fraud or error, design and perform audit procedures responsive to those risks, and obtain audit evidence that is sufficient and appropriate to provide a basis for our opinion. The risk of not detecting a material misstatement resulting from fraud is higher than for one resulting from error, as fraud may involve collusion, forgery, intentional omissions, misrepresentations, or the override of internal control;
- obtain an understanding of internal control relevant to the audit in order to design audit procedures that are appropriate in the circumstances, but not for the purpose of expressing an opinion the effectiveness of the organization's internal control;
- Conclude on the appropriateness of management's use of the going concern basis of accounting and, based on the audit evidence obtained, whether a material uncertainty exists related to events or conditions that may cast significant doubt on the Organization's ability to continue as a going concern. If we conclude that a material uncertainty exists, we are required to draw attention in our auditor's report to the related disclosures in the schedule or, if such disclosures are inadequate, to modify our opinion. Our conclusions are based on the audit evidence obtained up to the date of our auditor's report. However, future events or conditions may cause the organization to cease to continue as a going concern.
- evaluate the appropriateness of accounting policies used and the reasonableness of accounting estimates, if any, and related disclosures made by management;

We communicate with those charged with governance regarding, among other matters, the planned scope and timing of the audit and significant audit findings, including any significant deficiencies in internal control that we identify during our audit.

We also provide those charged with governance with a statement that we have complied with relevant ethical requirements regarding independence, and to communicate with them all relationships and other matters that may reasonably be thought to bear on our independence, and where applicable, related safeguards.

**Report on Other Legal and Regulatory Requirements**


We also report the following:

- a) we have obtained all the information and explanation which to the best of our knowledge and belief were necessary for the purpose of our audit and made due verification thereof;
- b) in our opinion, proper books of accounts as required by MRA Act & Rules have been kept by the organization's management so far as it appeared from our examination of those books;
- c) the statement of financial position, statement of income and expenditure dealt with by the report are in agreement with the books of accounts;

19 December 2022

Dhaka

Signed for and on behalf of  
**Aziz Halim Khair Choudhury**  
Chartered Accountants

Signed by:   
**Md. Aftab Uddin Ahmed FCA**  
Senior Partner  
ICAB Enrolment No.: 804

**UTTARAN**


Flat-B1, House-32 (1st floor), Road-10/A, Dhanmondi, Dhaka-1209, Bangladesh

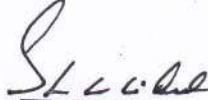
**Consolidated Statement of Financial Position (Balance Sheet)**

As at 30 June 2022

Particulars	Notes	As at 30 June	
		2022	2021
		BDT	BDT
<b>PROPERTY AND ASSETS</b>			
<b>Non-current assets</b>			
Property, plant and equipment	5	126,631,087	128,342,035
<b>Total non-current assets</b>		<b>126,631,087</b>	<b>128,342,035</b>
<b>Current assets</b>			
Revolving loan to beneficiaries	6	309,233,977	301,217,769
Loans and advances	7	1,733,583	4,596,987
Investment in FDR	8	61,490,776	56,367,785
Cash and cash equivalents	9	52,543,326	57,757,619
<b>Total current assets</b>		<b>425,001,662</b>	<b>419,940,160</b>
<b>Total property and assets</b>		<b>551,632,749</b>	<b>548,282,195</b>
<b>FUND AND LIABILITIES</b>			
<b>Funds and Reserves</b>			
Fund account	10	165,059,572	109,658,200
Statutory reserve	11	9,384,011	9,170,308
<b>Total funds and reserves</b>		<b>174,443,583</b>	<b>118,828,508</b>
<b>Non-current liabilities</b>			
Gratuity fund	12	3,426,605	3,604,783
<b>Total non-current liabilities</b>		<b>3,426,605</b>	<b>3,604,783</b>
<b>Current liabilities</b>			
Short term loan from banks	13	159,800,203	180,522,734
Loan from other organisations	14	54,477,644	98,641,281
Inter-project loan	15	-	-
Other liabilities	16	2,081,104	3,335,604
Group members' savings	17	134,755,926	122,247,937
Security money	18	1,456,432	1,697,119
Members' loan insurance	19	13,055,818	11,943,172
Loan loss provision	20	8,135,434	7,461,057
		<b>373,762,561</b>	<b>425,848,904</b>
		<b>551,632,749</b>	<b>548,282,195</b>


These financial statements should be read in conjunction with the annexed notes. Signed for and behalf of Governing Body of Uttaran:

  
Coordinator (Accounts and Finance)

  
Director

Signed in terms of our separate report of even date annexed.

Signed for and on behalf of  
Aziz Halim Khair Choudhury  
Chartered Accountants

Signed by:   
Md. Aftab Uddin Ahmed FCA  
Senior Partner  
ICAB Enrolment No.: 804

Dhaka, Bangladesh  
Dated: 19 December 2022

**UTTARAN**

Flat-B1, House-32 (1st floor), Road-10/A, Dhanmondi, Dhaka-1209, Bangladesh

**Consolidated Statement of Income and Expenditure**

For the year ended 30 June 2022

Particulars	Notes	For the year ended 30 June	
		2022	2021
		BDT	BDT
<b>Income</b>			
Grant income	21	216,825,380	362,210,936
Micro credit income	22	27,945,790	31,126,359
Other income	23	39,792,247	28,049,142
Bank interest	24	221,486	652,581
<b>Total</b>		<b>284,784,903</b>	<b>422,039,018</b>
<b>Expenditure</b>			
Personnel cost	25	89,795,904	96,948,809
Program cost	26	127,457,949	229,812,235
Administrative cost	27	31,846,865	33,426,997
Bank charge	28	335,278	361,273
Interest paid to bank		10,546,768	8,874,627
Overhead/Management cost		4,006,608	6,641,935
Loan Loss Provision		674,377	-
Depreciation		7,379,561	8,180,492
		<b>272,043,310</b>	<b>384,246,368</b>
Surplus for the year		12,741,593	37,792,650
<b>Total</b>		<b>284,784,903</b>	<b>422,039,018</b>

These financial statements should be read in conjunction with the annexed notes. Signed for and behalf of Governing Body of Uttaran:

Coordinator (Accounts and Finance)

Director

Signed in terms of our separate report of even date annexed.

Signed for and on behalf of  
Aziz Halim Khair Choudhury  
Chartered Accountants

Md. Aftab Uddin Ahmed FCA  
Senior Partner  
ICAB Enrolment No.: 804

Dhaka, Bangladesh  
Dated: 19 December 2022

**UTTARAN**

Flat-B1, House-32 (1st floor), Road-10/A, Dhanmondi, Dhaka-1209, Bangladesh

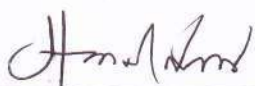
**Consolidated Statement of Receipts and Payments**
**For the year ended 30 June 2022**

Particulars	For the year ended 30 June	
	2022	2021
	BDT	BDT
<b>RECEIPTS</b>		
<b>Opening balance</b>		
Cash in hand	1,464,230	1,393,867
Cash at bank	56,293,389	35,642,536
	<b>57,757,619</b>	<b>37,036,403</b>
<b>Receipts during the year</b>		
Grant received	210,837,362	365,148,408
Income from micro credit program	27,945,790	31,126,359
Overhead cost received	4,006,608	8,951,213
Contribution	1,633,406	1,438,523
IDRT Contribution	4,120,566	-
Shared management cost	24,225,248	11,049,765
Interest on investment	2,122,991	3,590,587
ICS sale	528,430	583,680
Pass book sale	-	20
Loan form sale	-	15
Members admission fee	-	40
Members admission fee	769,566	350
Biogas Plant Sale	91,000	823,000
Staff security received	-	130,000
House rent received	1,410,078	1,131,814
Reimbursement of expenditures	-	445,214
Service charge received as grant	28,054	34,921
Bank interest	221,486	652,581
Realised from revolving loan fund	207,429,792	218,416,894
Advance received/Fund transfer	5,760,634	1,264,051
Encashment of investment in FDR	-	15,540,703
Loan received from banks	44,000,000	92,500,000
Loan received from others	11,398,163	49,636,486
Inter-project loan	13,739,387	17,810,062
Realised from group members savings	87,587,269	78,874,040
Security money	9,000	54,000
Risk fund/Members' loan insurance	1,757,870	1,677,510
Old Motor Cycle Sale	856,300	-
Loan from staff provident fund	1,913,500	1,962,468
<b>Total receipts</b>	<b>652,392,500</b>	<b>902,842,704</b>
	<b>710,150,120</b>	<b>939,879,107</b>
<b>PAYMENTS</b>		
Personnel cost	89,795,904	96,948,809
Program cost	127,457,949	229,812,235
Administrative cost	31,789,365	33,426,997
Bank charge	335,278	361,273
Overhead/Management cost	4,006,608	6,641,935
Capital expenditure	5,668,614	5,375,945
Paid to revolving loan fund	215,446,000	209,097,000
Interest paid to bank	10,546,768	8,874,627
Loan and advance	2,849,130	2,664,285
Investment	5,122,991	49,940,587
Payment from fund	178,178	115,976
Fund Support to MFP	8,188,800	43,725,000
Loan refund to banks	64,722,531	98,566,465
Loan paid to others	225,000	2,364,786
Inter-project loan	13,739,387	17,810,062



Particulars	For the year ended 30 June	
	2022	2021
	BDT	BDT
Paid to group members' savings	75,079,280	75,185,345
Security money	297,787	320,219
Risk fund	645,224	821,204
Provision for expenses payment	300,000	-
Staff security refund	1,012,000	68,738
Loan refund to staff provident fund	200,000	-
<b>Total payments</b>	<b>657,606,794</b>	<b>882,121,488</b>
<b>Closing balance</b>		
Cash in hand	1,926,580	1,464,230
Cash at bank	50,616,746	56,293,389
	<u>52,543,326</u>	<u>57,757,619</u>
	<u><b>710,150,120</b></u>	<u><b>939,879,107</b></u>


Signed for and on behalf of Governing Body of Uttaran

  
\_\_\_\_\_  
Coordinator (Accounts and Finance)

  
\_\_\_\_\_  
Director

Signed in terms of our separate report of even date annexed.

Signed for and on behalf of  
**Aziz Halim Khair Choudhury**  
Chartered Accountants


Signed by:   
**Md. Aftab Uddin Ahmed FCA**  
Senior Partner  
ICAB Enrolment No.: 804

Dhaka, Bangladesh  
Dated: 19 December 2022

## UTTARAN

**Consolidated Statement of Cash Flows (Direct Method)**  
**For the year ended 30 June 2022**

Particulars	2020-22	2020-21
	BDT	BDT
<b>A. Cash flows from operating activities</b>		
Grant received	210,837,362	365,148,408
Grant refunded	(178,178)	(115,976)
Micro credit income	27,945,790	31,126,359
Others Income	39,792,247	28,049,142
Bank interest	221,486	652,581
Payment against expenditure	(215,127,872)	(419,790,876)
Revolving loan to beneficiaries, net	(8,016,208)	9,319,894
<b>Net cash from operating activities: A</b>	<b>55,474,627</b>	<b>14,389,532</b>
<b>B. Cash flows from investing activities</b>		
Acquisition of Property, Plant and Equipment	(5,668,614)	(5,375,945)
Security Deposit	-	-
Loans and advance	2,863,404	(1,400,234)
Investment in FDR	(5,122,991)	(34,399,884)
	-	-
<b>Net Cash used in investing activities : B</b>	<b>(7,928,201)</b>	<b>(41,176,063)</b>
<b>C. Cash flows from financing activities</b>		
Short term loan from banks	(20,722,531)	(6,066,465)
Loan from other organisation	(44,163,637)	49,234,168
Inter-project loan	-	-
Others liabilities	(1,254,500)	61,262
Group members' savings	12,507,989	3,688,695
Security money	(240,687)	(266,219)
Members' loan insurance	1,112,646	856,306
<b>Net Cash used in financing activities : C</b>	<b>(52,760,720)</b>	<b>47,507,747</b>
<b>Net increase during the year (A+B+C)</b>	<b>(5,214,294)</b>	<b>20,721,216</b>
Cash and cash equivalents at beginning of the period	57,757,619	37,036,403
<b>Cash and cash equivalents at end of the period</b>	<b>52,543,326</b>	<b>57,757,619</b>



Coordinator (Accounts and Finance)



Director

Dhaka, Bangladesh

Dated: 19 December 2022



## UTTARAN

Consolidated Statement of Changes in Fund  
For the year ended 30 June 2022

Particulars	Fund Account	Statutory Reserve	Total
	BDT	BDT	BDT
Balance at 1 July, 2021	109,658,200	9,170,308	118,828,508
Surplus/Deficit	12,741,593	-	12,741,593
Transferred to Statutory reserve fund	(213,703)	213,703	-
Grant received	210,837,363	-	210,837,363
Transfer to grant income	(216,825,380)	-	(216,825,380)
Fund support to MFP	(8,188,800)	-	(8,188,800)
Transfer from others loan	57,050,300	-	57,050,300
Balance at 30 June, 2022	165,059,573	9,384,011	174,443,583

For the year ended 30 June 2021

Particulars	Fund Account	Statutory Reserve	Total
	BDT	BDT	BDT
Balance at 1 July, 2020	112,613,241	5,442,338	118,055,579
Surplus/Deficit	37,792,650	-	37,792,650
Transferred to Statutory reserve fund	(3,727,970)	3,727,970	-
Grant received	365,148,408	-	365,148,408
Transfer to grant income	(362,210,936)	-	(362,210,936)
Fund support to MFP	(43,725,000)	-	(43,725,000)
Adjustment of last year depreciation	2,710,100	-	2,710,100
Adjustment for loan loss provision	1,057,707	-	1,057,707
Balance at 30 June, 2021	109,658,200	9,170,308	118,828,508

*Hamid Arshad*

Coordinator (Accounts and Finance)

*S.K.C.G.*

Director

Dhaka, Bangladesh

Dated: 19 December 2022



**Uttaran**
**Notes to the consolidated financial statements**
**For the year ended 30 June 2022**
**1. Background**

Uttaran started its development intervention to uphold the rights of the poor and underprivileged in 1985 from Jatpur village of Tala upazila under Satkhira district. Uttaran, which means 'transition', in Bangla language, is a people centered organization using a rights based approach to alleviate poverty, diversify livelihood opportunities and empower poor communities of Bangladesh.

Uttaran is working for last 38 years in the most inaccessible and vulnerable 47 Upazilas of Satkhira, Khulna, Jessore, Bagerhat, Faridpur, Madaripur, Shariatpur, Barisal, Bhola, Patuakhali, Barguna, Noakhali, Laksmipur, Feni and Cox's Bazar districts. Through a network of 48 offices, one training centre with well-developed communications and operating procedures and 532 experienced and highly qualified staff. Uttaran has strong credibility among communities and with the GoB, also secure a lead role in civil society organizations in Bangladesh. Uttaran maintains professional and automated financial systems to track all budgets; a fully staffed internal audit section; and possesses a strong Monitoring and Evaluation system collecting demographic information on all project beneficiaries, as well as their participation in project activities. Uttaran's annual report's link is showing below:

The organisation is registered with the Department of Social Welfare vide registration no. Satkhira. 6/85 dated 05 March 1985. Uttaran is also registered with NGO Affairs Bureau under Foreign Donations (Voluntary Activities) Regulation Ordinance 1978 vide registration no. DSS/FDO/R 255 dated 18 January 1988 and subsequently renewed on 18 January 2018 for the next ten years. Other two registrations of Uttaran are Joint Stock Companies & Firms under Societies Registration Act vide registration no. 1860 S 11188 dated 31 May 2011 and with Micro Credit Regulatory Authority issuing license to perform micro credit operations vide registration no. 01366-02704-00277 dated 15 June 2008.

In addition to micro credit program, Uttaran has the following programs:

Sl. no.	Name of the project	Funded by
1	Continuation of Sustainable River Basin Management Adapting Climate Change in the Southwest Bangladesh	Misereor, Germany
2	COVID-19 Impact Mitigation for Forcibly Displaced Myanmar Nationals (FDMN) and Host Communities in Cox's Bazar	Misereor-Germany
3	COVID-19 Impact Mitigation for Forcibly Displaced Myanmar Nationals (FDMN) and Host Communities in Cox's Bazar and Noakhali district	Misereor-Germany
4	COVID-19 Impact Mitigation for Forcibly Displaced Myanmar Nationals (FDMN) in Cox's Bazar	Misereor-Germany
5	COVID-19 Impact Mitigation for Forcibly Displaced Myanmar Nationals (FDMN) in Cox's Bazar Camps of Bhahanchar	Misereor-Germany
6	Emergency COVID-19 Sensitive life Saving Support for Cyclone.	Misereor-Germany
7	COVID-19 Impact Mitigation for Host Communities in Cox's Bazar	Misereor-Germany
8	Sustainable Agriculture, Food Security and Linkages (SAFAL)	Solidaridad International
9	WASH SDG WAI Bangladesh Subprogramme implementation phase-2	Simavi, The Netherlands
10	New Area WASH SDG WAI Bangladesh	Simavi, The Netherlands
11	Simavi Covid-19 Project (Berg Hoff)	Simavi, The Netherlands
12	Efficient and Accountable Local Governance (EALG) Project	UNDP
13	Community Cohesion Project	UNDP
14	Emergency support for Flash Fire Affected Rohingya People	HELVETAS
15	Emergency response for the Rohingya and host families of Cox's Bazar	HELVETAS
16	Emergency response for the Fire Affected Rohingya Refugees and Host Community of	HELVETAS
17	Strengthening Disaster Resilience at School	HELVETAS
18	Investment Component for Vulnerable Group Development Programme (ICVGD2nd Phase)	World Food Programme (WFP)
19	School Feeding Program (SFP)	The Directorate of Primary Education (DPE)
20	Vulnerable Group Development Programme (VGD)	Ministry of Women and Children Affairs
21	Skills for Employment Investment Program (SEIP) (Tranche-2)	Palli Karma Sahayak Foundation (PKSF)
22	Skills for Employment Investment Program (SEIP) (Tranche-3)	Palli Karma Sahayak Foundation (PKSF)

**Uttaran**

**Notes to the consolidated financial statements  
For the year ended 30 June 2022**

Sl. no.	Name of the project	Funded by
23	Assarting Marginalized Access to Right (AMAR) Project	European Union, Bangladesh
24	Access to Public Resources and Opportunities To Increase the Rights of the Discriminated Hindered and Oppressed (APROTIRODHO) Project	Manusher Jonno Foundation (MJF)
25	Strengthening Forecast based Early Action in Cyclone prone Coastal Region in Bangladesh. (STEP)	Action Against Hunger   Action Centre la Faim (ACF)
26	Prevention and Elimination of Hazardous Form of Child Labour in Coastal Areas of Bangladesh	EDUCO
27	Emergency lifesaving supports to the fire victims in Rohingya camps, Cox's Bazar	EDUCO
28	Urban Management of Internal Migration due to climate change(UMIMCC) & Urban management of Migration of Livelihood (UMML) Project.	Deutsche Gesellschaft fur Internationale Zusammenarbeit (GIZ) GmbH
29	Sustainable River Basin Management Project for Shibsha River.-3	Booth ENDS-Netherlands
30	Advance Sustainable indigenous Agro- ecological Livelihood(ASIA-Livelihood) Project	Booth ENDS-Netherlands
31	Locally Led Disaster Reduction in the Bangladesh Coastal Region Project	The Share Trust
32	BSRM Water Support Project	BSRM
33	Education Support Program	Mr. Yoshiki Takeshima (Japan)
34	IDCOLE-ICS Programme	IDCOLE
35	IDCOL Biogas & Bio-fertilizer Program	IDCOLE
36	Financial Inclusion Improves Sanitation and Health (Finish) Mondial Project of Kalaroa Municipality under Satkhira District (Finish Mondial-DGIS) Bangladesh.	Finish Mondial
37	Promoting Democratic Inclusion and Governance through Youth (PRODIGY)	British Council (BC)
38	Active Citizen Youth Leder Training	British Council (BC)
39	Asia Winterizan	Islamic Relief World (IRW)
40	Strengthening Resilience of Forcibly Displaced Myanmar Nationals (FDMN) & Host Community in Cox's Bazar	Islamic Relief World (IRW)
41	Staff Reserve Fund	Staff Contribution
42	Village Sanitation Program (VSP)	Own Fund (Uttaran)
43	Emergency support to extremely vulnerable and high-risk households with life-saving support through agriculture livelihood and cash for work assistance in the Cyclone Amphan-Affected Areas"	Food & Agriculture Organization (FAO)
44	Covid 19 Response: Emergency Support for extreme poor communities	United Way Worldwide
45	BGD HF - Cyclone Yaas Emergency Response 2021	Save the children

**2. List of Executive Committee members**

Name	Qualification	Profession	Present address
Sarder Md Rezaul Karim	B.A (Hons), M.A	Social Worker	Vill: Kapilmuni, Upazilla: Paikgacha, Khulna
Biddyasagar Sarker	B.A (Hons), M.A	Social Worker and Teacher	Vill: Jatpur, Upazilla: Tala, Satkhira
Shahidul Islam	B.A (Hons), M.A	Social Worker	Vill: Jatpur, Upazilla: Tala, Satkhira
Rahima Khatun	BSC (Hons) MSC	Social Worker and Teacher	Vill: Pasrokhi, Upazilla: Tala, Satkhira
Dr Nazrul Islam	Vaternary Doctor	Social Worker	Vill: Shakhipur, Upazilla: Debhata, Satkhira
Achinta Saha	B.A (Hons), M.A	Social Worker	Vill: Jatpur Upazilla: Tala, Satkhira
Meherun Nessa	BSC (Hons) MSC	Social Worker and Teacher	Vill: Pasrokhi, Upazilla: Tala, Satkhira



Uttaran

Notes to the consolidated financial statements  
For the year ended 30 June 2022

**3. Basis of preparation of Financial Statements**

**3.1 Basis of preparation**

These financial statements have been prepared following accrual basis of accounting under historical cost convention. The consolidated financial statements have been prepared by consolidating all the projects of Uttaran with its general fund and micro credit program.

**3.2 Reporting currency**

All of assets, liabilities, capital fund, income and expenditure are denominated in BDT which is the functional currency of the organisation.

**3.3 Reporting period**

The financial statement of the organisation have been prepared for the year from 01 July 2021 to 30 June 2022.

**3.4 Components of these consolidated financial statements**

Following are the components of these financial statements:

- (i) Consolidated statement of financial position (balance sheet) as at 30 June 2022;
- (ii) Consolidated income and expenditure statement for the year ended 30 June 2022;
- (iii) Consolidated Statement of Receipts and Payments for the year ended 30 June 2022;
- (iv) Consolidated Statement of Cash Flows (Direct Method) for the year ended 30 June 2022;
- (v) Consolidated Statement of Changes in Fund for the year ended 30 June 2022; and
- (iii) Notes, comprising significant accounting policies and other explanatory information.

**4. Significant accounting policies**

**4.1 Property, plant and equipment**

Property, plant and equipment are stated at cost less accumulated depreciation. Depreciation is charged following different methods for different projects at prescribed rates. Rate of depreciation on various categories of property, plant and equipment are as under:

<u>Category of asset</u>	<u>Rate of depreciation (%)</u>
Building	5
Office equipment	15
Furniture and fixtures	10
Transport equipment	20

Full year's depreciation is charged on property, plant and equipment during the year of acquisition and no depreciation is charged during the year of disposal.

**4.2 Cash and cash equivalents**

Cash in hand, cash at bank, demand draft in transit and short-term investments in FDR have been considered as cash and cash equivalents for the preparation of the financial statements. which are held and readily available for use by the organisation without any restriction subject to an insignificant risk of changes in value.

**4.3 Loan loss provision**

**Loan classification**

Loans are classified in accordance with the guidelines of Micro Credit Regulatory Authority as noted below:

**No. of days outstanding**

No overdue	Regular
Overdue from 1-30 days	Watchful
Overdue from 31-180 days	Sub - standard
Overdue from 181-365 days	Doubtful
Overdue from above 365 days	Bad loan

**Loan loss provisioning**

Provision for loan loss is made in accordance with the guidelines of Micro Credit Regulatory Authority as noted below. Loan loss provision is also made for solar home systems program against loan to members which is not paid as per contract signed with Uttaran.

**Uttaran**

**Notes to the consolidated financial statements  
For the year ended 30 June 2022**

<u>Particulars</u>	<u>Rate (%)</u>
Regular	1
Watchful	5
Sub-standard	25
Doubtful	75
Bad loan	100

**Write off policy**

Loan loss is written off in the financial statements having approval from competent authority if it becomes established that the loan will never be recovered.

**4.4 Service charge on loan**

Service charge on loan to beneficiaries, being the main source of income of micro credit program is recognised on the basis of realisation. It is collected with weekly & monthly loan repayments.

**4.5 Recognition of grants**

Grants from donors against reimbursement claim for beneficiaries' capacity building are shown separately from income generated by operations as income in the income statement considering the IAS-20 "Accounting for government grants and disclosure of government assistance". All donations are recorded at fair value against reimbursement claim.

**4.6 Overhead expenses**

Expenses incurred by the Head Office, Foundation Office, Regional Co-ordination Office, Zonal Office and Area Offices of micro credit program allocate their overhead expenses to various branches at the ratio of loan disbursement of the year.



**UTTARAN**

**Notes to the consolidated financial statements  
for the year ended 30 June 2022**

Particulars	As at 30 June	
	2022	2021
	BDT	BDT
<b>5. Property, plant and equipment</b>		
<b>Cost</b>		
Opening balance	265,921,032	260,545,087
<u>Add: Addition during the year</u>	5,668,614	5,375,945
	271,589,646	265,921,032
<u>Less: Disposal/Adjustment during the year</u>	71,450,296	-
Closing balance (A)	200,139,350	265,921,032
<b>Depreciation</b>		
Opening balance	137,578,997	132,108,606
<u>Add: Charge for the year</u>	7,379,561	8,180,492
	144,958,559	140,289,098
<u>Less: Adjustment for the year</u>	71,450,296	2,710,100
Closing balance (B)	73,508,263	137,578,997
Written down value (A-B)	126,631,087	128,342,035
Details are shown in <u>Annex A</u> .		
<b>6. Revolving loan to beneficiaries</b>		
<b>i) Micro credit program</b>		
Opening balance	300,743,939	310,189,346
<u>Add: Disbursed during the year</u>	215,406,000	208,671,000
	516,149,939	518,860,346
<u>Less: Realised during the year</u>	207,175,530	218,116,407
Closing balance	308,974,409	300,743,939
<b>ii) IDCOL BIO Gas/VSC</b>		
Opening balance	473,830	348,317
<u>Add: Disbursed during the year</u>	40,000	426,000
	513,830	774,317
<u>Less: Realised during the year</u>	254,262	300,487
Closing balance	259,568	473,830
<b>Total</b>	309,233,977	301,217,769
<b>7. Loan and advances</b>		
<b>i) Advance Account</b>		
Opening balance	4,596,987	3,196,753
<u>Add: Advance payment during the year</u>	2,849,130	2,664,285
	7,446,117	5,861,038
<u>Less: Advance adjustment during the year</u>	5,760,634	1,264,051
Closing balance	1,685,483	4,596,987
<b>ii) Security money (VGD)</b>		
Opening balance	-	-
<u>Add: Payment during the year</u>	48,100	-
Closing balance	48,100	-
<b>Total</b>	1,733,583	4,596,987



Particulars	As at 30 June	
	2022	2021
	BDT	BDT
<b>8. Investment in FDR</b>		
Opening balance	56,367,785	21,967,901
Add: Addition during the year	5,122,991	49,940,587
	<b>61,490,776</b>	<b>71,908,488</b>
Less: Encashment during the year	-	15,540,703
Closing balance	<b>61,490,776</b>	<b>56,367,785</b>
<b>9. Cash and cash equivalents</b>		
Cash in hand	1,926,580	1,464,230
Cash at bank	50,616,746	56,293,389
<b>Total</b>	<b>52,543,326</b>	<b>57,757,619</b>
Details are shown in <u>Annex B.</u>		
<b>10. Fund account</b>		
<b>General fund</b>		
Opening balance	109,658,200	112,613,241
Add: Surplus during the year	12,741,593	37,792,650
	<b>122,399,793</b>	<b>150,405,891</b>
Add: Grant received	210,837,363	365,148,408
	<b>333,237,155</b>	<b>515,554,299</b>
Less: Transfer to grant income	216,825,380	362,210,936
	<b>116,411,775</b>	<b>153,343,363</b>
Add: Adjustment for loan loss provision	-	1,057,707
	<b>116,411,775</b>	<b>154,401,070</b>
Less: Statutory reserve fund (10% of surplus)	213,703	3,727,970
	<b>116,198,072</b>	<b>150,673,100</b>
Less: Fund Support to MFP	8,188,800	43,725,000
	<b>108,009,272</b>	<b>106,948,100</b>
Add: Depreciation last year unadjusted balance	-	2,710,100
	<b>108,009,272</b>	<b>109,658,200</b>
Add: Transfer from others loan	57,050,300	
Closing balance	<b>165,059,572</b>	<b>109,658,200</b>
<b>11. Statuary reserve</b>		
Opening balance	9,170,308	5,442,338
Add: Addition during the year	213,703	3,727,970
Closing balance	<b>9,384,011</b>	<b>9,170,308</b>
<b>12. Gratuity fund</b>		
Opening balance	3,604,783	3,720,759
Less: refund amount	178,178	115,976
Closing balance	<b>3,426,605</b>	<b>3,604,783</b>
<b>13. Short term loan from banks</b>		
<b>(i) Prime Bank Ltd</b>		
Opening balance	46,250,000	-
Add: Received during the year	-	50,000,000
	<b>46,250,000</b>	<b>50,000,000</b>
Less: Refund during the year	15,030,000	3,750,000
Closing balance	<b>31,220,000</b>	<b>46,250,000</b>
<b>(ii) Bangladesh Bank</b>		
Opening balance	-	-
Add: Received during the year	6,500,000	-
	<b>6,500,000</b>	<b>-</b>
Less: Refund during the year	-	-
Closing balance	<b>6,500,000</b>	<b>-</b>

Particulars	As at 30 June	
	2022	2021
	BDT	BDT
<b>(iii) Mercantile Bank Ltd</b>		
Opening balance	72,831,189	106,905,284
Add: Received during the year	-	-
	<b>72,831,189</b>	<b>106,905,284</b>
Less: Refund during the year	10,693,169	34,074,095
Closing balance	<b>62,138,020</b>	<b>72,831,189</b>
<b>iv) Bangladesh Finance &amp; Investment Company Ltd</b>		
Opening balance	-	16,167,483
Add: Received during the year	-	-
	-	16,167,483
Less: Refund during the year	-	16,167,483
Closing balance	-	-
<b>(v) Jamuna Bank Ltd</b>		
Opening balance	13,481,644	9,892,845
Add: Received during the year	20,000,000	12,500,000
	33,481,644	22,392,845
Less: Refund during the year	8,760,756	8,911,201
Closing balance	<b>24,720,888</b>	<b>13,481,644</b>
<b>(vi) Mutual Trust Bank Ltd</b>		
Opening balance	17,959,901	53,623,587
Add: Received during the year	-	-
	17,959,901	53,623,587
Less: Refund during the year	9,955,862	35,663,686
Closing balance	<b>8,004,039</b>	<b>17,959,901</b>
<b>(vii) Dutch Bangla Bank Ltd</b>		
Opening balance	30,000,000	-
Add: Received during the year	7,500,000	30,000,000
	37,500,000	30,000,000
Less: Refund during the year	19,726,908	-
Closing balance	<b>17,773,092</b>	<b>30,000,000</b>
<b>(viii) Shahjalal Islami Bank Ltd</b>		
Opening balance	-	-
Add: Received during the year	10,000,000	-
	10,000,000	-
Less: Refund during the year	555,836	-
Closing balance	<b>9,444,164</b>	-
Total	<b>159,800,203</b>	<b>180,522,734</b>
<b>14. Loan from other organisations</b>		
<b>(i) Progoti Construction</b>		
Opening balance	3,194,063	4,814,063
Less: Refund during the year	-	1,620,000
	3,194,063	3,194,063
Add: Received during the year	600,000	-
	3,794,063	3,194,063
Add: Transferred from Shishithortho loan	-	-
Closing balance	<b>3,794,063</b>	<b>3,194,063</b>



Particulars	As at 30 June	
	2022	2021
	BDT	BDT
<b>(ii) Staff provident fund</b>		
Opening balance	4,905,218	2,942,750
Add: Received during the year	1,913,500	1,952,468
	<u>6,818,718</u>	<u>4,905,218</u>
Less: Refund during the year	200,000	-
<b>Closing balance</b>	<b><u>6,618,718</u></b>	<b><u>4,905,218</u></b>
<b>(iii) Loan from others</b>		
Opening balance	88,942,000	40,050,300
Add: Received during the year	10,798,163	49,636,486
	<u>99,740,163</u>	<u>89,686,786</u>
Less: Refund during the year	225,000	744,786
	<u>99,515,163</u>	<u>88,942,000</u>
Less: Transfer to fund account	57,050,300	-
<b>Closing balance</b>	<b><u>42,464,863</u></b>	<b><u>88,942,000</u></b>
<b>(iv) Loan from staff welfare fund</b>		
Opening balance	1,600,000	1,600,000
Add: Received during the year	-	-
	<u>1,600,000</u>	<u>1,600,000</u>
Less: Refund during the year	-	-
<b>Closing balance</b>	<b><u>1,600,000</u></b>	<b><u>1,600,000</u></b>
<b>Total</b>	<b><u>54,477,644</u></b>	<b><u>98,641,281</u></b>
<b>15. Inter-project loan</b>		
Opening balance	-	-
Add: Received during the year	13,739,387	17,810,062
	<u>13,739,387</u>	<u>17,810,062</u>
Less: Payment during the year	13,739,387	17,810,062
<b>Closing balance</b>	<b><u>-</u></b>	<b><u>-</u></b>
<b>16. Other liabilities</b>		
<b>(i) Liability for expense</b>		
Opening balance	300,000	300,000
Add: Provision during the year	57,500	-
	<u>357,500</u>	<u>300,000</u>
Less: Payment during the year	300,000	-
<b>Closing balance</b>	<b><u>57,500</u></b>	<b><u>300,000</u></b>
<b>(ii) Staff Security Fund</b>		
Opening balance	3,035,604	2,974,342
Add: Received during the year	-	130,000
	<u>3,035,604</u>	<u>3,104,342</u>
Less: Payment during the year	1,012,000	68,738
<b>Closing balance</b>	<b><u>2,023,604</u></b>	<b><u>3,035,604</u></b>
<b>Closing balance</b>	<b><u>2,081,104</u></b>	<b><u>3,335,604</u></b>
<b>17. Group members' savings</b>		
Opening balance	122,247,937	118,559,242
Add: Collection during the year	87,587,269	78,874,040
	<u>209,835,206</u>	<u>197,433,282</u>
Less: Refund during the year	75,079,280	75,185,345
<b>Closing balance</b>	<b><u>134,755,926</u></b>	<b><u>122,247,937</u></b>

Particulars	As at 30 June	
	2022	2021
	BDT	BDT
<b>18. Security money</b>		
Opening balance	1,697,119	1,963,338
Add: Collection during the year	9,000	54,000
	<u>1,706,119</u>	<u>2,017,338</u>
Less: Refund during the year	249,687	320,219
<b>Closing balance</b>	<b><u>1,456,432</u></b>	<b><u>1,697,119</u></b>
<b>19. Members' loan insurance</b>		
Opening balance	11,943,172	11,086,866
Add: Collection during the year	1,757,870	1,677,510
	<u>13,701,042</u>	<u>12,764,376</u>
Less: Refund during the year	645,224	821,204
<b>Closing balance</b>	<b><u>13,055,818</u></b>	<b><u>11,943,172</u></b>
<b>20. Loan loss provision</b>		
Opening balance	7,461,057	8,518,764
Add: Addition during the year	674,377	-
	<u>8,135,434</u>	<u>8,518,764</u>
Less: Adjustment during the year	-	1,057,707
<b>Closing balance</b>	<b><u>8,135,434</u></b>	<b><u>7,461,057</u></b>
<b>21. Grants income</b>		
<b>Project</b>		
Expense for project	202,158,716	319,469,887
Less: Bank interest	112,090	93,918
	<u>202,046,626</u>	<u>319,375,969</u>
Less: Other income	2,296,890	2,880,549
	<u>199,749,736</u>	<u>316,495,420</u>
Less: Fund received from centre	-	-
	<u>199,749,736</u>	<u>316,495,420</u>
<b>Other</b>		
Grant received (note 21.1)	17,075,644	45,715,516
<b>Total</b>	<b><u>216,825,380</u></b>	<b><u>362,210,936</u></b>
<b>21.1 Details of grant received</b>		
<b>Donner</b>		
UNDP	42,518,503	67,110,468
Misereor-Germany	40,866,535	32,578,031
Solidaridad International	25,641,528	37,621,874
European Commission	21,039,670	-
SIMAVI WASH	16,460,803	21,138,233
DFID/Manusher Jonno Foundation (MJF)	13,140,733	18,283,896
Palli Karma Sahayak Foundation	9,003,890	4,714,260
HELVETAS	8,233,877	717,385
EDUCO	5,951,838	13,423,523
Action Against Hunger I Action Contre la Faim (ACF)	3,630,782	-
World Food Program (WFP)	2,849,570	5,387,753
Booth ENDS-Netherlands	2,443,104	1,972,379
IDCOLE	969,750	1,252,800
Finish Mondial	545,636	-
Bangladesh Government	297,915	16,368,048
Deutsche Gesellschaft fur Internationale Zusammenarbeit (GIZ) GmbH	158,385	765,232
The Share Trust	9,200	-
DFID/Start Fund	-	53,974,779
Islamic Relief World (IRW)	-	33,209,464
United Way Worldwide	-	4,139,988
Save the children	-	3,413,300
Food & Agriculture Organization (FAO)	-	2,529,479
British Council	-	832,000
	<u>193,761,719</u>	<u>319,432,892</u>

Particulars	As at 30 June	
	2022	2021
	BDT	BDT
<b>Other</b>		
Fund from General Fund and Others	13,598,800	43,725,000
Miscellaneous	-	641,100
Mr. Yoshiki Takeshima (Japan)	-	545,675
Manabadhikar Shongskriti Foundation (MSF)	-	323,731
Crowed Fund	755,000	300,000
Global Giving	-	92,953
BNPS	-	87,057
Christian Aid	2,203,496	-
Palli Karma Sahayak Foundation	88,547	-
Bangladesh Government (VGD)	429,801	-
	<b>17,075,644</b>	<b>45,715,516</b>
<b>Total</b>	<b>210,837,363</b>	<b>365,148,408</b>
<b>22. Micro credit income</b>		
Service charge collection	27,416,177	28,996,930
Others (MCP)	258,522	1,418,222
House rent from employee	124,251	273,650
Pass book sale	50,480	166,385
Loan form sale	34,095	47,230
Recovery of write off loan	33,915	158,762
Members admission fee	28,350	65,180
<b>Total</b>	<b>27,945,790</b>	<b>31,126,359</b>
<b>23. Other income</b>		
Shared staff salary & Management Cost received	24,225,248	11,049,765
IDRT Contribution	4,120,566	-
Overhead cost received (note 23.1)	4,006,608	8,951,213
Interest on investment	2,122,991	3,590,587
Contribution from members	1,633,406	1,438,523
House rent received	1,410,078	1,131,814
Old Motorcycle sale	856,300	-
Others Income	769,566	350
ICS sale	528,430	583,680
Biogas Plant Sale	91,000	823,000
Service charge collection	28,054	34,921
Staff Contribution for Oxygen Support	-	445,214
Members admission fee	-	40
Pass book sale	-	20
Loan form sale	-	15
<b>Total</b>	<b>39,792,247</b>	<b>28,049,142</b>
<b>23.1 Overhead cost received</b>		
Community Cohesion Project	1,778,368	2,046,963
Accerting Marginalized Access to Right (AMAR) Project	997,119	-
Efficient and Accountable Local Governance (EALG) Project	670,281	-
STEP Project	200,240	-
ICVGD	186,419	348,529
Prevention and Elimination of Hazardous Form of Child Labour in Coastal Areas of Bangladesh	101,963	-
Financial Inclusion Improves Sanitation and Health (Finish) Mondial Project of Kalaroa Municipality under Satkhira District (Finish Mondial-DGIS) Bangladesh.	72,218	-
Disaster Response and Recovery Facility COVID 19 Crisis Response(DRRF) Project	-	1,181,469
Ramadan Support for FDMNs in Cox's Bazar-2020 under Cox's Bazar, Bangladesh	-	1,000,000
Assist Marginalized People with Humanitarian Need (AMPHAN) in Khulna, Satkhira and Jashore District	-	980,148
Providing Extended Humanitarian Assistance in south west Bangladesht	-	814,944
Emergency Support and anticipated effort for south west coatal Bangladesh	-	801,986
Others	-	519,286

Particulars	As at 30 June	
	2022	2021
	BDT	BDT
IRW Resilience COVID-19 Project	-	789,992
Emergency support to extremely vulnerable and high-risk households with life- Humanitarian Assistance to the Amphan Affected People Living in Southern Parts of Bangladesh	-	152,642
“Multi-Purpose Cash Grant (MPCG) to Support Emergency Food Assistance for the worst cyclone affected vulnerable households”	-	85,470
Prevention and Elimination of Hazardous Form of Child Labour in Coastal Areas of Bangladesh	-	93,635
<b>Total</b>	<b>4,006,608</b>	<b>8,951,213</b>

**24. Bank interest**

General Fund	63,235	305,632
MCP	46,161	253,031
Community Cohesion Project	42,872	-
APROTIRODHO and SAFAL	22,893	25,785
AMAR Project	8,903	4,115
Prevention and Elimination of Hazardous Form of Child Labour in Coastal Areas of SEIP and SIMAVI	7,818	4,284
WASH SDG WAI Bangladesh Subprogramme implementation phase-2	7,521	7,354
River Basin and Education	6,676	9,338
Strengthening Disaster Resilience at School	3,620	2,415
STEP Project	2,834	-
IDCOL and SFP	2,525	-
BSRM Water Support Project	1,925	2,433
Advance Sustainable indigenous Agro- ecological Livelihood(ASIA-Livelihood) Project	1,838	5,870
UMIMCC	628	-
ASIA and VSP	621	760
Financial Inclusion Improves Sanitation and Health (Finish Mondial Project of Kalaroa Municipality under Satkhira District (Finish Mondial-DGIS) Bangladesh.	613	1,233
ICVGD	463	-
Locally Led Disaster Reduction in the Bangladesh Coastal Region Project	277	218
Disaster Response and Recovery Facility COVID 19 Crisis Response(DRRF) Project	63	-
Sustainable River Basin Management Project for Shibsha River.	-	9,345
Strengthening Resilience of Forcibly Displaced Myanmar Nationals (FDMN) & Host Community in Cox's Bazar	-	4,965
COVID-19 Impact Mitigation for Forcibly Displaced Myanmar Nationals (FDMN) in Cox's Bazar Camps	-	5,482
Emergency COVID-19 Sensitive life Saving Support for Cyclone.	-	4,579
Covid 19 Response: Emergency Support for extreme poor communities.	-	2,443
Emergency support to extremely vulnerable and high-risk households with life-saving support through agriculture livelihood and cash for work assistance in the Cyclone Amphan-Affected Areas”	-	1,947
Staff Reserve Fund	-	1,020
VGD	-	240
<b>Total</b>	<b>221,486</b>	<b>652,581</b>

**25. Personnel cost**

Salaries and benefits	88,225,185	94,499,426
Provident fund	1,570,719	2,449,383
<b>Total</b>	<b>89,795,904</b>	<b>96,948,809</b>

**26. Program cost**

Organize and conduct skills training	32,666,758	-
Programme Cost	2,761,135	18,002,929
Interest on savings	10,789,887	9,375,898
Beneficiaries training/meeting/materials/orientation	6,369,389	-
General Programme Activities	4,472,513	-

Particulars	As at 30 June	
	2022	2021
	BDT	BDT
Improved Demand Creation and Use of Equitable & Sustainable Services	3,992,693	-
Water Plant Installation	3,643,083	4,751,477
Distribution of Emergency Package to the fire victims in Rohingya camps	2,609,320	-
Social Awareness and Hygiene Kits Support Considering the Current COVID-19 Situation	2,495,500	-
Distribution of Emergency Package to the fire victims in Host Community	2,311,338	-
Improved Gender and Social Inclusion	2,275,394	-
Training duration for one month	2,260,640	-
Food support	1,943,923	3,806,233
Training duration for two month	1,931,126	-
Women livelihood skills development & business support	1,882,580	-
Mass grass root mobilization for accessing and asserting rights over Khasland, inheritance property and social safety net services	1,821,700	-
Gas cylinder refill and transportation cost	1,703,800	-
Visibility	1,561,713	391,857
Training duration for three month	1,523,468	-
Women Livelihood Skills Development & Business Support	1,511,194	-
Women Livelihood Skills Development & Business Support	1,473,446	-
Organize exit meetings with the cluster based Producer Groups to develop an exist plan for continuing project activities	1,360,148	-
Engagement with Local Government Institutions and authorities for ensuring rights of the target groups	1,241,576	-
Nursery Entrepreneur	1,178,660	85,450
Organize mass awareness events on critical social and nutrition promotion issues in partnership with private sectors, trade bodies and government line department.	1,127,380	-
Start-up grants – tool kits	996,000	-
Promote and scale standard farming practices and post-harvest management in 60 clusters in collaboration with private sectors and public authorities. A discussion session will be organized in each of the PGs of 60 clusters once in a cropping season. PG members and the local supply chain actors will take part in the discussion.	937,589	-
Develop union wise sustainable land and water use plan in the unions of selected upazila	934,838	-
Apprenticeships for trainees	900,000	-
Organise meetings in each clusters to support the producer groups to have their self-assessment for scale adoption of good practices and to take forward the learning in the follow on seasons.	886,966	-
Provide Mosquito Net for Rohingya HH	881,091	-
Provide Mosquito Net for Rohingya HH	854,700	-
Strengthen partnerships and engagement with public, private local and urban stakeholders in 60 farming clusters for sustaining their efforts on safe and quality food production. The farming clusters would be supported to review and adjust the plan for production and marketing of food. The plan will be developed through identifying critical risks in existing context and formulating risk mitigation actions.	848,696	-
Community Cohesion Centre (CCC)	824,910	-
COVID-19 Social awareness	741,650	-
Community Cohesion Centre (CCC)	732,192	493,700
Cost of goods purchase	694,650	194,700
Start up grants-conditional cash transfer	660,000	-
Provide Food Support to Host Families	650,000	-
Organize the landless farmers and conduct regular community dialogues to understand needs of the community and gaps in services	620,578	-
Collaboration with CSOs, media and local NGOs to have a strong persuasion with key actors and to replicate the process of other areas	612,656	-
Improve institutional processes of business linkages support to 60 production clusters to strengthen access to quality of inputs and food supply to local and urban markets.	603,923	-
Entrepreneurship & skills development for Women & Adolescents girls	524,555	-

Particulars	As at 30 June	
	2022	2021
	BDT	BDT
Improved Public Sector Sustainable and WASH Equitable Service Delivery and Governance	505,057	-
Developing contingency plan at Family level	500,000	-
Non-recurrent expenditure (investment)	480,100	-
Covid-19	473,527	-
Update the business plan, increasing trade volume and service coverage and record keeping of community based entrepreneurs.	460,549	-
Small scale DRR mitigation scheme (bridge, connecting road construction/ repairing, small canal excavation, raise playground)	459,000	-
Facilitate quarterly executive committee meeting in each of the producer groups to discuss Distribution of Safety Kit	444,544	-
Providing education materials (School Dress/School Bag, Khata, Ball pen etc)	400,360	-
Provide legal education and aid services to the targeted people to solve legal disputes related to khasland transfer and inheritance property	393,811	-
Oxygen Support	377,036	-
Increase sourcing and supply of food to local and urban markets through local entrepreneurs, the Lead Farmers, Producer Company Associates, Community Livestock Service Providers. They will be supported in planning for developing business network with local and nearby urban market buyers and to deliver their services to the producers on food safety and post-harvest management. (Planning meeting)	369,821	-
	359,595	-
Awareness raising session on COVID-19	357,500	-
Quarterly Meeting of the upazila pani committee	350,522	-
Volunteers Allowaance	342,579	-
Provide Food Support to Host Families	325,000	-
Improved Private Sector Sustainable, Access to Finance & Equitable WASH Service Delivery	323,019	-
Gender Mainstreaming	330,908	-
Programme relevant transportation & visibility cost	304,356	-
Staff development & capacity building	294,177	17,721
Quarterly meeting of four river basin committee	290,901	-
Promote the use of digital technologies for demand aggregation and agricultural advisory services such as digital soil testing among the farmers and local supply chain actors through awareness building and campaigning at Producer group and Cluster level in collaboration with the local officials of relevant government department (DAE, DLS, DFO, DAM);	277,085	-
Information sharing and facilitation for access to government declared intensive packages and financial services for the farmers and entrepreneurs.	269,866	-
Business linkage support to link them with suitable private sectors expanding customer base. (Cluster wise market promotion)	269,279	-
Social Accountability Mainstreaming (SAM)	256,180	-
Quarterly coordination and planning meeting with CNVs for supporting them to develop household visit plan, defining issues for counselling and orienting them on updated Nutrition and SRH issues.	251,717	-
Pilot Plot Set Up for selected Agro-ecological livelihood option	249,950	-
ICS production	238,249	200,212
Programme relevant transportation and visibility cost	227,137	-
In coordination with Upazilla and Union level stakeholders combine the economic model of CNV for extending community level health, hygiene, nutrition and reproductive health services to sustain and expand their businesses outreach;	219,415	-
Develop and document a crop calendar in collaboration with local government	214,580	-
Advocacy and Lobby training 3 members of each group	194,990	-
Ambulance Aid	191,753	-
Livelihood skills development support for Disable & Older people	188,000	-
Self-resilience & Entrepreneurship Capacity Development for Women & Girls	185,180	-
Vaccine Registration	183,760	-
Labour charge	180,885	-
		150,254



Particulars	As at 30 June	
	2022	2021
	BDT	BDT
Open Fisheries released for sustainable land use model	179,894	-
Monthly field meeting by Paani committee volunteers	173,000	-
Blanket	168,600	-
Field Visit to Pilot Plots and TRM site	164,435	-
Organize observation of Global Handwashing day and international women's day in collaboration with relevant government department and CSOs.	162,024	-
Workshops with the local elected	153,940	-
Develop Training Manual on piloted agro-ecological livelihood	150,000	-
Sales Promotional Exp.(Per SHS)	148,690	81,881
Loos Tools (Assembling tools)	128,148	122,437
Monthly staff meeting	120,818	20,616
Orientation on Multi Hazard disaster preparedness (cyclone, water logging, floods etc.) and CCA for Parents	118,200	-
Provide MHPSS (Mental Health and Psychosocial Support) and referral support to affected children and adolescent.	109,609	-
Self-Resilience & Entrepreneurship Capacity Development for Women & Girls	103,470	-
Distribution Load/Unload Cost	100,934	-
Art book Competition at School level	100,193	-
Video documentation	100,000	44,900
Volunteer honorarium, Travel and communication cost	91,792	-
Volunteers for small scale DRR mitigation schemes	89,996	-
Publication (brochure, pamphlet, poster, Poster, Signboard, Banner annual report etc.)	89,460	-
Vaccination(six Month after), deworming( four months after), treatment & breeding(both Feeds and feeding & regular monitoring	82,700	-
Establish a study corner in the selected school	81,121	-
Mock Drill on DRR at School	80,000	-
Health Camp in Schools	79,955	-
bi-monthly meetings with relevant government departments at Upazila level	79,773	-
Formation student clubs and hygiene education session with handwashing demonstration	79,520	-
	77,910	-
Organize two human chain & memorandum submission	75,184	-
Students Selection (Community Mobilization,Booth Operation,Trade Matching and Others)	74,999	-
Half yearly meeting	61,067	-
Organise inception workshop at Upazila level	60,000	-
Day Observation on International Water Day and International Women Day	59,916	-
Quarterly meeting of Paani Committee meeting with local government, BWDB officials and other	59,880	-
Bio-gas Plant set up(Chula,lata pipe,gas valve etc)	57,000	431,770
Dry food items distribution	55,000	-
COVID-19 activities	54,850	-
Interactive theatre engaging the children, teachers and parents to promote awareness about disasters.	50,056	-
Job Conference	50,000	-
Printing Item	48,750	13,779
Job Placement	47,116	-
Capacity building to the youth volunteer on disaster preparedness plan through Red Crescent	44,963	-
Press conference at districts level	43,364	20,000
Demand Creation	42,645	-
Distribution Load/Unload Cost	41,750	-
Press conference at district level	40,005	33,250
IEC materials development, design & printing cost	39,963	427,939
Bi-Monthly meeting of youth Paani Committee members	39,895	-
Transportation	39,485	115,500
Training Manual Development	35,638	-
Dialogue with BWDB	35,015	-
Project Inception Meeting at 3 Union Parishad	34,970	63,730

Particulars	As at 30 June	
	2022	2021
	BDT	BDT
Wall painting and Leaflet for students and parents	34,300	-
Develop School based Risk Reduction Action Plan (RRAP)	29,978	-
Community Risk Assessment (CRA) (Conduct at Schools' attachment areas)	29,952	-
Solid Waste Collection	27,712	-
Monitoring	27,000	-
TRM Cost	26,200	-
Community site identification	25,199	34,823
Three Expouser Visit to TRM Basin	25,000	42,512
Project completion report (soft and hard copies)	25,000	-
Campaign Morjodai Ghori Samota Equality through Dignity	25,000	-
Orientation on Goat Management for Heifer	23,890	-
Capacity building of student brigade on early warning, CBDRR, first aid etc.	23,871	-
Training on Multi Hazard disaster preparedness (Cyclone, water logging, floods etc.) and CCA for Students	20,954	-
PDM Cost for Uttaran	20,500	-
Awareness raising session with the students parents to set up hand washing place with shop and water	20,090	-
Establish a Napkin Corner in the selected Schools	20,000	-
COVID-19 Awareness session in Schools	20,000	-
Vollunteer	20,000	-
Sexual and Gender Based Violence (SGBV) awareness raising at school	19,965	-
Workshop on Market Linkage development with local service providers (supply Chain/ Entrepreneurship development	19,900	-
FM Introduction	19,306	-
Others Expenses	18,368	-
Evaluation	15,593	-
Desludging Service	15,380	-
Monthly/bi-monthly staff coordination meeting	13,970	-
Value production	10,515	-
Phase out workshop	17,720	-
Cleaning and Disinfecting equipments	16,594	-
Awareness campaign through local TV, miking etc.	14,700	-
Formation of student brigade	9,946	-
Project & beneficiaries database and Final report preparation and printing	9,600	-
Government enabling sanitation and waste management	8,600	-
IGA Assesment	7,835	-
Coordination Meeting regarding sustainability with DLO,ULO,DSS.	7,135	-
Orientation on Multi Hazard disaster preparedness (cyclone, water logging, floods etc.) and CCA for Teachers and SMC (school management committee)	5,927	-
Heifar Goat Distribution	5,770	-
Quarterly Coordination Meeting with DPE Officials at District level	4,000	-
Discount to Customer	4,000	70,000
Quarterly coordination meeting with DPE officials at upazila level	4,000	12,000
Hotline number for telemedicine, Oxygen Bank and ambulance	3,200	-
Utilise the learning from the cluster and ecosystem based food production systems and value chains development to promote land and water use efficiency;	1,440	-
Wages (Loading & Unloading)	400	-
Unconditional/Multipurpose Cash Support	-	27,691,000
Create employment for 5000 beneficiaries for 20 days each for quick impact projects (Repair/rehabilitate public infrastructure in cluding rural roads Schools,Markets canals,etc) including safe traveling from home to site and Return, reporting progress over mobile etc.	-	21,090,000
Cow supply	-	13,607,700
Disaster Risk Reduction	-	9,708,951
Training duration for four month	-	9,011,093
NFI support/Clothing suppprt for Camp 8 West	-	7,990,664
Livelihood Support	-	7,525,000
Hygiene Kits	-	6,493,212
Training duration for one month	-	4,466,810

Particulars	As at 30 June	
	2022	2021
	BDT	BDT
Improved Demand Creation and Use of Equitable & Sustainable Services	-	4,437,397
Training duration for two month	-	4,069,234
Tuition Fees/Conveyance/Tiffin	-	3,955,300
Emergency health kits distribution	-	3,908,750
Food support/Cash Support (3 Months)	-	3,225,000
Providing food support to the affected HHs for children and family members.	-	3,131,831
Advocacy for sustainable embankments and pumping of saline water	-	3,114,385
Apprenticeships for trainees	-	2,823,714
Start-up grants – tool kits	-	2,748,626
Facilitation of training session in the PGs on good agriculture and climate smart sustainable farming practices in selected subsectors/commodities	-	2,484,276
Good Quality tools for each for work (one set 1* Spade and 2* baskets jhuree.	-	2,371,850
Training duration for six month	-	2,320,344
Improved Gender and Social Inclusion	-	2,243,079
Fooding Cost	-	2,098,848
Kitchen Materials	-	1,866,427
Overhead to Partner	-	1,708,331
Cash for work	-	1,582,800
Promote and scale standard farming practices and post-harvest management in 60	-	1,351,080
Volunteer Allowance	-	1,264,000
Building and strengthening capacity of LFs, and CLSPs by organizing training, cross visit,	-	1,105,959
Start up grants-conditional cash transfer	-	1,064,000
Improved Public Sector sustainable and WASH Equitable Service Delivery and Governance	-	1,016,467
Establishment, equipment and furniture for 2 Community cohesion centres	-	996,325
Hygiene pack and Safety materials (mask, detergent, Hand Sanitizer, Sanitary Napkin, Soaps and Bucket).	-	917,608
Coronavirus Related Support Activities	-	917,000
Transport & Distribution	-	844,430
Hygiene Kit	-	817,000
Sewing machine, accessories & fabrics	-	800,000
Training Center Rent	-	750,000
Collectivisation of adolescent girls and boys and establishment of adolescent club (include rent and operational cost)	-	701,158
Organize training/workshop/seminar as defined in methods	-	620,256
Active Citizen non residential Training	-	600,000
Qurbani cost	-	558,247
Clothing Items support for 180 HH:	-	545,940
Shelter up gradation	-	532,350
Educational Material Distribution for the Children (Khata, Pencil, Eraser, Pen, Geometry Box,)	-	515,709
Demonstration and dissemination of innovative and proven climate smart technologies	-	508,199
Improve Private Sector Sustainable, Access to Finance & Equitable WASH Service Delivery	-	485,964
Survival support for the climate & Disaster Victims	-	450,000
Centre start and Closing	-	450,000
Training for CNVs on (both new and existing) nutrition, dietary diversity, IYCF, health and hygiene and SRHR (total CNV 130	-	445,218
Update the business plan, increasing trade volume and service coverage and record keeping of community based entrepreneurs.	-	436,756
Transportation & other logistics cost	-	426,218
Develop Advocacy and Campaign Material	-	419,286
Operation Cost:	-	417,940
Training Venue & Accommodation	-	374,000
Material and Skill Labour Support i.e. bricks, bamboo,sand,compactor,(Durmu)	-	367,445
Training Materials	-	350,000
Training Manual Development	-	311,730
Identify local training needs (types of training) by conduct an assessment (time of total project period)	-	300,000

Particulars	As at 30 June	
	2022	2021
	BDT	BDT
Regular backstopping support to lead farmers, CLSP, PCA through regular planning and coordination meeting	-	294,141
Facilitate quarterly executive committee meeting in each of the producer groups to discuss overall production and marketing status, challenges and different social issues of the community.	-	291,568
Shelter repairing	-	290,000
Service delivery cost	-	275,166
Research and Publication	-	270,000
Water Tank for drinking water preservation(100L)	-	269,700
School Repairing	-	249,989
Shelter and Non-Food Items	-	249,000
Warehouse facilities cost (8 Upazilas for 3 months)	-	240,000
Quarterly meeting of upazila panni committee(31 members in each committee)	-	226,539
Land Mobilization Corner	-	222,000
Dialogue with selected MFIs through workshop/meeting for developing and testing customized financial products and equity for the small holders and micro entrepreneurs	-	216,566
Organise meetings in each clusters to support the producer groups to have their self-assessment for scale adoption of good practices and to take forward the learning in the follow on seasons.	-	216,145
Training, Meeting, Allowance & Advocacy and Campaign Material	-	215,480
Transportation loding and unloding	-	215,407
Protection including Gender Based Violence	-	212,000
Governance session for new PGs	-	206,685
Nutritious food for underprivileged covid patients	-	203,127
Inception Meeting with office of the Deputy Commissioner/local Government Authority.	-	190,066
Community consultation Workshops on BDP	-	189,915
Training for school children on nutrition, health and hygiene issues in collaboration with the governing bodies of selected schools	-	187,050
Pond disinfection	-	187,000
Quarterly meeting of the river basin committee	-	181,510
Climate change Assessment	-	178,253
Annual General Meeting of the Producer Groups	-	174,740
Training on Group Management and Leadership	-	172,527
Warehouse rental	-	168,000
Transportation of materials Visibility procurement and staff Security	-	167,921
Baby food	-	167,500
Repairing of tube-well at school and or Cyclone Shelter	-	159,017
Promote the use of digital technologies for demand aggregation and agricultural advisory services such as digital soil testing among the farmers and local supply chain actors through awareness building and campaigning at Producer group and Cluster level in collaboration with the local officials of relevant government department (DAE, DLS, DFO, DAM);	-	142,497
Procesing cost of Khasland and water bodies on permanent and temporary basis (average cost)	-	140,630
Flip Chart for Group Development & Awareness	-	139,821
Other Programme Support Costs	-	139,600
Orientation to relevant officials of MFIs and Lead Farmers on the process and procedures of new financial products.	-	137,767
Students Selection (Community Mobilization,Booth Operation,Trade Matching and Others)	-	126,958
Facilitate annual general meeting of adolescent clubs	-	125,625
Facilitating the affected people to process legal/policy/administrative requirement to claim compensation	-	123,250
Organise inecption workshop at Upazila level	-	119,491
Training Materials (Handout, Modules, Raw materiasl)	-	115,562

Particulars	As at 30 June	
	2022	2021
	BDT	BDT
Gender Impact Assessment	-	112,647
Base Line Survey	-	112,416
Packaging Cost	-	106,250
Staff security (PPE, Mask, gloves, hand sanitizers, goggles )	-	102,530
Emergency Ambulance Support	-	101,688
Covid test (Home)	-	101,085
. Net making support for Disable & Older people	-	100,000
Student Registration/Counselling	-	100,000
Quarterly coordination and planning meeting with CNVs for supporting them to develop household visit plan, defining issues for counselling and orienting them on updated Nutrition and SRH issues.	-	98,075
Community consultation meetings on BDP	-	94,891
Apeal to prime minister	-	94,810
Training on Khasland Management and Land law	-	89,606
Orientation on Project Objective, approach , strategies, planning, monitoring and reporting	-	84,865
Distribution of chicken, feed, veterinary services and silos	-	84,770
Training on group management and leadership	-	84,078
Training on women's rights and inheritance law	-	84,078
Training on access to social safety net service	-	84,041
Training on Kashland management and land law	-	83,970
Covid test (Hospital)	-	81,200
Publication (brochure, pamphlet, poster, annual report etc.)	-	80,730
Distribution Cost	-	77,500
Land Support	-	75,000
Distribution, load, unload, volunteer cost	-	75,000
Cash transfer charge (Mobile SIM Cost for HH)	-	74,700
Social Action project cost	-	70,000
Workshop on Gender assessment of water logging	-	66,405
Meeting of youth Paani committee of Tala & Paikgacha upazila with BWDB and department of women affairs officials and local political leaders	-	66,215
Job Placement	-	65,245
Booth Operation Management	-	65,000
Annual general meeting of the upazila panni committee	-	65,000
Oxymeter for Covid postive patients	-	63,240
Distribution aman paddy seeds	-	62,455
Refresher training for farmers (e.g., goat rearing, feeding system, housing management, etc.)	-	62,085
Gurdian Coordination Meeting	-	57,500
Sewing & Tailoring training	-	57,500
School/College level Mobilization campaign for creating awareness within society through youths	-	57,100
Assesment & Certification	-	56,045
Sensitization on WASH rights on community level, consultation, courtyard meetings and at schools (teachers)	-	54,236
Translation of BDP	-	52,200
Organize stakeholder meeting with 2 districts & 8 upazilas for project implementation & input distribution plan to identified HH	-	50,885
Quarterly meeting of Youth Committee with Government Official	-	50,722
Mask, hand sanitizer, hadwasing point	-	54,619
Supporting Financial Institutes for adopting and scaling up .piloted customized financial products for the small holder farmers and micro entrepreneurs.	-	52,519
Publication Resurch	-	50,700
Orientation-Student/Gurdian	-	50,000
Publish four poster on SRBM and peoples issue	-	50,000
Formation of Union Gonounayan Federation (GUF) of primary organizations	-	49,640
Quarterly Meeting of Union GUF	-	49,640
Implementing school WASH programs ensuring proper dessimination of the WASH message through students and teachers.	-	48,275

Particulars	As at 30 June	
	2022	2021
	BDT	BDT
Banner, festoon, leaflate	-	45,347
Health and Hygiene material for Staff (Soap, mask, sanitizer etc.)	-	49,844
Capacity Building Workshop on Gender and Climate Change	-	45,560
ToT on WASH data management trainings to Uttaran Staffs	-	48,999
Advocacy for TRM	-	43,680
Press conference in Khulna we bring 5 members from Each committees and organize the press conference.	-	42,850
Organise days observation, celebration of relevant national and international days to raise greater awareness	-	42,734
Distribution of Micro-Gardening Kits (Seed, Vermicompost, spade and silo) to extreme poor farmers (inclusive or technical orientation)	-	42,380
Community follow up meeting	-	42,000
COVID-19 related persuasion Meeting with GoB at upazila level	-	41,494
Warehouse Maintenance/Utilities/Electricity bill	-	40,205
Learner photograph (500 learner)	-	40,000
Workshop with the Upazila & district Admin & Ministry of Water resource	-	38,600
Vaccination(six Month after), deworming( four months after), treatment & breeding(both as per need)	-	36,286
Helvetas Operation cost- M&E and Finance	-	35,000
Human chain	-	34,985
Supervision of community work	-	34,891
Receive & storing material	-	34,870
Worker mobilization	-	34,745
Formation of youth groups in Kapotakho	-	34,150
Representation meeting with GED	-	33,250
Dialogue with local political leader andelected represeutatiues with youth committee	-	33,220
Representation Meeting of shibsha river basin paani committee and youth committee to Ministry of water resources and to department of disaster management.	-	33,200
Human chain	-	33,060
Job Placement Cost	-	32,333
Signboard setup with still frame	-	30,550
Organize Four Human Chain and Memorandum Submission	-	30,012
Community mobilizer salary	-	30,000
Campaign Material	-	28,530
online press conference	-	28,405
Memorandum Submission	-	28,405
Leaflet	-	28,405
Infograph on Covid-19 disaster and woman	-	28,310
Hand Mike cost	-	28,000
Formation of Upazila Bhumi Committee	-	27,448
Quarterly Committee Meeting of Upazila Bhumi Committee	-	27,448
Work shop for TRM	-	26,500
Workshop with the media personel	-	25,000
Published NewsLetter (3+3) In Bangla (Nodi) and English (Rivers and Community)	-	25,000
Yearly project planning adjustment meeting	-	24,815
Workshop with Media at Upazila level: Khasland and inheritance Rights:	-	24,590
Support children to have access to the mainstream government and non-government education institutions	-	24,577
Staff and Volunteer Security ( PPE,Mask,Gloves,Hand Sanitizers	-	24,230
Three dialogue with elected	-	23,320
Booth operation committee orientation	-	22,000
Local Staffs orientation on project planning and strategic implementation	-	21,337
Orientation on Gender and Climate Change to local TV & Print Media	-	21,250
Distribution of Fish feed	-	21,201
Program coordination at local level	-	20,399
Monthly project coordination meeting	-	19,604

Particulars	As at 30 June	
	2022	2021
	BDT	BDT
Field visit to draw map of poor coasial embankments in paikgacha upazila	-	19,000
ICVGD Inception and Project Briefing Session at Upazila Level.	-	19,000
Annual general meeting (AGM) of the central panni committee	-	18,230
Banner, Festun, Beneficiaries Card	-	17,155
Internship (Conveyance,communication,monitoring)	-	16,826
Quarterly meeting of the central panni committee (51 Members)	-	16,298
Cheque Received ( PD Office) 4 Cheque	-	16,150
Mike announcement	-	15,000
Data collection MIS cell	-	15,000
Submission of map to local and national government	-	14,155
Cordination meeting affected people and administrative officials to discussed problem and remedies to expedite compensation process (One coordination meeting every year)	-	14,050
Organised Four Public sharing meeting	-	13,980
Program monitoring & reporting	-	13,609
Agreement signature	-	13,360
Basic orientation and ICVGD Beneficiary Selection Process to Programme Staff.	-	13,000
Medical Camps and medicine supply to vulnerable people	-	12,955
Capacity enhancing activities aimed at women and social excluded at community level leading to enhanced skills like negotiation, consultation, financial management and decision making (Mother gathering and court yard meeting)	-	12,780
Quarterly Local NGOs & CSOs Coordination meeting	-	12,592
Support education services for the children involved in hazardous work	-	12,556
COVID-19 related persuasion Meeting with GoB at District level	-	12,300
Students Enlistment	-	12,000
Formation of Upazila GUF	-	11,800
Quarterly Meeting of Upazila GUF	-	11,800
Bi monthly meeting of UMCC	-	10,807
Staff capacity development	-	10,535
Poster printing	-	10,200
Follow up training to staff on Group leadership and management/ Safe Water Management/ Sanitation/ Hygiene	-	9,852
Meeting with UMCC on the identified issues	-	9,020
Community based monitoring	-	9,000
Enabling the community platforms for active lobbying and consequent monitoring that inclusion of women and social excluded are adequately indicated in WASH strategic plans	-	9,000
National and International Day Observation in Partnership with GoB:	-	7,494
Advocacy with national government to reformulate polices and laws through networking with like-minded organizations	-	6,782
Quererly Project activities sharing and trobule shoting meeting	-	6,640
Quererly Project staff coordination meeting for all offices Staff	-	5,612
Beneficiary Information Survey-1 org	-	5,000
Meeting with lolcal represtative and school teacher	-	5,000
Staff Training	-	4,983
Training Expenses	-	3,200
Monthly Staff Coordination Meeting	-	2,356
Quarterly overall project coordination meetings	-	295
<b>Total</b>	<b>127,457,949</b>	<b>229,812,235</b>

**27. Administrative expenses**

House rent/office rent	7,006,319	6,328,709
Travel, lodging and perdiem	6,181,277	5,787,888
Fuel and maintenance for Motor Cycle	2,208,141	3,381,266
Communication	2,038,628	2,055,817
Audit fee/monitoring	1,269,955	712,385
Office repair and maintenance	1,069,840	1,264,723
Electricity and other utilities	1,050,468	955,055
Stationery	987,152	1,059,193

Particulars	As at 30 June	
	2022	2021
	BDT	BDT
Repair & Maintenance (Jeep & Pic Up)	688,462	1,012,595
Office supplies and maintenance	682,808	458,308
Cookeries	617,708	-
ROSC Training	516,150	-
Dhaka office expenses	490,954	92,966
Central management cost	462,108	451,176
Miscellaneous/cleaning materials	456,379	1,419,437
Oxygen Cylinder	402,500	-
Legal expenses	400,470	269,205
Project writing	353,081	146,240
Staff meeting and refreshment	268,772	591,171
Project approval	241,300	61,816
Oxytherapy Set	224,250	-
Publication	221,570	117,440
VGD program expenses	220,540	129,782
News paper	216,096	42,946
Medical support	212,387	136,219
Graphics	200,000	-
Bridge/Curivert Bulding	195,460	-
Photocopy	179,396	194,900
Entertainment	169,429	181,188
Rebet expenses	151,696	52,980
TAX Token Red Jeep	141,995	-
DG/DC/UNO meeting	135,000	91,622
Court case support	134,900	161,676
Registration/Renewal/MRA annual/Credit rating fee	123,394	162,922
Income tax payment	122,500	122,452
Face Mask for Adult	121,244	-
Annual report	117,000	3,060
Internet/email bill	114,960	133,760
Printing cost for office papers	103,455	71,650
Samokal school	100,000	100,000
Tala library	97,655	43,769
AC repair	86,957	4,000
Diary Purchase	85,000	-
Repair and maintenance	80,508	129,112
IDRT Maintenance Cost	70,940	211,867
Web site bill	64,840	77,856
Day observation	53,198	79,569
Demand Tax	48,746	-
Oxygen Purchase	45,000	318,537
Eid-ul-Azha	45,000	-
Local Meeting	41,680	-
Monthly staff coordination meeting	39,454	20,298
Fuel for Pajero jeep & Pic up	37,461	245,096
Wi-Fi expenses	35,750	87,679
Water bill	31,975	32,091
Panni Committee Meeting	31,000	-
Shishutirtho Support	30,000	72,000
Tranlation Cost	27,787	-
Cylinder Carrying Trolley	27,168	-
Food cost (Dhaka)	24,380	-
BD Jobs. Com	23,851	-
Postage and courier	23,225	16,931
Consultancy	20,000	14,485
Tree sale support	18,000	7,103
Zoom Meeting	16,000	17,250
EC/GB meeting	14,000	28,551
Computer repair and maintenance	13,700	19,313
Training and staff development	12,950	-
Disinfection Charge	11,881	-
Land Mutation	11,500	-
Land case support	11,300	67,400
VAT and Tax payment	10,588	5,550



Particulars	As at 30 June	
	2022	2021
	BDT	BDT
TRM cost	10,000	20,512
Agriculture purpose expenses	9,429	-
Motorcycle repair & maintenance cost	7,704	6,005
Staff recruitment cost	6,975	58,146
Administrative expenses	6,950	550,646
Tonner for Printer & Photostat Machine	4,950	9,320
Online charge	3,135	43,915
Adult Nasal Cannula	2,587	-
Dish bill	2,400	39,900
Medical Gas	1,893	-
Wages Paid	1,000	4,500
Transport Oxygen Syllinder	604	-
Scholarship (Muktijoddhaya College)	-	564,900
Staff Sefty & security Material (COVID-19)	-	550,656
Relief Distribution-2020	-	438,438
Corona relief 2020	-	376,690
Food Package distribution	-	215,999
External and internal monitoring	-	136,722
Video documents	-	131,556
Volunteer Honorarium	-	97,500
Field visit cost	-	81,137
Assessment cost	-	76,028
Monitoring cost for management staff	-	67,935
Security Money Refund	-	60,476
Cyclone YAAS Expenses	-	50,000
Sponsorship Uddipon	-	50,000
Hygiene Material	-	44,440
Desk Calendar	-	43,000
Generator repair & maintenance	-	42,540
Janitorial Service, office operation, maintenance & others	-	40,325
Surgical Mask	-	36,300
Cheque processing cost	-	33,200
Festoon	-	32,500
UNICEF Visit	-	28,200
Jatpur Bazar development	-	25,000
Staff orientation meeting	-	19,850
EDUCO Meeting	-	18,849
Student stipend (Shishutirtho)	-	17,000
Pipe Line water Support	-	15,000
Press Conference	-	15,000
MSF Meeting expenses	-	14,943
Tala office cost	-	13,925
World Bank visit	-	12,500
Meeting with UNDP	-	12,383
Journalist Meeting	-	10,000
Winterisation Support	-	10,000
Fuel for generator	-	8,630
Carrying cost	-	7,300
Advertisement	-	7,195
Truck Fare	-	6,800
FGD Cost	-	5,500
Printer repair	-	5,250
Survey Cost	-	5,164
IT consultancy	-	5,000
Student Survey	-	4,750
BC CC Teacher Honorarium	-	4,080
Grant refund	-	3,257
Police Variation	-	3,000
Visitor Meeting (Christian Aid)	-	2,000
Van repair IDRT	-	1,121
Anti virus software	-	610
<b>Total</b>	<b>31,846,865</b>	<b>33,426,997</b>

Particulars	As at 30 June	
	2022	2021
	BDT	BDT
<b>28. Bank charge</b>		
Micro Credit Program (MCP)	204,887	143,579
Uttaran general fund	46,922	111,016
SIMAVI WASH Project	15,418	9,528
SEIP Project	8,849	8,255
APROTIRODHO Project	8,693	9,770
Efficient and Accountable Local Governance (EALG) Project	8,624	-
River Basin Project	7,410	4,292
SaFAL Project	7,199	7,370
AMAR Project	5,533	5,411
BSRM Water Support Project	4,937	5,050
IDCOL Biogas and Bio-fertilizer Program	3,763	6,066
STEP Project	3,288	-
SFP Project	2,735	9,151
Financial Inclusion Improves Sanitation and Health (Finish) Mondial Project of Kalaroa Municipality under Satkhira District (Finish Mondial-DGIS) Bangladesh.	1,984	-
UMIMCC	1,330	2,845
Education Project	1,149	1,150
Strengthening Disaster Resilience at School	1,120	-
Locally Led Disaster Reduction in the Bangladesh Coastal Region Project	862	-
VSP Project	575	2,301
PRODIGY Project	-	690
VGD Project	-	385
Cummins Education in Emergency Project	-	765
BGD Cyclone Amphan Response Project (Shelter Repeating & Cash for Work)	-	60
Disaster Response and Recovery Facility COVID 19 Crisis Response(DRRF) Project	-	17,398
Sustainable River Basin Management Project for Shibsha River.	-	4,552
Staff Reserve Fund	-	4,174
Covid 19 Response: Emergency Support for extreme poor communities.	-	3,097
Emergency support to extremely vulnerable and high-risk households with life-saving support through agriculture livelihood and cash for work assistance in the Cyclone Amphan-Affected Areas"	-	2,340
Prevention and Elimination of Hazardous Form of Child Labour in Coastal Areas of Bangladesh	-	2,028
<b>Total</b>	<b>335,278</b>	<b>361,273</b>



**Uttaran**

**Details of consolidated property, plant and equipment**

For the year ended 30 June 2022

Particulars	Cost			Rate (%)	Depreciation		Written down value at 30 June 2022		
	Balance at 1 July	Addition during the year	Disposal/ Adjustment during the year		Total at 30 June	Upto 1 July		Adjustment during the year	Charge for the year
	BDT	BDT	BDT		BDT	BDT	BDT	BDT	BDT
<b>General Fund</b>									
Land	65,010,524	2,562,673	-	-	-	-	-	-	67,573,197
Motor cycle	6,476,470	395,700	-	20	6,476,470	-	395,700	-	6,872,170
Furniture and fixture	4,415,430	-	4,415,430	10	4,415,430	4,415,430	-	-	-
Trade school furniture	385,000	-	-	10	385,000	-	38,500	-	269,500
Trade school equipment	315,000	-	-	10	315,000	-	31,500	-	220,500
Tailoring machine	21,320	-	21,320	20	21,320	21,320	-	-	-
Gas silinder	71,350	-	71,350	20	71,350	71,350	-	-	-
Construction	1,476,099	-	-	5	921,383	-	73,805	-	995,188
Fan	55,490	-	55,490	20	55,490	55,490	-	-	-
Microbus, car and minibus	1,051,219	-	1,051,219	20	1,471,707	1,051,219	(420,488)	-	-
Jeep	3,980,280	-	-	20	2,388,168	-	796,056	-	3,184,224
Library book	27,463	-	-	5	21,139	27,463	1,373	-	22,512
Building	24,495,089	-	-	5	14,465,931	-	1,224,754	-	15,690,685
Training centre building	46,037,207	-	-	5	28,701,041	-	2,301,860	-	31,002,901
Bi-cycle	237,670	-	237,670	20	237,670	237,670	-	-	-
Fishing net	40,000	-	40,000	10	40,000	40,000	-	-	-
Deep Tubewell	30,000	-	30,000	20	30,000	30,000	-	-	-
Pond	154,350	-	-	5	136,857	-	7,718	-	144,575
Office equipment	1,652,511	-	1,652,511	20	1,652,511	1,652,511	-	-	-
Computer and printer	3,270,655	-	3,270,655	20	3,270,655	3,270,655	-	-	-
Generator and IPS	92,000	-	92,000	20	92,000	92,000	-	-	-
Engine purchase (Pajero)	90,000	-	90,000	20	90,000	90,000	-	-	-
Land rent/ Dakhila cost	105,000	-	105,000	20	105,000	105,000	-	-	-
Mobile set	213,605	-	213,605	20	213,605	213,605	-	-	-
Multimedia	223,000	-	223,000	20	223,000	223,000	-	-	-
Office station (siting box)	478,720	-	478,720	20	478,720	478,720	-	-	-
Photostat	130,000	-	130,000	20	130,000	130,000	-	-	-
Transformer Installation	587,578	-	587,578	20	822,609	587,578	(235,031)	-	-
IDRT Construction	171,421	-	171,421	20	239,989	171,421	(68,568)	-	-
Boat	29,500	-	29,500	20	29,500	29,500	-	-	-
TV	48,400	-	48,400	20	48,400	48,400	-	-	-
Air conditioner	1,194,034	211,900	1,194,034	20	1,194,034	1,194,034	42,380	-	169,520
Internet modem	25,215	-	25,215	20	25,215	25,215	-	-	-
Scanner	5,770	-	5,770	20	5,770	5,770	-	-	-
Croceries	6,245	-	6,245	20	6,245	6,245	-	-	-
Freeze	66,640	-	66,640	20	66,640	66,640	-	-	-
Glass for Partition	60,000	-	60,000	20	60,000	60,000	-	-	-
Guard Room	82,697	-	-	10	16,195	-	8,270	-	24,464
Laptop	152,325	-	-	20	30,465	-	30,465	-	60,930
Printer	16,000	-	-	20	3,200	-	3,200	-	9,600
Desktop Computer	15,800	-	-	20	3,160	-	3,160	-	9,480
Ambulance	-	747,000	-	20	747,000	-	149,400	-	149,400
Projector Machine	-	30,500	-	20	30,500	-	6,100	-	24,400
<b>Total General Fund</b>	<b>162,997,077</b>	<b>3,947,773</b>	<b>14,372,773</b>		<b>68,680,869</b>	<b>14,372,773</b>	<b>4,390,154</b>	<b>58,698,250</b>	<b>93,873,827</b>

**Uttaran**  
Details of consolidated property, plant and equipment  
For the year ended 30 June 2022

Particulars	Cost			Rate (%)	Depreciation			Written down value at 30 June 2022		
	Balance at 1 July	Addition during the year	Disposal/Adjustment during the year		Total at 30 June	Upto 1 July	Adjustment during the year		Charge for the year	Total to June
<b>Micro Credit</b>										
Land and development	25,323,256	-	-	25,323,256	-	-	-	25,323,256		
Furniture and fixture	1,289,014	-	-	1,289,014	10	128,901	128,901	402,933		
Office building	306,956	-	-	306,956	5	15,348	15,348	117,660		
Computer & accessories	708,923	-	-	708,923	20	141,785	141,785	139,844		
Computer software	280,000	-	-	280,000	20	39,114	39,114	280,000		
Office equipment		-	-	533,678	20	106,736	106,736	4,629		
<b>Total micro credit</b>	<b>28,441,827</b>	-	-	<b>28,441,827</b>		<b>431,884</b>	<b>431,884</b>	<b>25,988,322</b>		

**Projects**

<b>SEMPTI</b>								
Furniture and fixture	1,781,054	-	1,781,054	10	1,781,054	1,781,054	-	-
Book self and file cabinet	52,756	-	52,756	10	52,756	52,756	-	-
Modem	72,000	-	72,000	20	72,000	72,000	-	-
Mobile phone set	40,600	-	40,600	20	40,600	40,600	-	-
Computer and equipment	1,202,141	-	1,202,141	20	1,202,141	1,202,141	-	-
Laptop	212,100	-	212,100	20	212,100	212,100	-	-
Electric fan	12,740	-	12,740	20	12,740	12,740	-	-
Photo scanner	39,288	-	39,288	20	39,288	39,288	-	-
Vehicles	8,608,039	-	8,608,039	20	8,608,039	8,608,039	-	-
<b>Sub total</b>	<b>12,020,718</b>	-	<b>12,020,718</b>		<b>12,020,718</b>	<b>12,020,718</b>	-	-

**APAR**

Bi-cycle	384,440	-	384,440	20	384,440	384,440	-	-
Furniture and fixture	263,894	-	263,894	10	263,894	263,894	-	-
Modem	12,000	-	12,000	20	12,000	12,000	-	-
Motor cycle	322,800	-	322,800	20	322,800	322,800	-	-
Computer and printer	119,000	-	119,000	20	119,000	119,000	-	-
<b>Sub total</b>	<b>1,102,134</b>	-	<b>1,102,134</b>		<b>1,102,134</b>	<b>1,102,134</b>	-	-

**REOPA**

Bi-cycle	6,400	-	6,400	20	6,400	6,400	-	-
Furniture and fixture	54,960	-	54,960	10	54,960	54,960	-	-
Computer and printer fan	71,860	-	71,860	20	71,860	71,860	-	-
	6,600	-	6,600	20	6,600	6,600	-	-
White and display board	45,000	-	45,000	10	45,000	45,000	-	-
<b>Sub total</b>	<b>184,820</b>	-	<b>184,820</b>		<b>184,820</b>	<b>184,820</b>	-	-





Utteran

Details of consolidated property, plant and equipment  
For the year ended 30 June 2022

Particulars	Cost			Rate (%)	Depreciation		Written down value at 30 June 2022			
	Balance at 1 July	Addition during the year	Disposal/ Adjustment during the year		Total at 30 June	Upto 1 July		Adjustment during the year	Charge for the year	Total to June
	BDT	BDT	BDT		BDT	BDT		BDT	BDT	BDT
<b>AFP</b>										
Bi-cycle	20,500	-	20,500	20	20,500	20,500	-	-	-	
<b>Sub total</b>	<b>20,500</b>	<b>-</b>	<b>20,500</b>		<b>20,500</b>	<b>20,500</b>	<b>-</b>	<b>-</b>	<b>-</b>	
<b>DA</b>										
Motor cycle	105,200	-	105,200	20	105,200	105,200	-	-	-	
Furniture and fixture	20,620	-	20,620	10	20,620	20,620	-	-	-	
Computer	40,000	-	40,000	20	40,000	40,000	-	-	-	
Digital camera	21,000	-	21,000	20	21,000	21,000	-	-	-	
Mobile set	8,610	-	8,610	20	8,610	8,610	-	-	-	
<b>Sub total</b>	<b>195,430</b>	<b>-</b>	<b>195,430</b>		<b>195,430</b>	<b>195,430</b>	<b>-</b>	<b>-</b>	<b>-</b>	
<b>ASEH</b>										
Cellular phone	11,410	-	11,410	20	11,410	11,410	-	-	-	
Furniture and fixture	60,284	-	60,284	10	60,284	60,284	-	-	-	
Celling fan	3,700	-	3,700	20	3,700	3,700	-	-	-	
Computer and printer	61,530	-	61,530	20	61,530	61,530	-	-	-	
UPS	6,650	-	6,650	20	6,650	6,650	-	-	-	
<b>Sub total</b>	<b>143,574</b>	<b>-</b>	<b>143,574</b>		<b>143,574</b>	<b>143,574</b>	<b>-</b>	<b>-</b>	<b>-</b>	
<b>SIDR</b>										
Motor cycle	203,200	-	203,200	20	203,200	203,200	-	-	-	
Furniture and fixture	210,889	-	210,889	10	210,889	210,889	-	-	-	
Celling fan	12,000	-	12,000	20	12,000	12,000	-	-	-	
Computer and printer	184,817	-	184,817	20	184,817	184,817	-	-	-	
Cellular phone	40,847	-	40,847	20	40,847	40,847	-	-	-	
Digital camera	2,300	-	2,300	20	2,300	2,300	-	-	-	
Bedding for staff member	82,536	-	82,536	20	82,536	82,536	-	-	-	
Gas stove and utensil	15,893	-	15,893	20	15,893	15,893	-	-	-	
Fire cycler	9,750	-	9,750	10	9,750	9,750	-	-	-	
File cabinet	24,245	-	24,245	20	24,245	24,245	-	-	-	
Motor cycle	101,600	-	101,600	20	101,600	101,600	-	-	-	
<b>Sub total</b>	<b>888,077</b>	<b>-</b>	<b>888,077</b>		<b>888,077</b>	<b>888,077</b>	<b>-</b>	<b>-</b>	<b>-</b>	
<b>IDRT</b>										
IDRT construction	6,931,627	-	6,931,627	10	6,931,627	6,931,627	-	-	-	
<b>Sub total</b>	<b>6,931,627</b>	<b>-</b>	<b>6,931,627</b>		<b>6,931,627</b>	<b>6,931,627</b>	<b>-</b>	<b>-</b>	<b>-</b>	

Uttaran

Details of consolidated property, plant and equipment  
For the year ended 30 June 2022

Annex A  
5/12

Particulars	Cost			Rate (%)	Depreciation			Written down value at 30 June 2022		
	Balance at 1 July	Addition during the year	Disposal/ Adjustment during the year		Total at 30 June	Upto 1 July	Adjustment during the year		Charge for the year	Total to June
<b>ASEH</b>										
Motor cycle	352,800	-	352,800	20	352,800	352,800	-	-		
Furniture and fixture	47,590	-	47,590	10	47,590	47,590	-	-		
Mobile set	14,110	-	14,110	20	14,110	14,110	-	-		
Bicycle	95,160	-	95,160	20	95,160	95,160	-	-		
Computer and printer	131,647	-	131,647	20	131,647	131,647	-	-		
<b>Sub total</b>	<b>641,307</b>	<b>-</b>	<b>641,307</b>		<b>641,307</b>	<b>641,307</b>	<b>-</b>	<b>-</b>		
<b>Ethnic</b>										
Motor cycle	660,000	-	660,000	20	660,000	660,000	-	-		
Furniture and fixture	486,702	-	486,702	10	473,612	-	13,090	486,702		
Digital camera	23,000	-	23,000	20	23,000	23,000	-	-		
Celling fan	45,930	-	45,930	20	45,930	45,930	-	-		
Mobile phone set	33,250	-	33,250	20	33,250	33,250	-	-		
Bicycle	20,000	-	20,000	20	20,000	20,000	-	-		
Computer and printer	115,000	-	115,000	20	115,000	115,000	-	-		
<b>Sub total</b>	<b>1,383,882</b>	<b>-</b>	<b>897,180</b>		<b>1,370,792</b>	<b>897,180</b>	<b>13,090</b>	<b>486,702</b>		
<b>SIMAVI</b>										
Motor cycle	1,654,232	-	1,654,232	20	1,654,232	1,654,232	-	-		
Furniture and fixture	713,917	-	713,917	10	713,917	713,917	-	-		
Digital camera	25,900	-	25,900	20	25,900	25,900	-	-		
Celling fan	42,446	-	42,446	20	42,446	42,446	-	-		
Modem for internet cone	3,270	-	3,270	20	3,270	3,270	-	-		
Photo copier	85,280	-	85,280	20	85,280	85,280	-	-		
Bicycle	126,575	-	126,575	20	126,575	126,575	-	-		
Computer and printer	671,367	-	671,367	20	671,367	671,367	-	-		
<b>Sub total</b>	<b>3,322,987</b>	<b>-</b>	<b>3,322,987</b>		<b>3,322,987</b>	<b>3,322,987</b>	<b>-</b>	<b>-</b>		
<b>PLB</b>										
Office equipment	235,115	-	235,115	20	235,115	235,115	-	-		
Furniture and fixture	82,384	-	82,384	10	82,384	82,384	-	-		
<b>Sub total</b>	<b>317,499</b>	<b>-</b>	<b>317,499</b>		<b>317,499</b>	<b>317,499</b>	<b>-</b>	<b>-</b>		
<b>ASIA</b>										
Furniture and fixture	61,862	-	61,862	10	61,862	61,862	-	-		
<b>Sub total</b>	<b>61,862</b>	<b>-</b>	<b>61,862</b>		<b>61,862</b>	<b>61,862</b>	<b>-</b>	<b>-</b>		
<b>Legal Aid</b>										
Furniture and fixture	816,617	-	816,617	10	544,181	-	81,662	625,843		
<b>Sub total</b>	<b>816,617</b>	<b>-</b>	<b>816,617</b>		<b>544,181</b>	<b>-</b>	<b>81,662</b>	<b>190,774</b>		
<b>Sub total</b>	<b>816,617</b>	<b>-</b>	<b>816,617</b>		<b>544,181</b>	<b>-</b>	<b>81,662</b>	<b>190,774</b>		

Uttaran

Details of consolidated property, plant and equipment  
For the year ended 30 June 2022

Annex A  
6/12

Particulars	Cost			Rate (%)	Depreciation			Written down value at 30 June 2022		
	Balance at 1 July	Addition during the year	Disposal/ Adjustment during the year		Total at 30 June	Upto 1 July	Adjustment during the year		Charge for the year	Total to June
	BDT	BDT	BDT		BDT	BDT	BDT		BDT	BDT
<b>VGd</b>										
Furniture and fixture	6,390	-	-	6,390	10	5,432	-	639	6,071	319
<b>Sub total</b>	<b>6,390</b>	<b>-</b>	<b>-</b>	<b>6,390</b>		<b>5,432</b>	<b>-</b>	<b>639</b>	<b>6,071</b>	<b>319</b>
<b>SEST</b>										
Furniture and fixture	161,016	-	-	161,016	10	144,916	-	16,100	161,016	-
<b>Sub total</b>	<b>161,016</b>	<b>-</b>	<b>-</b>	<b>161,016</b>		<b>144,916</b>	<b>-</b>	<b>16,100</b>	<b>161,016</b>	<b>-</b>
<b>CRP</b>										
Internet modem	7,830	-	7,830	-	20	7,830	7,830	-	-	-
Furniture and fixture	54,827	-	-	54,827	10	50,580	-	4,247	54,827	-
Computer	53,111	-	53,111	-	20	53,111	53,111	-	-	-
Laptop	199,840	-	199,840	-	20	199,840	199,840	-	-	-
Motor cycle	480,124	-	480,124	-	20	480,124	480,124	-	-	-
<b>Sub total</b>	<b>795,732</b>	<b>-</b>	<b>740,905</b>	<b>54,827</b>		<b>791,485</b>	<b>740,905</b>	<b>4,247</b>	<b>54,827</b>	<b>-</b>
<b>Education</b>										
Land	890,300	-	-	890,300	-	-	-	-	-	890,300
Furniture and fixture	61,500	-	-	61,500	10	43,050	-	6,150	49,200	12,300
<b>Sub total</b>	<b>951,800</b>	<b>-</b>	<b>-</b>	<b>951,800</b>		<b>43,050</b>	<b>-</b>	<b>6,150</b>	<b>49,200</b>	<b>902,600</b>
<b>CSISA</b>										
Furniture and fixture	43,893	-	-	43,893	10	35,114	-	4,389	39,503	4,390
Computer	141,900	-	141,900	-	20	141,900	141,900	-	-	-
Laptop	30,500	-	30,500	-	20	30,500	30,500	-	-	-
Digital camera	21,500	-	21,500	-	20	21,500	21,500	-	-	-
Multimedia	75,430	-	75,430	-	20	75,430	75,430	-	-	-
<b>Sub total</b>	<b>313,223</b>	<b>-</b>	<b>269,330</b>	<b>43,893</b>		<b>304,444</b>	<b>269,330</b>	<b>4,389</b>	<b>39,503</b>	<b>4,390</b>
<b>ADRRCCA</b>										
Furniture and fixture	65,160	-	-	65,160	10	51,847	-	6,516	58,363	6,797
Computer	83,280	-	83,280	-	20	83,280	83,280	-	-	-
Laptop	53,000	-	53,000	-	20	53,000	53,000	-	-	-
Digital camera	22,568	-	22,568	-	20	22,568	22,568	-	-	-
Motor cycle	310,687	-	310,687	-	20	310,687	310,687	-	-	-
<b>Sub total</b>	<b>534,695</b>	<b>-</b>	<b>469,535</b>	<b>65,160</b>		<b>521,382</b>	<b>469,535</b>	<b>6,516</b>	<b>58,363</b>	<b>6,797</b>





Uttaran

Details of consolidated property, plant and equipment  
For the year ended 30 June 2022

Annex A  
7/12

Particulars	Cost			Rate (%)	Depreciation			Written down value at 30 June 2022		
	Balance at 1 July	Addition during the year	Disposal/Adjustment during the year		Total at 30 June	Upto 1 July	Adjustment during the year		Charge for the year	Total to June
	BDT	BDT	BDT		BDT	BDT	BDT		BDT	BDT
<b>APARAJEO</b>										
Furniture and fixture	294,644	-	-	294,644	10	236,977	-	29,464	266,441	28,203
Printer	59,488	-	59,488	-	20	59,488	59,488	-	-	-
Laptop	192,320	-	192,320	-	20	192,320	192,320	-	-	-
Digital camera	35,820	-	35,820	-	20	35,820	35,820	-	-	-
Motor cycle	275,250	-	275,250	-	20	275,250	275,250	-	-	-
<b>Sub total</b>	<b>857,522</b>	<b>-</b>	<b>562,878</b>	<b>294,644</b>		<b>799,855</b>	<b>562,878</b>	<b>29,464</b>	<b>266,441</b>	<b>28,203</b>
<b>SIMAVI</b>										
Laptop	47,775	-	47,775	-	20	57,330	47,775	(9,555)	-	-
<b>Sub total</b>	<b>47,775</b>	<b>-</b>	<b>47,775</b>	<b>-</b>		<b>57,330</b>	<b>47,775</b>	<b>(9,555)</b>	<b>-</b>	<b>-</b>
<b>CRPAP</b>										
Furniture and fixture	1,149,025	-	-	1,149,025	10	822,050	-	114,903	936,953	212,072
Computer (desktop)	1,617,840	-	1,617,840	-	20	1,617,840	1,617,840	-	-	-
Scanner	220,845	-	220,845	-	20	220,845	220,845	-	-	-
IPS	94,520	-	94,520	-	20	94,520	94,520	-	-	-
GPS	177,071	-	177,071	-	20	177,071	177,071	-	-	-
printer	119,681	-	119,681	-	20	119,681	119,681	-	-	-
Motor cycle	3,408,743	-	3,408,743	-	20	3,408,743	3,408,743	-	-	-
Digital camera	896,813	-	896,813	-	20	896,813	896,813	-	-	-
Multimedia	197,677	-	197,677	-	20	197,677	197,677	-	-	-
Air condition	415,200	-	415,200	-	20	415,200	415,200	-	-	-
Freeze	44,500	-	44,500	-	20	44,500	44,500	-	-	-
Electric fan	53,248	-	53,248	-	20	53,248	53,248	-	-	-
<b>Sub total</b>	<b>8,395,163</b>	<b>-</b>	<b>7,246,138</b>	<b>1,149,025</b>		<b>8,068,188</b>	<b>7,246,138</b>	<b>114,903</b>	<b>936,953</b>	<b>212,072</b>
<b>SAFAL</b>										
Furniture and fixture	995,225	-	-	995,225	10	755,537	-	99,523	855,060	140,165
Computer (desktop)	649,252	-	649,252	-	20	649,252	649,252	-	-	-
Laptop	627,595	-	627,595	-	20	627,595	627,595	-	-	-
printer	290,898	-	290,898	-	20	290,898	290,898	-	-	-
EDGM modem	28,328	-	28,328	-	20	28,328	28,328	-	-	-
Digital camera	104,969	-	104,969	-	20	104,969	104,969	-	-	-
Electric fan	150,892	-	150,892	-	20	150,892	150,892	-	-	-
Water filter	98,167	-	98,167	-	20	98,167	98,167	-	-	-
Motor cycle	5,829,000	-	5,829,000	-	20	5,829,000	5,829,000	-	-	-
IPS	194,508	-	-	194,508	20	116,706	-	38,902	155,608	38,900
<b>Sub total</b>	<b>8,968,834</b>	<b>-</b>	<b>7,779,101</b>	<b>1,189,733</b>		<b>8,651,344</b>	<b>7,779,101</b>	<b>138,425</b>	<b>1,010,668</b>	<b>179,065</b>



Uttaran

Details of consolidated property, plant and equipment  
For the year ended 30 June 2022

Annex A  
8/12

Particulars	Cost			Rate (%)	Depreciation			Written down value at 30 June 2022		
	Balance at 1 July	Addition during the year	Disposal/ Adjustment during the year		Total at 30 June	Upto 1 July	Adjustment during the year		Charge for the year	Total to June
<b>BGD ECHO HIP</b>										
Laptop	74,896	-	74,896	20	74,896	74,896	-	-		
Furniture and fixture	75,005	-	-	10	37,504	-	7,501	45,005		
<b>Sub total</b>	<b>149,901</b>	<b>-</b>	<b>74,896</b>		<b>112,400</b>	<b>74,896</b>	<b>7,501</b>	<b>45,005</b>		
<b>DIPICHO-VII</b>										
Furniture and fixture	99,873	-	-	10	79,898	-	9,987	89,885		
Computer (desktop)	55,120	-	55,120	20	55,120	55,120	-	-		
Laptop	52,000	-	52,000	20	52,000	52,000	-	-		
Digital camera	22,880	-	22,880	20	22,880	22,880	-	-		
Motor cycle	157,620	-	157,620	20	157,620	157,620	-	-		
<b>Sub total</b>	<b>387,493</b>	<b>-</b>	<b>287,620</b>		<b>367,518</b>	<b>287,620</b>	<b>9,987</b>	<b>89,885</b>		
<b>CLASSBD</b>										
Internet modem	22,431	-	22,431	20	22,431	22,431	-	-		
Furniture and fixture	551,422	-	-	10	385,995	-	55,142	441,137		
Computer (desktop)	335,886	-	335,886	20	335,886	335,886	-	-		
Laptop	214,864	-	214,864	20	214,864	214,864	-	-		
Photocopier	82,000	-	82,000	20	82,000	82,000	-	-		
Accounting software	109,200	-	109,200	20	109,200	109,200	-	-		
Printer for project office	55,000	-	55,000	20	55,000	55,000	-	-		
Digital camera	74,520	-	74,520	20	74,520	74,520	-	-		
Multimedia	132,000	-	132,000	20	132,000	132,000	-	-		
Cellular phone purchase	9,200	-	9,200	20	9,200	9,200	-	-		
Motor cycle	1,566,850	-	1,566,850	20	1,566,850	1,566,850	-	-		
Bi cycle	189,368	-	189,368	20	189,368	189,368	-	-		
<b>Sub total</b>	<b>3,342,741</b>	<b>-</b>	<b>2,791,319</b>		<b>3,177,314</b>	<b>2,791,319</b>	<b>55,142</b>	<b>441,137</b>		
<b>ERF</b>										
Internet modem	1,600	-	1,600	20	1,600	1,600	-	-		
Office equipment	9,850	-	9,850	20	9,850	9,850	-	-		
Laptop	52,983	-	52,983	20	52,983	52,983	-	-		
Printer for project office	12,705	-	12,705	20	12,705	12,705	-	-		
<b>Sub total</b>	<b>77,138</b>	<b>-</b>	<b>77,138</b>		<b>77,138</b>	<b>77,138</b>	<b>-</b>	<b>-</b>		
<b>Switch Asia</b>										
Furniture and fixture	134,473	-	-	10	107,578	-	13,447	121,025		
<b>Sub total</b>	<b>134,473</b>	<b>-</b>	<b>134,473</b>		<b>107,578</b>	<b>-</b>	<b>13,447</b>	<b>121,025</b>		



**Uttaran**

**Details of consolidated property, plant and equipment  
For the year ended 30 June 2022**

Annex A  
9/12

Particulars	Cost			Rate (%)	Depreciation			Written down value at 30 June 2022	
	Balance at 1 July	Addition during the year	Disposal/ Adjustment during the year		Upto 1 July	Adjustment during the year	Charge for the year		Total to June
<b>Land O Lakes</b>									
Computer (desktop)	480,059	-	480,059	20	480,059	480,059	-	-	
Scanner	4,606	-	4,606	20	4,606	4,606	-	-	
IPD TAB	48,650	-	48,650	20	48,650	48,650	-	-	
Digital camera	88,200	-	88,200	20	88,200	88,200	-	-	
Furniture and fixture	36,725	-	36,725	10	18,364	36,725	22,037	14,688	
Motor cycle	1,185,442	-	1,185,442	20	1,185,442	1,185,442	1	1,185,442	
Printer for project office	45,120	-	45,120	20	45,120	45,120	-	-	
<b>Sub total</b>	<b>1,888,802</b>	<b>-</b>	<b>1,888,802</b>	<b>-</b>	<b>1,870,440</b>	<b>666,635</b>	<b>3,674</b>	<b>1,207,479</b>	
<b>PRODIGY</b>									
Furniture and fixture	33,996	-	33,996	10	20,399	33,996	3,400	23,799	
<b>Sub total</b>	<b>33,996</b>	<b>-</b>	<b>33,996</b>	<b>-</b>	<b>20,399</b>	<b>-</b>	<b>3,400</b>	<b>10,197</b>	
<b>River Basin</b>									
Motor cycle	965,884	-	965,884	20	777,582	965,884	188,302	965,884	
Digital camera	33,760	-	33,760	20	20,256	33,760	6,752	27,008	
<b>Sub total</b>	<b>999,644</b>	<b>-</b>	<b>999,644</b>	<b>-</b>	<b>797,838</b>	<b>-</b>	<b>195,054</b>	<b>992,892</b>	
<b>CCR</b>									
Internet Modem	-	-	-	20	-	-	-	-	
Furniture and fixture	21,000	-	21,000	10	10,500	21,000	2,100	12,600	
Computer (desktop)	38,000	-	38,000	20	38,000	38,000	1	38,000	
Laptop	188,400	-	188,400	20	188,400	188,400	-	188,400	
Printer for project Office	17,100	-	17,100	20	17,100	17,100	-	17,100	
<b>Sub total</b>	<b>264,500</b>	<b>-</b>	<b>264,500</b>	<b>-</b>	<b>253,999</b>	<b>-</b>	<b>2,101</b>	<b>256,100</b>	
<b>APROTIRODHO</b>									
Laptop	102,900	-	102,900	20	61,740	102,900	20,580	20,580	
Desktop computer with UPS	94,290	-	94,290	20	56,574.00	94,290	18,858	18,858	
Internet (Broad band connection)	4,990	-	4,990	20	2,994.00	4,990	998	998	
Digital camera	10,290	-	10,290	20	6,174	10,290	2,058	2,058	
Motor cycle	238,328	-	238,328	20	142,998	238,328	47,666	190,664	
Printer	23,625	-	23,625	20	14,175	23,625	4,725	18,900	
<b>Sub total</b>	<b>474,423</b>	<b>-</b>	<b>474,423</b>	<b>-</b>	<b>284,655</b>	<b>-</b>	<b>94,885</b>	<b>379,540</b>	



Uttaran

Details of consolidated property, plant and equipment  
For the year ended 30 June 2022

Annex A  
10/12

Particulars	Balance at 1 July		Addition during the year		Disposal/ Adjustment during the year		Total at 30 June		Rate (%)	Upto 1 July		Adjustment during the year		Charge for the year		Total to 30 June		Written down value at 30 June 2022	
	BDT		BDT		BDT		BDT			BDT		BDT		BDT		BDT			BDT
<b>UMIMCC</b>																			
Laptop	40,000	-	-	-	-	-	40,000	20	24,000	-	8,000	-	32,000	8,000	-	32,000	8,000		
Digital Camera	10,000	-	-	-	-	-	10,000	20	6,000	-	2,000	-	8,000	2,000	-	8,000	2,000		
Internet Modem	3,000	-	-	-	-	-	3,000	20	1,800	-	600	-	2,400	600	-	2,400	600		
<b>Sub total</b>	<b>53,000</b>	<b>-</b>	<b>-</b>	<b>-</b>	<b>-</b>	<b>-</b>	<b>53,000</b>		<b>31,800</b>	<b>-</b>	<b>10,600</b>	<b>-</b>	<b>42,400</b>	<b>10,600</b>	<b>-</b>	<b>42,400</b>	<b>10,600</b>		
<b>WASH SDG WAI</b>																			
Laptop	134,450	-	-	-	-	-	134,450	20	80,670	-	26,890	-	107,560	26,890	-	107,560	26,890		
Desktop computer with UPS	77,400	-	-	-	-	-	77,400	20	46,440.00	-	15,480	-	61,920	15,480	-	61,920	15,480		
Smart phone	93,300	-	-	-	-	-	93,300	20	41,580.00	-	18,660	-	60,240	18,660	-	60,240	33,060		
Photocopy machine	120,450	-	-	-	-	-	120,450	20	72,270	-	24,090	-	96,360	24,090	-	96,360	24,090		
Motor cycle	728,197	-	-	-	-	-	728,197	20	436,917	-	145,639	-	582,556	145,639	-	582,556	145,641		
Bi cycle	74,860	-	-	-	-	-	74,860	20	44,916	-	14,972	-	59,888	14,972	-	59,888	14,972		
Printer	11,500	-	-	-	-	-	11,500	20	6,900	-	2,300	-	9,200	2,300	-	9,200	2,300		
<b>Sub total</b>	<b>1,240,157</b>	<b>-</b>	<b>-</b>	<b>-</b>	<b>-</b>	<b>-</b>	<b>1,240,157</b>		<b>729,693</b>	<b>-</b>	<b>248,031</b>	<b>-</b>	<b>977,724</b>	<b>248,031</b>	<b>-</b>	<b>977,724</b>	<b>262,433</b>		
<b>Emergency &amp; Resilience Assistance for Forcibly Displaced Myanmar National (FDMN) in Cox's Bazar, Bangladesh</b>																			
Laptop	116,233	-	-	-	-	-	116,233	20	65,614	-	23,247	-	88,861	23,247	-	88,861	27,372		
Internet modem	5,000	-	-	-	-	-	5,000	20	3,000.00	-	1,000	-	4,000	1,000	-	4,000	1,000		
Raincoat & bag	27,927	-	-	-	-	-	27,927	20	16,390.00	-	5,585	-	21,975	5,585	-	21,975	5,952		
Furniture and fixture	41,420	-	-	-	-	-	41,420	10	12,146	-	4,142	-	16,288	4,142	-	16,288	25,132		
Printer	60,000	-	-	-	-	-	60,000	20	36,000	-	12,000	-	48,000	12,000	-	48,000	12,000		
<b>Sub total</b>	<b>250,580</b>	<b>-</b>	<b>-</b>	<b>-</b>	<b>-</b>	<b>-</b>	<b>250,580</b>		<b>133,150</b>	<b>-</b>	<b>45,974</b>	<b>-</b>	<b>179,124</b>	<b>45,974</b>	<b>-</b>	<b>179,124</b>	<b>71,456</b>		
<b>Emergency &amp; Resilience Assistance for Forcibly Displaced Myanmar National (FDMN) and Host Community in Cox's Bazar, Bangladesh</b>																			
Laptop	52,430	-	-	-	-	-	52,430	20	31,458	-	10,486	-	41,944	10,486	-	41,944	10,486		
Internet modem	3,182	-	-	-	-	-	3,182	20	1,908.00	-	636	-	2,544	636	-	2,544	638		
Raincoat & bag	15,963	-	-	-	-	-	15,963	20	9,579.00	-	3,193	-	12,772	3,193	-	12,772	3,191		
Furniture and fixture	63,042	-	-	-	-	-	63,042	10	18,912	-	6,304	-	25,216	6,304	-	25,216	37,826		
Digital camera	43,870	-	-	-	-	-	43,870	20	26,322	-	8,774	-	35,096	8,774	-	35,096	8,774		
Printer	16,585	-	-	-	-	-	16,585	20	9,951	-	3,317	-	13,268	3,317	-	13,268	3,317		
<b>Sub total</b>	<b>195,072</b>	<b>-</b>	<b>-</b>	<b>-</b>	<b>-</b>	<b>-</b>	<b>195,072</b>		<b>98,130</b>	<b>-</b>	<b>32,710</b>	<b>-</b>	<b>130,840</b>	<b>32,710</b>	<b>-</b>	<b>130,840</b>	<b>64,232</b>		
<b>Community Based Disaster Risk Reeducation (CBDRR) in FDMN Camps in Cox's Bazar</b>																			
Laptop	115,425	-	-	-	-	-	115,425	20	69,255	-	23,085	-	92,340	23,085	-	92,340	23,085		
Furniture and fixture	61,353	-	-	-	-	-	61,353	10	18,405	-	6,135	-	24,540	6,135	-	24,540	36,813		
<b>Sub total</b>	<b>176,778</b>	<b>-</b>	<b>-</b>	<b>-</b>	<b>-</b>	<b>-</b>	<b>176,778</b>		<b>87,660</b>	<b>-</b>	<b>29,220</b>	<b>-</b>	<b>116,880</b>	<b>29,220</b>	<b>-</b>	<b>116,880</b>	<b>59,898</b>		
<b>Community Based Disaster Risk Reeducation (CBDRR) in FDMN Camps in Cox's Bazar</b>																			
Laptop	59,300	-	-	-	-	-	59,300	20	35,580	-	11,860	-	47,440	11,860	-	47,440	11,860		
Furniture and fixture	70,564	-	-	-	-	-	70,564	10	21,168	-	7,056	-	28,224	7,056	-	28,224	42,340		
<b>Sub total</b>	<b>129,864</b>	<b>-</b>	<b>-</b>	<b>-</b>	<b>-</b>	<b>-</b>	<b>129,864</b>		<b>56,748</b>	<b>-</b>	<b>18,916</b>	<b>-</b>	<b>75,664</b>	<b>18,916</b>	<b>-</b>	<b>75,664</b>	<b>54,200</b>		



Details of consolidated property, plant and equipment  
For the year ended 30 June 2022

Particulars	Balance at 1 July		Addition during the year		Disposal/ Adjustment during the year		Total at 30 June		Rate (%)	Depreciation		Written down value at 30 June 2022		
	BDT		BDT		BDT		BDT			Upto 1 July	Adjustment during the year		Charge for the year	Total to June
	BDT		BDT		BDT		BDT							
<b>Community Based Disaster Risk Reeducation (CBDRR) in FDMN Camps in Cox's Bazar</b>														
Laptop	104,700	-	-	-	-	-	104,700	20	20	41,880	-	20,940	62,820	41,880
Printer	16,120	-	-	-	-	-	16,120	20	20	6,448	-	3,224	9,672	6,448
Photocopy machine	57,700	-	-	-	-	-	57,700	20	20	23,080	-	11,540	34,620	23,080
<b>Sub total</b>	<b>178,520</b>	<b>-</b>	<b>-</b>	<b>-</b>	<b>-</b>	<b>-</b>	<b>178,520</b>			<b>71,408</b>	<b>-</b>	<b>35,704</b>	<b>107,112</b>	<b>71,408</b>
<b>Accerting Marginalized Access to Right (AMAR) Project</b>														
Desktop Computer	187,300	-	-	-	-	-	187,300	20	20	37,460	-	37,460	74,920	112,380
Laptop	222,496	-	-	-	-	-	222,496	20	20	44,499	-	44,499	88,998	133,498
Scanner	5,000	-	-	-	-	-	5,000	20	20	1,000	-	1,000	2,000	3,000
Photocopy machine	93,500	-	-	-	-	-	93,500	20	20	18,700	-	18,700	37,400	56,100
Furniture and fixture	218,484	-	-	-	-	-	218,484	10	10	21,848	-	21,848	43,696	174,788
Motor Cycle	831,300	-	-	-	-	-	831,300	20	20	166,260	-	166,260	332,520	498,780
Bi Cycle	149,600	-	-	-	-	-	149,600	20	20	29,920	-	29,920	59,840	89,760
UPS	14,000	-	-	-	-	-	14,000	20	20	2,800	-	2,800	5,600	8,400
Digital camera	42,100	-	-	-	-	-	42,100	20	20	8,420	-	8,420	16,840	25,260
Printer	47,500	-	-	-	-	-	47,500	20	20	9,500	-	9,500	19,000	28,500
<b>Sub total</b>	<b>1,811,280</b>	<b>-</b>	<b>-</b>	<b>-</b>	<b>-</b>	<b>-</b>	<b>1,811,280</b>			<b>340,407</b>	<b>-</b>	<b>340,407</b>	<b>680,814</b>	<b>1,130,466</b>
<b>WASH SDG WAI (New Area)</b>														
Laptop	124,440	-	-	-	-	-	124,440	20	20	24,888	-	24,888	49,776	74,664
Furniture and fixture	71,547	-	-	-	-	-	71,547	10	10	7,155	-	7,155	14,310	57,237
Motor cycle	284,000	-	-	-	-	-	284,000	20	20	56,800	-	56,800	113,600	170,400
Bi cycle	39,960	-	-	-	-	-	39,960	20	20	7,992	-	7,992	15,984	23,976
Printer	17,500	-	-	-	-	-	17,500	20	20	3,500	-	3,500	7,000	10,500
<b>Sub total</b>	<b>537,447</b>	<b>-</b>	<b>-</b>	<b>-</b>	<b>-</b>	<b>-</b>	<b>537,447</b>			<b>100,335</b>	<b>-</b>	<b>100,335</b>	<b>200,670</b>	<b>336,777</b>
<b>Prevention and Elimination of Hazardous Form of Child Labour in Coastal Areas of Bangladesh</b>														
Laptop	99,459	-	-	-	-	-	99,459	20	20	19,892	-	19,892	39,784	59,675
Furniture and fixture	29,051	-	-	-	-	-	29,051	10	10	2,905	-	2,905	5,810	23,241
<b>Sub total</b>	<b>128,510</b>	<b>-</b>	<b>-</b>	<b>-</b>	<b>-</b>	<b>-</b>	<b>128,510</b>			<b>22,797</b>	<b>-</b>	<b>22,797</b>	<b>45,594</b>	<b>82,916</b>
<b>Reaching Out of School Children phase II Project</b>														
Desktop Computer	350,000	-	-	-	-	-	350,000	20	20	70,000	-	70,000	140,000	210,000
Digital Camera	80,000	-	-	-	-	-	80,000	20	20	16,000	-	16,000	32,000	48,000
Multimedia Projector	40,000	-	-	-	-	-	40,000	20	20	8,000	-	8,000	16,000	24,000
IPS	66,000	-	-	-	-	-	66,000	20	20	13,200	-	13,200	26,400	39,600
Furniture and fixture	131,200	-	-	-	-	-	131,200	10	10	13,120	-	13,120	26,240	104,960
Seating tools-300*260	78,000	-	-	-	-	-	78,000	20	20	15,600	-	15,600	31,200	46,800
Afron-200*250	50,000	-	-	-	-	-	50,000	20	20	10,000	-	10,000	20,000	30,000
White board & dispaly board-40*750	30,000	-	-	-	-	-	30,000	20	20	6,000	-	6,000	12,000	18,000
Fire extinguisher-6	16,800	-	-	-	-	-	16,800	20	20	3,360	-	3,360	6,720	10,080
Paddle machine-20	140,000	-	-	-	-	-	140,000	20	20	28,000	-	28,000	56,000	84,000



Sewing machine-12	300,000	-	300,000	20	60,000	60,000	120,000	180,000
Over lock machine-3	16,500	-	16,500	20	3,300	3,300	6,600	9,900
Solar-2	17,000	-	17,000	20	3,400	3,400	6,800	10,200
Single fes motor-2	12,000	-	12,000	20	2,400	2,400	4,800	7,200
Beauty box-10	30,000	-	30,000	20	6,000	6,000	12,000	18,000
Generator	51,500	-	51,500	20	10,300	10,300	20,600	30,900
DC power suplay	5,500	-	5,500	20	1,100	1,100	2,200	3,300
Oslliskope	25,000	-	25,000	20	5,000	5,000	10,000	15,000
Sevicing box-1500*7	10,500	-	10,500	20	2,100	2,100	4,200	6,300
<b>Sub total</b>	<b>1,450,000</b>	<b>-</b>	<b>1,450,000</b>		<b>276,880</b>	<b>276,880</b>	<b>553,760</b>	<b>896,240</b>



Uttaran  
Schedule of consolidated property, plant and equipment  
For the year ended 30 June 2022

Annex A  
12/12

Particulars	Cost			Rate (%)	Depreciation			Written down value at 30 June 2022		
	Balance at 1 July	Addition during the year	Disposal/ Adjustment during the year		Total at 30 June	Upto 1 July	Adjustment during the year	Charge for the year	Total to June	
	BDT	BDT	BDT	BDT	BDT	BDT	BDT	BDT	BDT	
<b>Community Cohesion Project</b>										
Laptop	211,555	-	-	211,555	20	42,311	-	42,311	84,622	126,933
Furniture and fixture	85,064	-	-	85,064	10	8,506	-	8,506	17,012	68,052
Motor Cycle	449,985	-	-	449,985	20	89,997.00	-	89,997	179,994	269,991
Printer	25,732	-	-	25,732	20	5,146	-	5,146	10,292	15,440
<b>Sub total</b>	<b>772,336</b>	<b>-</b>	<b>-</b>	<b>772,336</b>		<b>145,960</b>	<b>-</b>	<b>145,960</b>	<b>291,920</b>	<b>480,416</b>
<b>Advance Sustainable indigenous Agro- ecological Livelihood(ASIA-Livelihood) Project</b>										
Laptop	-	63,724	-	63,724	20	-	-	12,745	12,745	50,979
<b>Sub total</b>	<b>-</b>	<b>63,724</b>	<b>-</b>	<b>63,724</b>		<b>-</b>	<b>-</b>	<b>12,745</b>	<b>12,745</b>	<b>50,979</b>
<b>Sustainable River Basin Management (SRM) Adapting Climate change in the Southwest Bangladesh Project</b>										
Computer	-	244,549	-	244,549	20	-	-	48,910	48,910	195,639
Motor Cycle	-	766,050	-	766,050	20	-	-	153,210	153,210	612,840
<b>Sub total</b>	<b>-</b>	<b>1,010,599</b>	<b>-</b>	<b>1,010,599</b>		<b>-</b>	<b>-</b>	<b>202,120</b>	<b>202,120</b>	<b>808,479</b>
<b>BSRM Water Support Project</b>										
Land	-	30,000	-	30,000	0	-	-	-	-	30,000
<b>Sub total</b>	<b>-</b>	<b>30,000</b>	<b>-</b>	<b>30,000</b>		<b>-</b>	<b>-</b>	<b>-</b>	<b>-</b>	<b>30,000</b>
<b>STEP Project</b>										
Laptop	-	59,278	-	59,278	20	-	-	11,856	11,856	47,422
Furniture and fixture	-	100,000	-	100,000	10	-	-	10,000	10,000	90,000
Motor Cycle	-	134,940	-	134,940	20	-	-	26,988	26,988	107,952
Printer	-	18,557	-	18,557	20	-	-	3,711	3,711	14,846
<b>Sub total</b>	<b>-</b>	<b>312,775</b>	<b>-</b>	<b>312,775</b>		<b>-</b>	<b>-</b>	<b>52,555</b>	<b>52,555</b>	<b>260,220</b>
<b>Efficient and Accountable Local Governance (EALG) Project</b>										
Laptop	-	179,200	-	179,200	20	-	-	35,840	35,840	143,360
Furniture and fixture	-	99,743	-	99,743	10	-	-	9,974	9,974	89,769
Printer	-	24,800	-	24,800	20	-	-	4,960	4,960	19,840
<b>Sub total</b>	<b>-</b>	<b>303,743</b>	<b>-</b>	<b>303,743</b>		<b>-</b>	<b>-</b>	<b>50,774</b>	<b>50,774</b>	<b>252,969</b>
<b>Total Projects</b>	<b>74,482,128</b>	<b>1,720,841</b>	<b>57,077,523</b>	<b>19,125,446</b>		<b>66,876,508</b>	<b>57,077,523</b>	<b>2,557,524</b>	<b>12,356,508</b>	<b>6,768,937.75</b>
2022	<b>265,921,032</b>	<b>5,668,614</b>	<b>71,450,296</b>	<b>200,139,350</b>		<b>137,578,997</b>	<b>71,450,296</b>	<b>7,379,561</b>	<b>73,508,263</b>	<b>126,631,087</b>
2021	<b>260,545,087</b>	<b>5,375,945</b>	<b>-</b>	<b>265,921,032</b>		<b>132,108,606</b>	<b>2,710,100</b>	<b>8,180,492</b>	<b>137,578,997</b>	<b>128,342,035</b>



**Uttaran**

**Details of bank balance**

As at 30 June 2022

**Annex B**  
**1/3**

Name of bank and branches	Account no.	2022 BDT
<b>General fund</b>		
1 Dutch - Bangla Bank Limited - Dhanmondi	SND - 1101200000731	7,842,391
2 Prime Bank Limited - Satkhira Branch	SND - 2202318000528	77,880
3 Shahajalal Islami Bank Limited- Chuknagar Branch	SND - 1310000008	2,000
4 National Bank Limited - Satkhira Branch	SND - 102400328790	1,365
5 Jamuna Bank Limited, Satkhira Branch	SND-1201000089485	65,697
<b>Balance as at 30 June 2022</b>		<b>7,989,333</b>
<b>Micro credit</b>		
1 Janata Bank Limited. Tala Branch	CA-1011001040	1,290
2 Janata Bank Limited - Tala Branch	CA-1011001032	801
3 Sonali Bank Limited- Tala Branch	STD-240000985	475
4 Sonali Bank Limited- Tala Branch	SB-100095188	1,319
5 Sonali Bank Limited- Tala Branch	CD-200022412	3,033
6 Bangladesh Krishi Bank - Tala Branch	SND-05	213
7 Agrani Bank Limited - Chuknagar Branch	SD - 0200002149891	8,418
8 Shahjalal Islami Bank Limited- Chuknagar Branch	21	10,870
9 Pubali Bank Limited - Patkelghata Branch	SND - 4431901004366	35,433
10 Janata Bank Limited - Patkelghata Branch	STD - 0100052200291	7,352
11 Janata Bank Limited - Patkelghata Branch	STD - 0100052201246	-
12 Agrani Bank Limited - Kopilmuni Branch	CA - 0200005078072	6,236
13 Sonali Bank Limited - Paikgacha Branch	CA - 2718001017126	100,605
14 Sonali Bank Limited - Paikgacha Branch	STD - 2718004000305	2,763
15 Sonali Bank Limited - Paikgacha Branch	SND - 2718004000316	1,490
16 Sonali Bank Limited - Paikgacha Branch	STD - 2718004000269	707
17 Sonali Bank Limited - PaikgachaBranch	STD - 2718000400588	2,813
18 Agrani Bank Limited - Banka Bazar Branch	CA - 0200005908733	9,089
19 Sonali Bank Limited - Koyra Branch	CA - 001042047	84,887
20 Sonali Bank, Tala Branch	STD-110000077	55,350
21 Sonali Bank Limited- Tala Branch	STD - 1100000914	858,688
22 SBAC Bank Limited - SatkhiraBranch	CA - 0028111002716	65,518
23 Sonali Bank Limited - Kolaroya Branch	CA - 2808001023432	80,985
24 Sonali Bank Limited - Kolaroya Branch	STD - 2808004000269	3,227
25 NCC Bank Limited - Parulia Branch	CA-00940210008425	10,306
26 Sonali Bank Limited - Kulia Bazar Branch	CA - 2813402000138	335
27 Sonali Bank Limited - Parulia Branch	CA - 2816004000145	386
28 Bangladesh Krishi Bank - Sakhipur Branch	SB - 15120210003681	169,371
29 A-Arafah Islami Bank Ltd, Nalta Branch	259	32,453
30 Janata Bank Lilimited- KaliganjBranch	CD-1011011049	1,447
31 Janata Bank Lilimited- Kaliganj Branch	CD-1031000547	2,934
32 Janata Bank Lilimited- Kaliganj Branch	STD-1031000356	27,203
33 Janata Bank Lilimited- Kaliganj Branch	CA- 47131850	215,652
34 Janata Bank Lilimited- Kaliganj Branch	SB-1021092775	448
35 SBAC Bank Limited - Shyamnagar Branch	CA - 0023111001801	154,087
36 Bangladesh Krishi Bank - Shamnagar Branch	SND - 1515032000151	1,236
37 Sonali Bank Limited - Assasuni Branch	STD - 28012000009093	17,455
38 Sonali Bank Limited - Assasuni Branch	STD-24000009	42
39 Sonali Bank Limited - Assasuni Branch	SB - 28011000045656	2,140
40 Sonali Bank Limited - Assasuni Branch	SB-240000558	1,641
41 Sonali Bank Limited - Assasuni Branch	SB - 28011000045646	556



**Details of bank balance**  
**As at 30 June 2022**

Name of bank and branches	Account no.	2022 BDT
42 Bangladesh Krishi Bank - Chandkhali Branch	CA-132	1,340
43 Southeast Bank Limited - Dumuria Branch	CD - 01061110000465	89,060
44 Pubali Bank Limited-Kayre Bazer Branch	STD-1015577	13,688
45 Brac Bank Ltd, Doulotpur Branch	STD - 62956001	1,950
46 Prime Bank Limited - Doulotpur Branch	CA - 21311070005827	26,468
47 Pubali Bank Limited - Fultala Branch	CA - 4266901006271	16,552
48 Janata Bank, Lakhpur Branch	CA-7733002552	16,635
49 Brac Bank Ltd, Bagerhat Branch	STD - 62956001	76,648
50 SBAC Bank Limited - Morrelgonj Branch,	CA - 0046111000207	40,699
51 Sonali Bank Limited - Morrelgonj Branch	SND - 004000497	620
52 Sonali Bank Limited - Morrelgonj Branch	SND - 004000486	4,254
53 Sonali Bank Limited - Morrelgonj Branch	CA - 001023443	1,281
54 Sonali Bank Limited - Monirampur Branch	CA - 2321833009196	181,701
55 Prime Bank Limited - Jhikorgasa Branch	CA - 5171108005560	27,134
56 Janata Bank Limited - Chachra Branch	CA - 0100065922198	34,651
57 Sonali Bank Limited - Rajgonj Branch	CA - 2329102000893	24,523
58 Sonali Bank Limited - Chaugasa Branch	CA - 2311902000762	8,150
59 Sonali Bank Limited - ChuramonkatiBranch	CA - 2312702000349	4,713
60 Mercantile Bank Ltd. Satkhira Branch	CA-6017	172,203
61 Mercantile Bank Ltd.Dhanmon Br	CA-4038	3
62 Dutch Bangla Bank Ltd, Khulna Br	SND. 120.120.6365	742,384
63 AB Bank Limited - Satkhira Branch	CA - 4212794739000	-
64 Jamuna Bank Ltd.Ring Road Branch	CD-10304	12,009
65 The Primier Bank Limited - Rampura Branch	SND - 0136131000036	16,779
66 Mutual Trust bank Limited - Gulshan Branch	CA - 00460210007906	2,015,755
67 Social Islami Bank Ltd, Patkelghata Br,		1,908
68 Shahjalal Islami Bank Ltd. Chuknagar Br.	SND-07	39,295
69 Shahjalal Islami Bank Ltd. Chuknagar Br.	SND-435	987
70 Sonali Bank,Lalmatia Branch	CA-2001065	-
<b>Balance as at 30 June 2022</b>		<b>5,550,644</b>



**Uttaran**
**Details of bank balance**
**As at 30 June 2022**

<b>Annex B</b> <b>3/3</b>
------------------------------

Name of Bank and Branches	Account no.	2022 BDT
<b>Projects</b>		
1 Dutch - Bangla Bank Limited - Khulna Branch	SND - 1201200005742	62,766
2 Dutch - Bangla Bank Limited - Dhanmondi Branch	SND - 1101200000731	28,451,280
3 Jamuna Bank Limited, Satkhira Branch	SND - 115-0320000460	1,389
4 City Bank Limited, Satkhira Branch	SND- 3102707436001	5,895
5 Jamuna Bank Limited, Satkhira Branch	SND-1201000089407	2,189,183
6 Dutch-Bangla Bank Limited - Satkhira Branch	SND - 1801200001973	501,701
7 Prime Bank Limited - Jhikorgacha Branch	SND - 2517316003227	5,527
8 Southeast Bank Limited - Satkhira Branch	SND - 2012131000019	617,093
9 Dutch-Bangla Bank Limited - Satkhira Branch	SND-1801200001947	11,750
10 Dutch-Bangla Bank Limited - Satkhira Branch	SND-1801200001931	2,040
11 Dutch-Bangla Bank Limited - Satkhira Branch	SND - 1801200000090	663,667
12 Dutch-Bangla Bank Limited - Satkhira Branch	SND - 1801200001952	107,011
13 Prime Bank Limited - Satkhira Branch	SND - 2202314006917	650
14 One Bank Limited - Satkhira Branch	SND - 0463000000356	28,382
15 Southeast Bank Limited - Satkhira Branch	SND - 2012131000013	1,384
16 AB Bank Limited - Satkhira Branch	SND - 4212797492-430	18,107
17 Mercantile Bank Limited, Dhanmondi Branch	SND- 110213124294346	24,373
18 Agrani Bank Limited - Kopilmoni Branch	SD - 0200003274698	14,703
19 Krishi Bank Limited - Sakhipur Branch	SD - 1512-0320000118	4,074
20 Janata Bank Limited - Kaligong Branch	SD - 01000046350663	10,001
21 Dutch-Bangla Bank Limited - Satkhira Branch	SND-1801200001926	3,074
22 One Bank Limited - Satkhira Branch	SND - 0463000000334	25,567
23 One Bank Limited - Satkhira Branch	SND - 0463000000414	205,246
24 Jamuna Bank Limited, Satkhira Branch	SND-0115-0320000380	1,264,638
25 Southeast Bank Limited-Satkhira Branch	SND - 2012131000071	18,517
26 Southeast Bank Limited-Satkhira Branch	SND - 2012131000096	11,283
27 Southeast Bank Limited-Satkhira Branch	SND - 2012131000087	10,575
28 UCBL, Khanjahanali Branch, Khulna	SND - 061230100000230	2,816,893
<b>Balance as at 30 June 2022</b>		<b><u>37,076,769</u></b>



**UTTARAN**

Programme wise consolidated Statement of Financial Position (Balance Sheet)  
As at 30 June 2022

Annexure-C

Particulars	Notes	30.06.2022				30.06.2021
		General BDT	Micro Credit BDT	Projects BDT	Total BDT	Total BDT
<b>PROPERTY AND ASSETS</b>						
<b>Non-current assets</b>						
Property, plant and equipment	5	93,873,827	25,988,322	6,768,938	126,631,087	128,342,035
<b>Total non-current assets</b>		<b>93,873,827</b>	<b>25,988,322</b>	<b>6,768,938</b>	<b>126,631,087</b>	<b>128,342,035</b>
<b>Current assets</b>						
Revolving loan fund	6	-	308,974,409	259,568	309,233,977	301,217,769
Loans and advances	7	48,100	1,685,483	-	1,733,583	4,596,987
Investment in FDR	8	300,000	61,190,776	-	61,490,776	56,367,785
Cash and cash equivalents	9	7,989,333	7,342,500	37,211,493	52,543,326	57,757,619
<b>Total current assets</b>		<b>8,337,433</b>	<b>379,193,168</b>	<b>37,471,061</b>	<b>425,001,662</b>	<b>419,940,160</b>
<b>Total property and assets</b>		<b>102,211,260</b>	<b>405,181,490</b>	<b>44,239,999</b>	<b>551,632,749</b>	<b>548,282,195</b>
<b>FUND AND LIABILITIES</b>						
<b>Funds and Reserves</b>						
Fund account	10	88,180,434	70,317,448	6,561,690	165,059,572	109,658,200
Statutory reserve	11	-	9,384,011	-	9,384,011	9,170,308
<b>Total funds and reserves</b>		<b>88,180,434</b>	<b>79,701,459</b>	<b>6,561,690</b>	<b>174,443,583</b>	<b>118,828,508</b>
<b>Non-current liabilities</b>						
Gratuity fund	12	3,426,605	-	-	3,426,605	3,604,783
<b>Total funds and reserves</b>		<b>3,426,605</b>	<b>-</b>	<b>-</b>	<b>3,426,605</b>	<b>3,604,783</b>
<b>Current liabilities</b>						
Short term loan from banks	13	-	159,800,203	-	159,800,203	180,522,734
Loan from other organisations	14	46,258,926	8,218,718	-	54,477,644	98,641,281
Inter-project loan	15	(37,678,309)	-	37,678,309	-	-
Other liabilities	16	2,023,604	57,500	-	2,081,104	3,335,604
Group members' savings	17	-	134,755,926	-	134,755,926	122,247,937
Security money	18	-	1,456,432	-	1,456,432	1,697,119
Members' loan insurance	19	-	13,055,818	-	13,055,818	11,943,172
Loan loss provision	20	-	8,135,434	-	8,135,434	7,461,057
		<b>10,604,221</b>	<b>325,480,031</b>	<b>37,678,309</b>	<b>373,762,561</b>	<b>425,848,904</b>
<b>Total fund and liabilities</b>		<b>102,211,260</b>	<b>405,181,490</b>	<b>44,239,999</b>	<b>551,632,749</b>	<b>548,282,195</b>

These financial statements should be read in conjunction with the annexed notes  
For and behalf of Governing Body of Uttaran

Coordinator (Accounts and Finance)

Director

Dhaka, Bangladesh  
Dated: 25 October, 2022



UTTARAN

Programme wise consolidated Statement of Income and Expenditure  
For the year ended 30 June 2022

Annexure-D

	Notes	2022				2021
		General	Micro Credit	Projects	Total	Total
		BDT	BDT	BDT	BDT	BDT
<b>Income</b>						
Grant income	21	3,476,844	13,598,800	199,749,736	216,825,380	362,210,936
Micro credit income	22	-	27,945,790	-	27,945,790	31,126,359
Other income	23	35,372,366	2,122,991	2,296,890	39,792,247	28,049,142
Bank interest	24	63,235	46,161	112,090	221,486	652,581
		<b>38,912,445</b>	<b>43,713,742</b>	<b>202,158,716</b>	<b>284,784,903</b>	<b>422,039,018</b>
<b>Expenditure</b>						
Personnel cost	25	14,260,780	13,999,186	61,535,938	89,795,904	96,948,809
Program cost	26	473,527	10,789,887	116,194,535	127,457,949	229,812,235
Administrative cost	27	9,136,499	4,929,723	17,780,643	31,846,865	33,426,997
Bank charge	28	46,922	204,887	83,469	335,278	361,273
Interest paid to bank		-	10,546,768	-	10,546,768	8,874,627
Overhead/Management cost		-	-	4,006,608	4,006,608	6,641,935
Loan Loss Provision			674,377		674,377	
Depreciation		4,390,154	431,884.00	2,557,524	7,379,561	8,180,492
		<b>28,307,882</b>	<b>41,576,712</b>	<b>202,158,716</b>	<b>272,043,310</b>	<b>384,246,368</b>
Surplus for the year		<b>10,604,563</b>	<b>2,137,030</b>	<b>-</b>	<b>12,741,593</b>	<b>37,792,650</b>
		<b>38,912,445</b>	<b>43,713,742</b>	<b>202,158,716</b>	<b>284,784,903</b>	<b>422,039,018</b>



**UTTARAN**
**Programme wise consolidated Statement of Receipts and Payments  
For the year ended 30 June 2022**
**Annexure-E**

	2022				2021
	General BDT	Micro Credit BDT	Projects BDT	Total BDT	Total BDT
<b>Receipts</b>					
<b>Opening balance</b>					
Cash in hand	-	1,388,870	75,360	1,464,230	1,393,867
Cash at bank	728,929	19,459,958	36,104,503	56,293,390	35,642,536
	728,929	20,848,828	36,179,863	57,757,620	37,036,403
Grant received	3,476,844	13,598,799	193,761,719	210,837,362	365,148,408
Income from micro credit program	-	27,945,790	-	27,945,790	31,126,359
Overhead cost received	4,006,608	-	-	4,006,608	8,951,213
Contribution	-	-	1,633,406	1,633,406	1,438,523
IDRT Contribution	4,120,566	-	-	4,120,566	-
Shared management cost	24,225,248	-	-	24,225,248	11,049,765
Interest on investment	-	2,122,991	-	2,122,991	3,590,587
ICS sale	-	-	528,430	528,430	583,680
Pass book sale	-	-	-	-	20
Loan form sale	-	-	-	-	15
Members admission fee	-	-	-	-	40
Others Income	753,566	-	16,000	769,566	350
Biogas Plant Sale	-	-	91,000	91,000	823,000
Staff security received	-	-	-	-	130,000
House rent received	1,410,078	-	-	1,410,078	1,131,814
Staff Contribution for Oxygen Support	-	-	-	-	445,214
Service charge received as grant	-	-	28,054	28,054	34,921
Bank interest	63,235	46,161	112,090	221,486	652,581
Realised from revolving loan fund	-	207,175,530	254,262	207,429,792	218,416,894
Advance received/Fund transfer	-	4,830,991	929,643	5,760,634	1,264,051
Encashment of investment in FDR	-	-	-	-	15,540,703
Loan received from banks	-	44,000,000	-	44,000,000	92,500,000
Loan received from others	11,398,163	-	-	11,398,163	49,636,486
Inter-project loan	4,103,381	-	9,636,006	13,739,387	17,810,062
Realised from group members savings	-	87,587,269	-	87,587,269	78,874,040
Security money	-	9,000	-	9,000	54,000
Risk fund/Members' loan insurance	-	1,757,870	-	1,757,870	1,677,510
Old Motor Cycle Sale	856,300	-	-	856,300	-
Loan from staff provident fund	-	1,913,500	-	1,913,500	1,962,468
<b>Total receipts</b>	<b>54,413,989</b>	<b>390,987,901</b>	<b>206,990,610</b>	<b>652,392,500</b>	<b>902,842,704</b>
	<b>55,142,918</b>	<b>411,836,729</b>	<b>243,170,473</b>	<b>710,150,120</b>	<b>939,879,107</b>
<b>Payments</b>					
Personnel cost	14,260,780	13,999,186	61,535,938	89,795,904	96,948,809
Program cost	473,527	10,789,887	116,194,535	127,457,949	229,812,235
Administrative cost	9,136,499	4,872,223	17,780,643	31,789,365	33,426,997
Bank charge	46,922	204,887	83,469	335,278	361,273
Overhead/Management cost	-	-	4,006,608	4,006,608	6,641,935
Capital expenditure	3,947,773	-	1,720,841	5,668,614	5,375,945
Paid to revolving loan fund	-	215,406,000	40,000	215,446,000	209,097,000
Interest paid to bank	-	10,546,768	-	10,546,768	8,874,627
Loan and advance	-	2,655,565	193,565	2,849,130	2,664,285
Investment	-	5,122,991	-	5,122,991	49,940,587
Payment from fund	178,178	-	-	178,178	115,976
Fund Support to MFP	8,188,800	-	-	8,188,800	43,725,000
Loan refund to banks	-	64,722,531	-	64,722,531	98,566,465
Loan paid to others	225,000	-	-	225,000	2,364,786
Inter-project loan	9,636,006	-	4,103,381	13,739,387	17,810,062
Paid to group members' savings	-	75,079,280	-	75,079,280	75,185,345
Security money	48,100	249,687	-	297,787	320,219
Risk fund	-	645,224	-	645,224	821,204
Provision for expenses payment	-	-	300,000	300,000	-
Staff security refund	1,012,000	-	-	1,012,000	68,738
Loan refund to staff provident fund	-	200,000	-	200,000	-
<b>Total payments</b>	<b>47,153,585</b>	<b>404,494,229</b>	<b>205,958,980</b>	<b>657,606,794</b>	<b>882,121,488</b>
<b>Closing balance</b>					
Cash in hand	-	1,791,856	134,724	1,926,580	1,464,230
Cash at bank	7,989,333	5,550,644	37,076,769	50,616,746	56,293,389
	7,989,333	7,342,500	37,211,493	52,543,326	57,757,619
	<b>55,142,918</b>	<b>411,836,729</b>	<b>243,170,473</b>	<b>710,150,120</b>	<b>939,879,107</b>

**UTTARAN**

Programme wise notes to the consolidated financial statements  
for the year ended 30 June 2022

Particulars	2022				Annexure-F
	General BDT	Micro Credit BDT	Projects BDT	Total BDT	2021 Total BDT
<b>5. Property, plant and equipment</b>					
<b>Cost</b>					
Opening balance	162,997,077	28,441,827	74,482,128	265,921,032	260,545,087
Add: Addition during the year	3,947,773	-	1,720,841	5,668,614	5,375,945
	166,944,850	28,441,827	76,202,969	271,589,646	265,921,032
Less: Disposal/Adjustment during the year	14,372,773	-	57,077,523	71,450,296	-
Closing balance (A)	152,572,077	28,441,827	19,125,446	200,139,350	265,921,032
<b>Depreciation</b>					
Opening balance	68,680,869	2,021,621	66,876,508	137,578,997	132,108,606
Add: Charge for the year	4,390,154	431,884	2,557,524	7,379,561	8,180,492
	73,071,023	2,453,505	69,434,031	144,958,559	140,289,098
Less: Adjustment for the year	14,372,773	-	57,077,523	71,450,296	2,710,100
Closing balance (B)	58,698,250	2,453,505	12,356,508	73,508,263	137,578,997
Written down value (A-B)	93,873,827	25,988,322	6,768,938	126,631,087	128,342,035
Details are shown in <b>Annex A.</b>					
<b>6. Revolving loan fund</b>					
<b>i) Micro credit program</b>					
Opening balance	-	300,743,939	-	300,743,939	310,189,346
Add: Disbursed during the year	-	215,406,000	-	215,406,000	208,671,000
	-	516,149,939	-	516,149,939	518,860,346
Less: Realised during the year	-	207,175,530	-	207,175,530	218,116,407
Closing balance	-	308,974,409	-	308,974,409	300,743,939
<b>ii) IDCOL BIO Gas/VSC</b>					
Opening balance	-	-	473,830	473,830	348,317
Add: Disbursed during the year	-	-	40,000	40,000	426,000
	-	-	513,830	513,830	774,317
Less: Realised during the year	-	-	254,262	254,262	300,487
Closing balance	-	-	259,568	259,568	473,830
Total	-	308,974,409	259,568	309,233,977	301,217,769
<b>7. Loan and advances</b>					
<b>i) Advance Account</b>					
Opening balance	-	3,860,909	736,078	4,596,987	3,196,753
Add: Advance payment during the year	-	2,655,565	193,565	2,849,130	2,664,285
	-	6,516,474	929,643	7,446,117	5,861,038
Less: Advance adjustment during the year	-	4,830,991	929,643	5,760,634	1,264,051
Closing balance	-	1,685,483	-	1,685,483	4,596,987
<b>ii) Security money (VGD)</b>					
Opening balance	-	-	-	-	-
Add: Payment during the year	48,100	-	-	48,100	-
Closing balance	48,100	-	-	48,100	-
Total	48,100	1,685,483	-	1,733,583	4,596,987
<b>8. Investment in FDR</b>					
Opening balance	300,000	56,067,785	-	56,367,785	21,967,901
Add: Addition during the year	-	5,122,991	-	5,122,991	49,940,587
	300,000	61,190,776	-	61,490,776	71,908,488
Less: Encashment during the year	-	-	-	-	15,540,703
Closing balance	300,000	61,190,776	-	61,490,776	56,367,785
<b>9. Cash and cash equivalents</b>					
Cash in hand	-	1,791,856	134,724	1,926,580	1,464,230
Cash at bank	7,989,333	5,550,644	37,076,769	50,616,746	56,293,389
Total	7,989,333	7,342,500	37,211,493	52,543,326	57,757,619
Details are shown in <b>Annex B.</b>					

**UTTARAN**

**Programme wise notes to the consolidated financial statements  
for the year ended 30 June 2022**

Particulars	2022				Annexure-F
	General BDT	Micro Credit BDT	Projects BDT	Total BDT	Total BDT
<b>10. Fund account</b>					
<b>General fund</b>					
Opening balance	40,745,554	68,394,121	518,525	109,658,200	112,613,241
Add: Surplus during the year	10,604,563	2,137,030	-	12,741,593	37,792,650
	51,350,117	70,531,151	518,525	122,399,793	150,405,891
Add: Grant received	3,476,844	13,598,800	193,761,719	210,837,363	365,148,408
	54,826,961	84,129,951	194,280,243	333,237,155	515,554,299
Less: Transfer to grant income	3,476,844	13,598,800	199,749,736	216,825,380	362,210,936
	51,350,117	70,531,151	(5,469,493)	116,411,775	153,343,363
Add: Adjustment for loan loss provision	-	-	-	-	1,057,707
	51,350,117	70,531,151	(5,469,493)	116,411,775	154,401,070
Less: Statutory reserve fund (10% of surplus)	-	213,703	-	213,703	3,727,970
	51,350,117	70,317,448	(5,469,493)	116,198,072	150,673,100
Less: Fund Support to MFP	8,188,800	-	-	8,188,800	43,725,000
	43,161,317	70,317,448	(5,469,493)	108,009,272	106,948,100
Add: Depreciation last year unadjusted balance	-	-	-	-	2,710,100
	43,161,317	70,317,448	(5,469,493)	108,009,272	109,658,200
Add: Transfer from others loan	48,054,721	-	8,995,579	57,050,300	-
	91,216,038	70,317,448	3,526,086	165,059,572	109,658,200
Add: Staff reserve fund transfer to general fund	-	-	3,035,604	3,035,604	-
	91,216,038	70,317,448	6,561,690	168,095,176	109,658,200
Less: Staff reserve fund transfer from Project Account	3,035,604	-	-	3,035,604	-
Closing balance	88,180,434	70,317,448	6,561,690	165,059,572	109,658,200
<b>11. Statutory reserve</b>					
Opening balance	-	9,170,308	-	9,170,308	5,442,338
Add: Addition during the year	-	213,703	-	213,703	3,727,970
Closing balance	-	9,384,011	-	9,384,011	9,170,308
<b>12. Gratuity fund</b>					
Opening balance	3,604,783	-	-	3,604,783	3,720,759
Less: Refund amount	178,178	-	-	178,178	115,976
Closing balance	3,426,605	-	-	3,426,605	3,604,783
<b>13. Short term loan from banks</b>					
<b>(i) Priemer Bank Ltd</b>					
Opening balance	-	46,250,000	-	46,250,000	-
Add: Received during the year	-	-	-	-	50,000,000
	-	46,250,000	-	46,250,000	50,000,000
Less: Refund during the year	-	15,030,000	-	15,030,000	3,750,000
Closing balance	-	31,220,000	-	31,220,000	46,250,000
<b>(ii) Bangladesh Bank</b>					
Opening balance	-	-	-	-	-
Add: Received during the year	-	6,500,000	-	6,500,000	-
	-	6,500,000	-	6,500,000	-
Less: Refund during the year	-	-	-	-	-
Closing balance	-	6,500,000	-	6,500,000	-
<b>(iii) Mercantile Bank Ltd</b>					
Opening balance	-	72,831,189	-	72,831,189	106,905,284
Add: Received during the year	-	-	-	-	-
	-	72,831,189	-	72,831,189	106,905,284
Less: Refund during the year	-	10,693,169	-	10,693,169	34,074,095
Closing balance	-	62,138,020	-	62,138,020	72,831,189
<b>iv) Bangladesh Finance &amp; Investment Company Ltd</b>					
Opening balance	-	-	-	-	16,167,483
Add: Received during the year	-	-	-	-	-
	-	-	-	-	16,167,483
Less: Refund during the year	-	-	-	-	16,167,483
Closing balance	-	-	-	-	-

**UTTARAN**

Programme wise notes to the consolidated financial statements  
for the year ended 30 June 2022

Particulars	2022				Annexure-F
	General BDT	Micro Credit BDT	Projects BDT	Total BDT	2021 Total BDT
<b>(v) Jamuna Bank Ltd</b>					
Opening balance	-	13,481,644	-	13,481,644	9,892,845
Add: Received during the year	-	20,000,000	-	20,000,000	12,500,000
	-	33,481,644	-	33,481,644	22,392,845
Less: Refund during the year	-	8,760,756	-	8,760,756	8,911,201
Closing balance	-	24,720,888	-	24,720,888	13,481,644
<b>(vi) Mutual Trust Bank Ltd</b>					
Opening balance	-	17,959,901	-	17,959,901	53,623,587
Add: Received during the year	-	-	-	-	-
	-	17,959,901	-	17,959,901	53,623,587
Less: Refund during the year	-	9,955,862	-	9,955,862	35,663,686
Closing balance	-	8,004,039	-	8,004,039	17,959,901
<b>(vii) Dutch Bangla Bank Ltd</b>					
Opening balance	-	30,000,000	-	30,000,000	-
Add: Received during the year	-	7,500,000	-	7,500,000	30,000,000
	-	37,500,000	-	37,500,000	30,000,000
Less: Refund during the year	-	19,726,908	-	19,726,908	-
Closing balance	-	17,773,092	-	17,773,092	30,000,000
<b>(viii) Shahjalal Islami Bank Ltd</b>					
Opening balance	-	-	-	-	-
Add: Received during the year	-	10,000,000	-	10,000,000	-
	-	10,000,000	-	10,000,000	-
Less: Refund during the year	-	555,836	-	555,836	-
Closing balance	-	9,444,164	-	9,444,164	-
Total	-	159,800,203	-	159,800,203	180,522,734
<b>14. Loan from other organisations</b>					
<b>(i) Progoti Construction</b>					
Opening balance	3,194,063	-	-	3,194,063	4,814,063
Less: Refund during the year	-	-	-	-	1,620,000
	3,194,063	-	-	3,194,063	3,194,063
Add: Received during the year	600,000	-	-	600,000	-
	3,794,063	-	-	3,794,063	3,194,063
Add: Transferred from Shishithortho loan	-	-	-	-	-
Closing balance	3,794,063	-	-	3,794,063	3,194,063
<b>(ii) Staff provident fund</b>					
Opening balance	-	4,905,218	-	4,905,218	2,942,750
Add: Received during the year	-	1,913,500	-	1,913,500	1,962,468
	-	6,818,718	-	6,818,718	4,905,218
Less: Refund during the year	-	200,000	-	200,000	-
Closing balance	-	6,618,718	-	6,618,718	4,905,218
<b>(iii) Loan from others</b>					
Opening balance	79,946,421	-	8,995,579	88,942,000	40,050,300
Add: Received during the year	10,798,163	-	-	10,798,163	49,636,486
	90,744,584	-	8,995,579	99,740,163	89,686,786
Less: Refund during the year	225,000	-	-	225,000	744,786
	90,519,584	-	8,995,579	99,515,163	88,942,000
Less: Transfer to fund account	48,054,721	-	8,995,579	57,050,300	-
Closing balance	42,464,863	-	-	42,464,863	88,942,000
<b>(iv) Loan from staff welfare fund</b>					
Opening balance	-	1,600,000	-	1,600,000	1,600,000
Add: Received during the year	-	-	-	-	-
	-	1,600,000	-	1,600,000	1,600,000
Less: Refund during the year	-	-	-	-	-
Closing balance	-	1,600,000	-	1,600,000	1,600,000
Total	46,258,926	8,218,718	-	54,477,644	98,641,281



**UTTARAN**

**Programme wise notes to the consolidated financial statements  
for the year ended 30 June 2022**

Particulars	2022				Annexure-F
	General BDT	Micro Credit BDT	Projects BDT	Total BDT	2021 Total BDT
<b>15. Inter-project loan</b>					
Opening balance	(32,145,684)	-	32,145,684	-	-
Add: Received during the year	4,103,381	-	9,636,006	13,739,387	17,810,062
	(28,042,303)	-	41,781,690	13,739,387	17,810,062
Less: Payment during the year	9,636,006	-	4,103,381	13,739,387	17,810,062
	(37,678,309)	-	37,678,309	-	-
Less: Transfer to Others Loan Account	-	-	-	-	-
Closing balance	(37,678,309)	-	37,678,309	-	-
<b>16. Other liabilities</b>					
<b>(i) Liability for expense</b>					
Opening balance	-	-	300,000	300,000	300,000
Add: Provision during the year	-	57,500	-	57,500	-
	-	57,500	300,000	357,500	300,000
Less: Payment during the year	-	-	300,000	300,000	-
	-	57,500	-	57,500	300,000
Less: Adjustment during the year	-	-	-	-	-
Closing balance	-	57,500	-	57,500	300,000
<b>(ii) Staff Security Fund</b>					
Opening balance	-	-	3,035,604	3,035,604	2,974,342
Less: Transfer to general fund	-	-	3,035,604	3,035,604	-
	-	-	-	-	2,974,342
Add: Transfer from Project Account	3,035,604	-	-	3,035,604	-
	3,035,604	-	-	3,035,604	2,974,342
Add: Received during the year	-	-	-	-	130,000
	3,035,604	-	-	3,035,604	3,104,342
Less: Refund during the year	1,012,000	-	-	1,012,000	68,738
Closing balance	2,023,604	-	-	2,023,604	3,035,604
Closing balance	2,023,604	57,500	-	2,081,104	3,335,604
<b>17. Group members' savings</b>					
Opening balance	-	122,247,937	-	122,247,937	118,559,242
Add: Collection during the year	-	87,587,269	-	87,587,269	78,874,040
	-	209,835,206	-	209,835,206	197,433,282
Add: Interest during the year	-	-	-	-	-
	-	209,835,206	-	209,835,206	197,433,282
Less: Refund during the year	-	75,079,280	-	75,079,280	75,185,345
Closing balance	-	134,755,926	-	134,755,926	122,247,937
<b>18. Security money</b>					
Opening balance	-	1,697,119	-	1,697,119	1,963,338
Add: Collection during the year	-	9,000	-	9,000	54,000
	-	1,706,119	-	1,706,119	2,017,338
Less: Refund during the year	-	249,687	-	249,687	320,219
Closing balance	-	1,456,432	-	1,456,432	1,697,119
<b>19. Members' loan insurance</b>					
Opening balance	-	11,943,172	-	11,943,172	11,086,866
Add: Collection during the year	-	1,757,870	-	1,757,870	1,677,510
	-	13,701,042	-	13,701,042	12,764,376
Less: Refund during the year	-	645,224	-	645,224	821,204
Closing balance	-	13,055,818	-	13,055,818	11,943,172
<b>20. Loan loss provision</b>					
Opening balance	-	7,461,057	-	7,461,057	8,518,764
Add: Addition during the year	-	674,377	-	674,377	-
	-	8,135,434	-	8,135,434	8,518,764
Less: Adjustment during the year	-	-	-	-	1,057,707
Closing balance	-	8,135,434	-	8,135,434	7,461,057

**UTTARAN**

**Programme wise notes to the consolidated financial statements  
for the year ended 30 June 2022**

Particulars	2022				Annexure-F
	General BDT	Micro Credit BDT	Projects BDT	Total BDT	2021 Total BDT
<b>21. Grants income</b>					
<b>Project</b>					
Expense for project	-	-	202,158,716	202,158,716	319,469,887
<u>Less: Bank interest</u>	-	-	112,090	112,090	93,918
	-	-	202,046,626	202,046,626	319,375,969
<u>Less: Other income</u>	-	-	2,296,890	2,296,890	2,880,549
	-	-	199,749,736	199,749,736	316,495,420
	-	-	199,749,736	199,749,736	316,495,420
<b>Other</b>					
Grant received (note 21.1)	3,476,844	13,598,800	-	17,075,644	45,715,516
<b>Total</b>	<b>3,476,844</b>	<b>13,598,800</b>	<b>199,749,736</b>	<b>216,825,380</b>	<b>362,210,936</b>
<b>21.1 Details of grant received</b>					
<b>Donner</b>					
UNDP	-	-	42,518,503	42,518,503	67,110,468
Misereor-Germany	-	-	40,866,535	40,866,535	32,578,031
Solidaridad Internacional	-	-	25,641,528	25,641,528	37,621,874
European Commission	-	-	21,039,670	21,039,670	-
SIMAVI WASH	-	-	16,460,803	16,460,803	21,138,233
DFID/Manusher Jonno Foundation (MJF)	-	-	13,140,733	13,140,733	18,283,896
Palli Karma Sahayak Foundation	88,547	-	9,003,890	9,092,437	4,714,260
HELVETAS	-	-	8,233,877	8,233,877	717,385
EDUCO	-	-	5,951,838	5,951,838	13,423,523
Action Against Hunger I Action Contre la Faim	-	-	3,630,782	3,630,782	-
World Food Program (WFP)	-	-	2,849,570	2,849,570	5,387,753
Booth ENDS-Netherlands	-	-	2,443,104	2,443,104	1,972,379
Christian Aid	2,203,496	-	-	2,203,496	-
IDCOLE	-	-	969,750	969,750	1,252,800
Finish Mondial	-	-	545,636	545,636	-
Bangladesh Government	429,801	-	297,915	727,716	16,368,048
Deutsche Gesellschaft fur Internationale Zusammenarbeit (GIZ) GmbH	-	-	158,385	158,385	765,232
The Share Trust	-	-	9,200	9,200	-
DFID/Start Fund	-	-	-	-	53,974,779
Islamic Relief World (IRW)	-	-	-	-	33,209,464
United Way Worldwide	-	-	-	-	4,139,988
Save the children	-	-	-	-	3,413,300
Food & Agriculture Organization (FAO)	-	-	-	-	2,529,479
British Council	-	-	-	-	832,000
	<b>2,721,844</b>	<b>-</b>	<b>193,761,719</b>	<b>196,483,563</b>	<b>319,432,892</b>
<b>Other</b>					
Fund from General Fund and Others	-	13,598,800	-	13,598,800	43,725,000
Miscellaneous	-	-	-	-	641,100
Mr. Yoshiki Takeshima (Japan)	-	-	-	-	545,675
Manabadhikar Shongskriti Foundation (MSF)	-	-	-	-	323,731
Crowed Fund	755,000	-	-	755,000	300,000
Global Giving	-	-	-	-	92,953
BNPS	-	-	-	-	87,057
	<b>755,000</b>	<b>13,598,800</b>	<b>-</b>	<b>14,353,800</b>	<b>45,715,516</b>
<b>Total</b>	<b>3,476,844</b>	<b>13,598,800</b>	<b>193,761,719</b>	<b>210,837,363</b>	<b>365,148,408</b>
<b>22. Micro credit income</b>					
Service charge collection	-	27,416,177	-	27,416,177	28,996,930
Others (MCP)	-	258,522	-	258,522	1,418,222
House rent from employee	-	124,251	-	124,251	273,650
Pass book sale	-	50,480	-	50,480	166,385
Loan form sale	-	34,095	-	34,095	47,230
Recovery of write off loan	-	33,915	-	33,915	158,762
Members admission fee	-	28,350	-	28,350	65,180
<b>Total</b>	<b>-</b>	<b>27,945,790</b>	<b>-</b>	<b>27,945,790</b>	<b>31,126,359</b>

**UTTARAN**

**Programme wise notes to the consolidated financial statements  
for the year ended 30 June 2022**

Particulars	2022				Annexure-F
	General BDT	Micro Credit BDT	Projects BDT	Total BDT	2021
					Total BDT
<b>23. Other income</b>					
Shared staff salary & Management Cost received	24,225,248	-	-	24,225,248	11,049,765
IDRT Contribution	4,120,566	-	-	4,120,566	-
Overhead cost received (note 23.1)	4,006,608	-	-	4,006,608	8,951,213
Interest on investment	-	2,122,991	-	2,122,991	3,590,587
Contribution from members	-	-	1,633,406	1,633,406	1,438,523
House rent received	1,410,078	-	-	1,410,078	1,131,814
Old Motorcycle sale	856,300	-	-	856,300	-
Others Income	753,566	-	16,000	769,566	350
ICS sale	-	-	528,430	528,430	583,680
Biogas Plant Sale	-	-	91,000	91,000	823,000
Service charge collection	-	-	28,054	28,054	34,921
Staff Contribution for Oxygen Support	-	-	-	-	445,214
Members admission fee	-	-	-	-	40
Pass book sale	-	-	-	-	20
Loan form sale	-	-	-	-	15
<b>Total</b>	<b>35,372,366</b>	<b>2,122,991</b>	<b>2,296,890</b>	<b>39,792,247</b>	<b>28,049,142</b>
<b>23.1 Overhead cost received</b>					
Community Cohesion Project	1,778,368	-	-	1,778,368	2,046,963
Accerting Marginalized Access to Right (AMAR) Project	997,119	-	-	997,119	-
Efficient and Accountable Local Governance (EALG) Project	670,281	-	-	670,281	-
STEP Project	200,240	-	-	200,240	-
ICVGD	186,419	-	-	186,419	348,529
Prevention and Elimination of Hazardous Form of Child Labour in Coastal Areas of Bangladesh	101,963	-	-	101,963	-
Financial Inclusion Improves Sanitation and Health (Finish) Mondial Project of Kalaroa Municipality	72,218	-	-	72,218	-
Disaster Response and Recovery Facility COVID 19 Crisis Response(DRRF) Project	-	-	-	-	1,181,469
Ramadan Support for FDMNs in Cox's Bazar-2020 under Cox's Bazar, Bangladesh	-	-	-	-	1,000,000
Assist Marginalized People with Humanitarian Need (AMPHAN) in Khulna, Satkhira and Jashore District	-	-	-	-	980,148
Providing Extended Humanitarian Assistance in south west Bangladesht	-	-	-	-	814,944
Emergency Support and anticipated effort for south west coatal Bangladesh	-	-	-	-	801,986
Others	-	-	-	-	519,286
IRW Resilience COVID-19 Project	-	-	-	-	789,992
Emergency support to extremely vulnerable and Humanitarian Assistance to the Amphan Affected People Living in Southern Parts of Bangladesh	-	-	-	-	152,642
"Multi-Purpose Cash Grant (MPCG) to Support Emergency Food Assistance for the worst cyclone affected vulnerable households"	-	-	-	-	136,149
Prevention and Elimination of Hazardous Form of Child Labour in Coastal Areas of Bangladesh	-	-	-	-	85,470
<b>Total</b>	<b>4,006,608</b>	<b>-</b>	<b>-</b>	<b>4,006,608</b>	<b>8,951,213</b>



**UTTARAN**

**Programme wise notes to the consolidated financial statements  
for the year ended 30 June 2022**

Particulars	2022				Annexure-F
	General BDT	Micro Credit BDT	Projects BDT	Total BDT	2021 Total BDT
<b>24. Bank interest</b>					
General Fund	63,235	-	-	63,235	305,632
MCP	-	46,161	-	46,161	253,031
Community Cohesion Project			42,872	42,872	-
APROTIRODHO and SAFAL	-	-	22,893	22,893	25,785
AMAR Project			8,903	8,903	4,115
Prevention and Elimination of Hazardous Form of Child Labour in Coastal Areas of Bangladesh			7,818	7,818	4,284
SEIP and SIMAVI	-	-	7,521	7,521	7,354
WASH SDG WAI Bangladesh Subprogramme implementation phase-2			6,676	6,676	9,338
River Basin and Education	-	-	3,620	3,620	2,415
Strengthening Disaster Resilience at School			2,834	2,834	-
STEP Project			2,525	2,525	-
IDCOL and SFP	-	-	1,925	1,925	2,433
BSRM Water Support Project			1,838	1,838	5,870
Advance Sustainable indigenous Agro- ecological Livelihood(ASIA-Livelihood) Project			628	628	-
UMIMCC	-	-	621	621	760
ASIA and VSP	-	-	613	613	1,233
Financial Inclusion Improves Sanitation and Health (Finish) Mondial Project of Kalaroa Municipality under Satkhira District (Finish Mondial-DGIS) Bangladesh.			463	463	-
ICVGD			277	277	218
Locally Led Disaster Reduction in the Bangladesh Coastal Region Project			63	63	-
Disaster Response and Recovery Facility COVID 19 Crisis Response(DRRF) Project			-	-	9,345
Sustainable River Basin Management Project for Shibsha River.			-	-	4,965
Strengthening Resilience of Forcibly Displaced Myanmar Nationals (FDMN) & Host Community in Cox's Bazar			-	-	5,482
COVID-19 Impact Mitigation for Forcibly Displaced Myanmar Nationals (FDMN) in Cox's Bazar Camps			-	-	4,579
Emergency COVID-19 Sensitive life Saving Support for Cyclone.			-	-	2,443
Covid 19 Response: Emergency Support for extreme poor communities.			-	-	1,947
Emergency support to extremely vulnerable and high-risk households with life-saving support through agriculture livelihood and cash for work assistance in the Cyclone Amphan-Affected Areas"			-	-	1,020
Staff Reserve Fund			-	-	240
VGD			-	-	92
<b>Total</b>	<b>63,235</b>	<b>46,161</b>	<b>112,090</b>	<b>221,486</b>	<b>652,581</b>
<b>25. Personnel cost</b>					
Salaries and benefits	14,260,780	12,457,039	61,507,366	88,225,185	94,499,426
Provident fund	-	1,542,147	28,572	1,570,719	2,449,383
<b>Total</b>	<b>14,260,780</b>	<b>13,999,186</b>	<b>61,535,938</b>	<b>89,795,904</b>	<b>96,948,809</b>

**UTTARAN**

**Programme wise notes to the consolidated financial statements  
for the year ended 30 June 2022**

Particulars	2022				Annexure-F
					2021
	General BDT	Micro Credit BDT	Projects BDT	Total BDT	Total BDT
<b>26. Program cost</b>					
Organize and conduct skills training			32,666,758	32,666,758	
Programme Cost			2,761,135	2,761,135	18,002,929
Interest on savings	-	10,789,887	-	10,789,887	9,375,898
Beneficiaries training/meeting/materials/orientation			6,369,389	6,369,389	-
General Programme Activities			4,472,513	4,472,513	-
Improved Demand Creation and Use of Equitable & Sustainable Services			3,992,693	3,992,693	-
Water Plant Instalation			3,643,083	3,643,083	4,751,477
Distribution of Emergency Package to the fire victims in Rohingya camps			2,609,320	2,609,320	-
Social Awareness and Hyigine Kits Support Considering the Current COVID-19 Situation			2,495,500	2,495,500	-
Distribution of Emergency Package to the fire victims in Host Community			2,311,338	2,311,338	-
Improved Gender and Social Inclusion			2,275,394	2,275,394	-
Training duration for one month			2,260,640	2,260,640	-
Food support	-	-	1,943,923	1,943,923	3,806,233
Training duration for two month			1,931,126	1,931,126	-
Women livelihood skills development & business support			1,882,580	1,882,580	-
Mass grass root mobilization for accessing and asserting rights over Khasland, inheritance property and social safety net services			1,821,700	1,821,700	-
Gas cylinder refill and transportation cost			1,703,800	1,703,800	-
Visibility	-	-	1,561,713	1,561,713	391,857
Training duration for three month			1,523,468	1,523,468	-
Women Livelihood Skills Development & Business Support			1,511,194	1,511,194	-
Women Livelihood Skills Development & Business Support			1,473,446	1,473,446	-
Organize exit meetings with the cluster based Producer Groups to develop an exist plan for continuing project activities			1,360,148	1,360,148	-
Engagement with Local Government Institutions and authorities for ensuring rights of the target groups			1,241,576	1,241,576	-
Nursery Entrepreneur			1,178,660	1,178,660	85,450
Organize mass awareness events on critical social and nutrition promotion issues in partnership with private sectors, trade bodies and government line department.			1,127,380	1,127,380	-
Start-up grants – tool kits			996,000	996,000	-
Promote and scale standard farming practices and post-harvest management in 60 clusters in collaboration with private sectors and public authorities. A discussion session will be organized in each of the PGs of 60 clusters once in a cropping season. PG members and the local supply chain actors will take part in the discussion.			937,589	937,589	-
Develop union wise sustainable land and water use plan in the unions of selected upazila using information from crop production index.			934,838	934,838	-
Apprenticeships for trainees			900,000	900,000	-
Organise meetings in each clusters to support the producer groups to have their self-assessment for scale adoption of good practices and to take forward the learning in the follow on seasons.			886,966	886,966	-
Provide Mosquito Net for Roghinya HH			881,091	881,091	-
Provide Mosquito Net for Roghinya HH			854,700	854,700	-

UTTARAN

Programme wise notes to the consolidated financial statements  
for the year ended 30 June 2022

Particulars	2022				Annexure-F
	General BDT	Micro Credit BDT	Projects BDT	Total BDT	2021 Total BDT
Strengthen partnerships and engagement with public, private local and urban stakeholders in 60 farming clusters for sustaining their efforts on safe and quality food production. The farming clusters would be supported to review and adjust the plan for production and marketing of food. The plan will be developed through identifying critical risks in existing context and formulating risk mitigation actions.			848,696	848,696	-
Community Cohesion Centre (CCC)			824,910	824,910	-
COVID-19 Social awareness			741,650	741,650	-
Community Cohesion Centre (CCC)			732,192	732,192	493,700
Cost of goods purchase			694,650	694,650	194,700
Start up grants-conditional cash transfer			660,000	660,000	-
Provide Food Support to Host Families			650,000	650,000	-
Organize the landless farmers and conduct regular community dialogues to understand needs of the community and gaps in services			620,578	620,578	-
Collaboration with CSOs, media and local NGOs to have a strong persuasion with key actors and to replicate the process of other areas			612,656	612,656	-
Improve institutional processes of business linkages support to 60 production clusters to strengthen access to quality of inputs and food supply to local and urban markets.			603,923	603,923	-
Entrepreneurship & skills development for Women & Adolescents girls			524,555	524,555	-
Improved Public Sector Sustainable and WASH Equitable Service Delivery and Governance			505,057	505,057	-
Developing contingency plan at Family level			500,000	500,000	-
Non-recurrent expenditure (investment)			480,100	480,100	-
Covid-19	473,527		-	473,527	-
Update the business plan, increasing trade volume and service coverage and record keeping of community based entrepreneurs.			460,549	460,549	-
Small scale DRR mitigation scheme (bridge, connecting road construction/ repairing, small canal excavation, raise playground)			459,000	459,000	-
Facilitate quarterly executive committee meeting in each of the producer groups to discuss overall production and marketing status, challenges and different social issues of the community.			444,544	444,544	-
Distribution of Safety Kit			400,360	400,360	-
Providing education materials (School Dress/School Bag, Khata, Ball pen etc)			393,811	393,811	-
Provide legal education and aid services to the targeted people to solve legal disputes related to khasland transfer and inheritance property			377,036	377,036	-
Oxygen Support			369,821	369,821	-
Increase sourcing and supply of food to local and urban markets through local entrepreneurs, the Lead Farmers, Producer Company Associates, Community Livestock Service Providers. They will be supported in planning for developing business network with local and nearby urban market buyers and to deliver their services to the producers on food safety and post-harvest management. (Planning meeting)			359,595	359,595	-
Awareness raising session on COVID-19			357,500	357,500	-
Quarterly Meeting of the upazila pani committee			350,522	350,522	-
Volunteers Allowance			342,579	342,579	-

**UTTARAN**

**Programme wise notes to the consolidated financial statements  
for the year ended 30 June 2022**

Particulars	2022				Annexure-F
	General BDT	Micro Credit BDT	Projects BDT	Total BDT	2021
					Total BDT
Provide Food Support to Host Families			325,000	325,000	-
Improved Private Sector Sustainable, Access to Finance & Equitable WASH Service Delivery			323,019	323,019	-
Gender Mainstreaming			330,908	330,908	-
Programme relevant transportation & visibility cost			304,356	304,356	-
Staff development & capacity building			294,177	294,177	17,721
Quarterly meeting of four river basin committee			290,901	290,901	-
Promote the use of digital technologies for demand aggregation and agricultural advisory services such as digital soil testing among the farmers and local supply chain actors through awareness building and campaigning at Producer group and Cluster level in collaboration with the local officials of relevant government department (DAE, DLS, DFO, DAM);			277,085	277,085	-
Information sharing and facilitation for access to government declared intensive packages and financial services for the farmers and entrepreneurs.			269,866	269,866	-
Business linkage support to link them with suitable private sectors expanding customer base. (Cluster wise market promotion)			269,279	269,279	-
Social Accountability Mainstreaming (SAM)			256,180	256,180	-
Quarterly coordination and planning meeting with CNVs for supporting them to develop household visit plan, defining issues for counselling and orienting them on updated Nutrition and SRH issues.			251,717	251,717	-
Pilot Plot Set Up for selected Agro-ecological livelihood option			249,950	249,950	-
ICS production			238,249	238,249	200,212
Programme relevant transportation and visibility cost In coordination with Upazilla and Union level stakeholders combine the economic model of CNV for extending community level health, hygiene, nutrition and reproductive health services to sustain and expand their businesses outreach;			227,137	227,137	-
Develop and document a crop calendar in collaboration with local government			219,415	219,415	-
Advocacy and Lobby training 3 members of each group			214,580	214,580	-
Ambulance Aid			194,990	194,990	-
Livelihood skills development support for Disable & Older people			191,753	191,753	-
Self-resilience & Entrepreneurship Capacity Development for Women & Girls			188,000	188,000	-
Vaccine Registration			185,180	185,180	-
Labour charge			183,760	183,760	-
Open Fisheries released for sustainable land use model			180,885	180,885	150,254
Monthly field meeting by Paani committee volunteers			179,894	179,894	-
Blanket			173,000	173,000	-
Field Visit to Pilot Plots and TRM site			168,600	168,600	-
Organize observation of Global Handwashing day and international women's day in collaboration with relevant government department and CSOs.			164,435	164,435	-
Workshops with the local elected			162,024	162,024	-
Develop Training Manual on piloted agro-ecological livelihood			153,940	153,940	-
Sales Promotional Exp.(Per SHS)			150,000	150,000	-
			148,690	148,690	81,881

UTTARAN

Programme wise notes to the consolidated financial statements  
for the year ended 30 June 2022

Particulars	2022				Annexure-F
	General BDT	Micro Credit BDT	Projects BDT	Total BDT	2021 Total BDT
Loos Tools (Assembling tools)			128,148	128,148	122,437
Monthly staff meeting			120,818	120,818	20,616
Orientation on Multi Hazard disaster preparedness (cyclone, water logging, floods etc.) and CCA for Parents			118,200	118,200	-
Provide MHPSS (Mental Health and Psychosocial Support) and referral support to affected children and adolescent			109,609	109,609	-
Self-Resilience & Entrepreneurship Capacity Development for Women & Girls			103,470	103,470	-
Distribution Load/Unload Cost			100,934	100,934	-
Art book Competition at School level			100,193	100,193	-
Video documentation			100,000	100,000	44,900
Volunteer honorarium, Travel and communication cost			91,792	91,792	-
Volunteers for small scale DRR mitigation schemes			89,996	89,996	-
Publication (brochure, pamphlet, poster, Poster, Signboard, Banner annual report etc.)			89,460	89,460	-
Vaccination(six Month after), deworming( four months after), treatment & breeding(both as per need)			82,700	82,700	-
Feeds and feeding & regular monitoring			81,121	81,121	-
Establish a study corner in the selected school			80,000	80,000	-
Mock Drill on DRR at School			79,955	79,955	-
Health Camp in Schools			79,773	79,773	-
bi-monthly meetings with relevant government departments at Upazila level			79,520	79,520	-
Formation student clubs and hygiene education session with handwashing demonstration			77,910	77,910	-
Organize two human chain & memorandum submission			75,184	75,184	-
Students Selection (Community Mobilization, Booth Operation, Trade Matching and Others)			74,999	74,999	-
Half yearly meeting			61,067	61,067	-
Organise inception workshop at Upazila level			60,000	60,000	-
Day Observation on International Water Day and International Women Day			59,916	59,916	-
Quarterly meeting of Paani Committee meeting with local government, BWDB officials and other			59,880	59,880	-
Bio-gas Plant set up(Chula, lata pipe, gas valve etc)			57,000	57,000	431,770
Dry food items distribution			55,000	55,000	-
COVID-19 activities			54,850	54,850	-
Interactive theatre engaging the children, teachers and parents to promote awareness about disasters.			50,056	50,056	-
Job Conference			50,000	50,000	-
Printing Item			48,750	48,750	13,779
Job Placement			47,116	47,116	-
Capacity building to the youth volunteer on disaster preparedness plan through Red Crescent			44,963	44,963	-
Press conference at districts level			43,364	43,364	20,000
Demand Creation			42,645	42,645	-
Distribution Load/Unload Cost			41,750	41,750	-
Press conference at district level			40,005	40,005	33,250
IEC materials development, design & printing cost			39,963	39,963	427,939
Bi-Monthly meeting of youth Paani Committee members			39,895	39,895	-
Transportation			39,485	39,485	115,500
Training Manual Development			35,638	35,638	-
Dialogue with BWDB			35,015	35,015	-
Project Inception Meeting at 3 Union Parishad			34,970	34,970	63,730
Wall painting and Leaflet for students and parents			34,300	34,300	-



**UTTARAN**
**Programme wise notes to the consolidated financial statements  
for the year ended 30 June 2022**

Particulars	2022				Annexure-F
	General BDT	Micro Credit BDT	Projects BDT	Total BDT	Total BDT
Develop School based Risk Reduction Action Plan (RRAP)			29,978	29,978	-
Community Risk Assessment (CRA) (Conduct at Schools' attachment areas)			29,952	29,952	-
Solid Waste Collection			27,712	27,712	-
Monitoring			27,000	27,000	-
TRM Cost			26,200	26,200	-
Community site identification			25,199	25,199	34,823
Three Expouser Visit to TRM Basin			25,000	25,000	42,512
Project completion report (soft and hard copies)			25,000	25,000	-
Campaign Morjodai Ghorri Samota Equality through Dignity			25,000	25,000	-
Orientation on Goat Management for Heifer			23,890	23,890	-
Capacity building of student brigade on early warning, CBDRR, first aid etc.			23,871	23,871	-
Training on Multi Hazard disaster preparedness (Cyclone, water logging, floods etc.) and CCA for Students			20,954	20,954	-
PDM Cost for Uttaran			20,500	20,500	-
Awareness raising session with the students parents to set up hand washing place with soap and water			20,090	20,090	-
Establish a Napkin Corner in the selected Schools			20,000	20,000	-
COVID-19 Awareness session in Schools			20,000	20,000	-
Vollunteer			20,000	20,000	-
Sexual and Gender Based Violence (SGBV) awareness raising at school			19,965	19,965	-
Workshop on Market Linkage development with local service providers (supply Chain/ Entrepreneurship development			19,900	19,900	-
FM Introduction			19,306	19,306	-
Others Expenses			18,368	18,368	-
Evaluation			15,593	15,593	-
Desludging Service			15,380	15,380	-
Monthly/bi-monthly staff coordination meeting			13,970	13,970	-
Value production			10,515	10,515	-
Phase out workshop			17,720	17,720	-
Cleaning and Disinfecting equipments			16,594	16,594	-
Awareness campaign through local TV, miking etc.			14,700	14,700	-
Formation of student brigade			9,946	9,946	-
Project & beneficiaries database and Final report preparation and printing			9,600	9,600	-
Government enabling sanitation and waste management IGA Assesment			8,600	8,600	-
Coordination Meeting regarding sustainability with DLO,ULO,DSS.			7,835	7,835	-
Orientation on Multi Hazard disaster preparedness (cyclone, water logging, floods etc.) and CCA for Teachers and SMC (school management committee)			7,135	7,135	-
Heifar Goat Distribution			5,927	5,927	-
Quarterly Coordination Meeting with DPE Officials at District level			5,770	5,770	-
Discount to Customer			4,000	4,000	70,000
Quarterly coordination meeting with DPE officials at upazila level			4,000	4,000	12,000
Hotline number for telemedicine, Oxygen Bank and ambulance			3,200	3,200	-

**UTTARAN**
**Programme wise notes to the consolidated financial statements  
for the year ended 30 June 2022**

Particulars	2022				Annexure-F
	General BDT	Micro Credit BDT	Projects BDT	Total BDT	2021 Total BDT
Utilise the learning from the cluster and ecosystem based food production systems and value chains development to promote land and water use efficiency;			1,440	1,440	-
Wages (Loading & Unloading)			400	400	-
Unconditional/Multipurpose Cash Support			-	-	27,691,000
Create employment for 5000 beneficiaries for 20 days each for quick impact projects (Repair/rehabilitate public infrastructure in cluding rural roads Schools,Markets canals,etc) including safe traveling from home to site and Return, reporting progress over mobile etc.			-	-	21,090,000
Cow supply			-	-	13,607,700
Disaster Risk Reduction			-	-	9,708,951
Training duration for four month			-	-	9,011,093
NFI support/Clothing suppprt for Camp 8 West			-	-	7,990,664
Livelihood Support			-	-	7,525,000
Hygiene Kits			-	-	6,493,212
Training duration for one month			-	-	4,466,810
Improved Demand Creation and Use of Equitable & Sustaible Services			-	-	4,437,397
Training duration for two month			-	-	4,069,234
Tution Fees/Conveyance/Tiffin			-	-	3,955,300
Emergency health kits distribution			-	-	3,908,750
Food support/Cash Support (3 Months)			-	-	3,225,000
Providing food support to the affected HHs for children and family members.			-	-	3,131,831
Advocacy for sustainable embankments and pumping of saline water			-	-	3,114,385
Apprenticeships for trainees			-	-	2,823,714
Start-up grants – tool kits			-	-	2,748,626
Facilitation of training session in the PGs on good agriculture and climate smart sustainable farming practices in selected subsectors/commodities			-	-	2,484,276
Good Quality tools for each for work (one set 1* Spade and 2* baskets jhuree.			-	-	2,371,850
Training duration for six month			-	-	2,320,344
Improved Gender and Social Inclusion			-	-	2,243,079
Fooding Cost			-	-	2,098,848
Kitchen Materials			-	-	1,866,427
Overhead to Partner			-	-	1,708,331
Cash for work			-	-	1,582,800
Promote and scale standard farming practices and post-harvest management in 60 clusters in collaboration with private sectors and public authorities. (A discussion session in each PG of 60 Clusters once in a season engaging PG members and local supply chain actors).			-	-	1,351,080
Volunteer Allowance			-	-	1,264,000
Building and strengthening capacity of LFs, and CLSPs by organizing training, cross visit, refreshers etc.			-	-	1,105,959
Start up grants-conditional cash transfer			-	-	1,064,000
Improved Public Sector sustainable and WASH Equitable Service Delivery and Governance			-	-	1,016,467
Establishment, equipment and furniture for 2 Community cohesion centres			-	-	996,325
Hygiene pack and Safety materials (mask, detergent, Hand Sanitizer, Sanitary Napkin, Soaps and Bucket).			-	-	917,608

**UTTARAN**

**Programme wise notes to the consolidated financial statements  
for the year ended 30 June 2022**

Particulars	2022				Annexure-F
	General BDT	Micro Credit BDT	Projects BDT	Total BDT	2021 Total BDT
Coronavirus Related Support Activities					917,000
Transport & Distribution					844,430
Hygiene Kit					817,000
Sewing machine, accessories & fabrics					800,000
Training Center Rent					750,000
Collectivisation of adolescent girls and boys and establishment of adolescent club (include rent and operational cost)	-	-	-	-	701,158
Organize training/workshop/seminar as defined in methods					620,256
Active Citizen non residential Training					600,000
Qurbani cost	-	-	-	-	558,247
Clothing Items support for 180 HH:					545,940
Shelter up gradation	-	-	-	-	532,350
Educational Material Distribution for the Children (Khata, Pencil, Eraser, Pen, Geometry Box,)					515,709
Demonstration and dissemination of innovative and proven climate smart technologies	-	-	-	-	508,199
Improve Private Sector Sustainable, Access to Finance & Equitable WASH Service Delivery					485,964
Survival support for the climate & Disaster Victims					450,000
Centre start and Closing					450,000
Training for CNVs on (both new and existing) nutrition, dietary diversity, IYCF, health and hygiene and SRHR (total CNV 130	-	-	-	-	445,218
Update the business plan, increasing trade volume and service coverage and record keeping of community based entrepreneurs.					436,756
Transportation & other logistics cost					426,218
Develop Advocacy and Campaign Material					419,286
Operation Cost:					417,940
Training Venue & Accommodation					374,000
Materiaks and Skill Labour Support i.e. bricks, bamboo,sand,compactor,(Durmu)					367,445
Training Materials					350,000
Training Manual Development					311,730
Identify local training needs (types of training) by conduct an assessment (time of total project period)					300,000
Regular backstopping support to lead farmers, CLSP, PCA through regular planning and coordination meeting	-	-	-	-	294,141
Facilitate quarterly executive committee meeting in each of the producer groups to discuss overall production and marketing status, challenges and different social issues of the community.					291,568
Shelter reparing					290,000
Service delivery cost					275,166
Research and Publication					270,000
Water Tank for drinking water preservation(100L)					269,700
School Reparing					249,989
Shelter and Non-Food Items					249,000
Warehouse facilities cost (8 Upazilas for 3 months)					240,000
Quarterly meeting of upazila panni committee(31 members in each committee)					226,539
Land Mobilization Corner					222,000

**UTTARAN**

**Programme wise notes to the consolidated financial statements  
for the year ended 30 June 2022**

Particulars	2022				Annexure-F
	General BDT	Micro Credit BDT	Projects BDT	Total BDT	2021 Total BDT
Dialogue with selected MFIs through workshop/meeting for developing and testing customized financial products and equity for the small holders and micro entrepreneurs	-	-	-	-	216,566
Organise meetings in each clusters to support the producer groups to have their self-assessment for scale adoption of good practices and to take forward the learning in the follow on seasons.	-	-	-	-	216,145
Training, Meeting, Allowance & Advocacy and Campaign Material	-	-	-	-	215,480
Transportation loding and unloading	-	-	-	-	215,407
Protection including Gender Based Violence	-	-	-	-	212,000
Governance session for new PGs	-	-	-	-	206,685
Nutritious food for underprivileged covid patients	-	-	-	-	203,127
Inception Meeting with office of the Deputy Commissioner/local Government Authority.	-	-	-	-	190,066
Community consultation Workshops on BDP	-	-	-	-	189,915
Training for school children on nutrition, health and hygiene issues in collaboration with the governing bodies of selected schools	-	-	-	-	187,050
Pond disinfection	-	-	-	-	187,000
Quarterly meeting of the river basin committee	-	-	-	-	181,510
Climate change Assessment	-	-	-	-	178,253
Annual General Meeting of the Producer Groups	-	-	-	-	174,740
Training on Group Management and Leadership	-	-	-	-	172,527
Warehouse rental	-	-	-	-	168,000
Transportation of materials Visibility procurement and staff Security	-	-	-	-	167,921
Baby food	-	-	-	-	167,500
Repairing of tube-well at school and or Cyclone Shelter	-	-	-	-	159,017
Promote the use of digital technologies for demand aggregation and agricultural advisory services such as digital soil testing among the farmers and local supply chain actors through awareness building and campaigning at Producer group and Cluster level in collaboration with the local officials of relevant government department (DAE, DLS, DFO, DAM);	-	-	-	-	142,497
Procesing cost of Khasland and water bodies on permanent and temporary basis (average cost)	-	-	-	-	140,630
Flip Chart for Group Development & Awareness	-	-	-	-	139,821
Other Programme Support Costs	-	-	-	-	139,600
Orientation to relevant officials of MFIs and Lead Farmers on the process and procedures of new financial products.	-	-	-	-	137,767
Students Selection (Community Mobilization,Booth Operation,Trade Matching and Others)	-	-	-	-	126,958
Facilitate annual general meeting of adolescent clubs	-	-	-	-	125,625
Facilitating the affected people to process legal/policy/administrative requirement to claim compensation	-	-	-	-	123,250
Organise inecption workshop at Upazila level	-	-	-	-	119,491
Training Materials (Handout, Modules, Raw materiasl)	-	-	-	-	115,562
Gender Impact Assessment	-	-	-	-	112,647
Base Line Survey	-	-	-	-	112,416
Packeging Cost	-	-	-	-	106,250

**UTTARAN**

Programme wise notes to the consolidated financial statements  
for the year ended 30 June 2022

Particulars	2022				Annexure-F
	General BDT	Micro Credit BDT	Projects BDT	Total BDT	2021 Total BDT
Staff security (PPE, Mask, gloves, hand sanitizers, goggles )	-	-	-	-	102,530
Emergency Ambulance Support	-	-	-	-	101,688
Covid test (Home)	-	-	-	-	101,085
Net making support for Disable & Older people	-	-	-	-	100,000
Student Registration/Counselling	-	-	-	-	100,000
Quarterly coordination and planning meeting with CNVs for supporting them to develop household visit plan, defining issues for counselling and orienting them on updated Nutrition and SRH issues.	-	-	-	-	98,075
Community consultation meetings on BDP	-	-	-	-	94,891
Appeal to prime minister	-	-	-	-	94,810
Training on Khasland Management and Land law	-	-	-	-	89,606
Orientation on Project Objective, approach, strategies, planning, monitoring and reporting	-	-	-	-	84,865
Distribution of chicken, feed, veterinary services and silos	-	-	-	-	84,770
Training on group management and leadership	-	-	-	-	84,078
Training on women's rights and inheritance law	-	-	-	-	84,078
Training on access to social safety net service	-	-	-	-	84,041
Training on Kashland management and land law	-	-	-	-	83,970
Covid test (Hospital)	-	-	-	-	81,200
Publication (brochure, pamphlet, poster, annual report etc.)	-	-	-	-	80,730
Distribution Cost	-	-	-	-	77,500
Land Support	-	-	-	-	75,000
Distribution, load, unload, volunteer cost	-	-	-	-	75,000
Cash transfer charge (Mobile SIM Cost for HH)	-	-	-	-	74,700
Social Action project cost	-	-	-	-	70,000
Workshop on Gender assessment of water logging	-	-	-	-	66,405
Meeting of youth Paani committee of Tala & Paikgacha upazila with BWDB and department of women affairs officials and local political leaders	-	-	-	-	66,215
Job Placement	-	-	-	-	65,245
Booth Operation Management	-	-	-	-	65,000
Annual general meeting of the upazila panni committee	-	-	-	-	65,000
Oxymeter for Covid positive patients	-	-	-	-	63,240
Distribution aman paddy seeds	-	-	-	-	62,455
Refresher training for farmers (e.g., goat rearing, feeding system, housing management, etc.)	-	-	-	-	62,085
Gurdian Coordination Meeting	-	-	-	-	57,500
Sewing & Tailoring training	-	-	-	-	57,500
School/College level Mobilization campaign for creating awareness within society through youths	-	-	-	-	57,100
Assesment & Certification	-	-	-	-	56,045
Sensitization on WASH rights on community level, consultation, courtyard meetings and at schools (teachers)	-	-	-	-	54,236
Translation of BDP	-	-	-	-	52,200
Organize stakeholder meeting with 2 districts & 8 upazilas for project implementation & input distribution plan to identified HH	-	-	-	-	50,885
Quarterly meeting of Youth Committee with Government Official	-	-	-	-	50,722
Mask, hand sanitizer, hadwasing point	-	-	-	-	54,619

**UTTARAN**
**Programme wise notes to the consolidated financial statements  
for the year ended 30 June 2022**

Particulars	2022				Annexure-F
	General BDT	Micro Credit BDT	Projects BDT	Total BDT	2021 Total BDT
Supporting Financial Institutes for adopting and scaling up .piloted customized financial products for the small holder farmers and micro entrepreneurs.			-	-	52,519
Publication Resurch			-	-	50,700
Orientation-Student/Gurdian			-	-	50,000
Publish four poster on SRBM and peoples issue			-	-	50,000
Formation of Union Gonounayan Federation (GUF) of Quarterly Meeting of Union GUF			-	-	49,640
Implementing school WASH programs ensuring proper dessimination of the WASH message through students and teachers.			-	-	49,640
Banner, festoon, leaflate			-	-	48,275
Health and Hygiene material for Staff (Soap, mask, sanitizer etc.)			-	-	45,347
Capacity Building Workshop on Gender and Climate Change			-	-	49,844
ToT on WASH data management trainings to Uttaran Staffs			-	-	45,560
Advocacy for TRM			-	-	48,999
Press conference in Khulna we bring 5 members from Each committees and organize the press conference.			-	-	43,680
Organise days observation, celebration of relevant national and international days to raise greater awareness			-	-	42,850
Distribution of Micro-Gardening Kits (Seed, Vermicompost, spade and silo) to extreme poor farmers (inclusive or technical orientation)			-	-	42,734
Community follow up meeting			-	-	42,380
COVID-19 related persuasion Meeting with GoB at upazila level			-	-	42,000
Warehouse Maintenance/Utilities/Electricity bill			-	-	41,494
Learner photograph (500 learner)			-	-	40,205
Workshop with the Upazila & district Admin & Ministry of Water resource			-	-	40,000
Vaccination(six Month after), deworming( four months after), treatment & breeding(both as per need)			-	-	38,600
Helvetas Operation cost- M&E and Finance			-	-	36,286
Human chain			-	-	35,000
Supervision of community work			-	-	34,985
Receive & storing material			-	-	34,891
Worker mobilization			-	-	34,870
Formation of youth groups in Kapotakho			-	-	34,745
Representation meeting with GED			-	-	34,150
Dialogue with local political leader andelected representatiues with youth committee			-	-	33,250
Representation Meeting of shibsha river basin paani committee and youth committee to Ministry of water resources and to department of disaster management.			-	-	33,220
Human chain			-	-	33,200
Job Placement Cost			-	-	33,060
Signboard setup with still frame			-	-	32,333
Organize Four Human Chain and Memorandum Submission			-	-	30,550
Community mobilizer salary			-	-	30,012
Campaign Material			-	-	30,000
online press conference			-	-	28,530
Memorandum Submission			-	-	28,405
			-	-	28,405

UTTARAN

Programme wise notes to the consolidated financial statements  
for the year ended 30 June 2022

Particulars	2022				Annexure-F
	General BDT	Micro Credit BDT	Projects BDT	Total BDT	Total BDT
Leaflet	-	-	-	-	28,405
Infograph on Covid-19 disaster and woman	-	-	-	-	28,310
Hand Mike cost	-	-	-	-	28,000
Formation of Upazila Bhumi Committee	-	-	-	-	27,448
Quarterly Committee Meeting of Upazila Bhumi Committee	-	-	-	-	27,448
Work shop for TRM	-	-	-	-	26,500
Workshop with the media personel	-	-	-	-	25,000
Published NewsLetter (3+3) In Bangla (Nodi) and English (Rivers and Community)	-	-	-	-	25,000
Yearly project planning adjustment meeting	-	-	-	-	24,815
Workshop with Media at Upazila level: Khasland and inheritance Rights:	-	-	-	-	24,590
Support children to have access to the mainstream government and non-government education institutions	-	-	-	-	24,577
Staff and Volunteer Security ( PPE,Mask,Gloves,Hand Sanitizers	-	-	-	-	24,230
Three dialogue with elected	-	-	-	-	23,320
Booth operation committee orientation	-	-	-	-	22,000
Local Staffs orientation on project planning and strategic implemmentation	-	-	-	-	21,337
Orientation on Gender and Climate Change to local TV & Print Media	-	-	-	-	21,250
Distribution of Fish feed	-	-	-	-	21,201
Program coordination at local level	-	-	-	-	20,399
Monthly project coordination meeting	-	-	-	-	19,604
Field visit to draw map of poor coasial embankments in paikgacha upazila	-	-	-	-	19,000
ICVGD Inception and Project Briefing Session at Upazila Level.	-	-	-	-	19,000
Annual general meeting (AGM) of the central panni committee	-	-	-	-	18,230
Banner, Festun, Beneficiaries Card	-	-	-	-	17,155
Internship (Conveyance,communication,monitoring)	-	-	-	-	16,826
Quarterly meeting of the central panni committee (51 Members)	-	-	-	-	16,298
Cheque Received ( PD Office) 4 Cheque	-	-	-	-	16,150
Mike announcement	-	-	-	-	15,000
Data collection MIS cell	-	-	-	-	15,000
Submission of map to local and national government	-	-	-	-	14,155
Cordination meeting affected people and administrative officials to discussed problem and remedies to expedite compensation process (One coordination meeting every year)	-	-	-	-	14,050
Organised Four Public sharing meeting	-	-	-	-	13,980
Program monitoring & reporting	-	-	-	-	13,609
Agreement signature	-	-	-	-	13,360
Basic orientation and ICVGD Beneficiary Selection Process to Programme Staff.	-	-	-	-	13,000
Medical Camps and medicine supply to vulnerable people	-	-	-	-	12,955
Capacity enhancing activities aimed at women and social excluded at community level leading to enhanced skills like negotiation, consultation, financial management and decision making (Mother gathering and court yard meeting)	-	-	-	-	12,780
Quarterly Local NGOs & CSOs Coordination meeting	-	-	-	-	12,592

**UTTARAN**

Programme wise notes to the consolidated financial statements  
for the year ended 30 June 2022

Particulars	2022				Annexure-F
	General BDT	Micro Credit BDT	Projects BDT	Total BDT	2021
					Total BDT
Support education services for the children involved in hazardous work			-	-	12,556
COVID-19 related persuasion Meeting with GoB at District level			-	-	12,300
Students Enlistment			-	-	12,000
Formation of Upazila GUF			-	-	11,800
Quarterly Meeting of Upazila GUF			-	-	11,800
Bi monthly meeting of UMCC	-	-	-	-	10,807
Staff capacity development			-	-	10,535
Poster printing			-	-	10,200
Follow up training to staff on Group leadership and management/ Safe Water Management/ Sanitation/ Hygiene			-	-	9,852
Meeting with UMCC on the identified issues	-	-	-	-	9,020
Community based monitoring	-	-	-	-	9,000
Enabling the community platforms for active lobbying and consequent monitoring that inclusion of women and social excluded are adequately indicated in WASH strategic plans	-	-	-	-	9,000
National and International Day Observation in Partnership with GoB:			-	-	7,494
Advocacy with national government to reformulate polices and laws through networking with like-minded organizations			-	-	6,782
Quarterly Project activities sharing and trouble shooting meeting			-	-	6,640
Quarterly Project staff coordination meeting for all offices			-	-	5,612
Staff					
Beneficiary Information Survey-1 org			-	-	5,000
Meeting with local representative and school teacher			-	-	5,000
Staff Training			-	-	4,983
Training Expenses			-	-	3,200
Monthly Staff Coordination Meeting			-	-	2,356
Quarterly overall project coordination meetings	-	-	-	-	295
<b>Total</b>	<b>473,527</b>	<b>10,789,887</b>	<b>116,194,535</b>	<b>127,457,949</b>	<b>229,812,235</b>

**27. Administrative expenses**

House rent/office rent	1,144,144	828,078	5,034,097	7,006,319	6,328,709
Travel, lodging and per diem	671,972	310,287	5,199,018	6,181,277	5,787,888
Fuel and maintenance for Motor Cycle	250,090	579,075	1,378,976	2,208,141	3,381,266
Communication	57,145	424,162	1,557,321	2,038,628	2,055,817
Audit fee/monitoring	538,455	126,500	605,000	1,269,955	712,385
Office repair and maintenance	-	771,795	298,045	1,069,840	1,264,723
Electricity and other utilities	106,422	331,914	612,132	1,050,468	955,055
Stationery	19,254	206,591	761,307	987,152	1,059,193
Repair & Maintenance (Jeep & Pic Up)	688,462	-	-	688,462	1,012,595
Office supplies and maintenance	44,674	-	638,134	682,808	458,308
Cookeries	617,708	-	-	617,708	-
ROSC Training	28,400	-	487,750	516,150	-
Dhaka office expenses	490,954	-	-	490,954	92,966
Central management cost	-	-	462,108	462,108	451,176
Miscellaneous/cleaning materials	78,386	377,993	-	456,379	1,419,437
Oxygen Cylinder	402,500	-	-	402,500	-
Legal expenses	106,293	294,177	-	400,470	269,205
Project writing	353,081	-	-	353,081	146,240
Staff meeting and refreshment	2,698	48,624	217,450	268,772	591,171
Project approval	241,300	-	-	241,300	61,816
Oxytherapy Set	224,250	-	-	224,250	-
Publication	221,570	-	-	221,570	117,440
VGD program expenses	220,540	-	-	220,540	129,782
News paper	1,530	189,744	24,822	216,096	42,946



**UTTARAN**
**Programme wise notes to the consolidated financial statements  
for the year ended 30 June 2022**

Particulars	2022				Annexure-F
	General BDT	Micro Credit BDT	Projects BDT	Total BDT	Total BDT
Medical support	212,387	-	-	212,387	136,219
Graphics	200,000	-	-	200,000	-
Bridge/Curivert Bulding	195,460	-	-	195,460	-
Photocopy	-	-	179,396	179,396	194,900
Entertainment	22,480	140,459	6,490	169,429	181,188
Rebet expenses	-	151,696	-	151,696	52,980
TAX Token Red Jeep	141,995	-	-	141,995	-
DG/DC/UNO meeting	135,000	-	-	135,000	91,622
Court case support	134,900	-	-	134,900	161,676
Registration/Renewal/MRA annual/Credit rrating fee	-	123,394	-	123,394	162,922
Income tax payment	122,500	-	-	122,500	122,452
Face Mask for Adult	121,244	-	-	121,244	-
Annual report	117,000	-	-	117,000	3,060
Internet/email bill	22,600	-	92,360	114,960	133,760
Printing cost for office papers	31,000	-	72,455	103,455	21,650
Samokal school	100,000	-	-	100,000	100,000
Tala library	97,655	-	-	97,655	43,769
AC repair	86,957	-	-	86,957	4,000
Diary Purchase	85,000	-	-	85,000	-
Repair and maintenance	1,500	-	79,008	80,508	129,112
IDRT Maintenance Cost	70,940	-	-	70,940	211,867
Web site bill	64,840	-	-	64,840	77,856
Day observation	53,198	-	-	53,198	79,569
Demand Tax	48,746	-	-	48,746	-
Oxygen Purchase	45,000	-	-	45,000	318,537
Eid-ul-Azha	45,000	-	-	45,000	-
Local Meeting	41,680	-	-	41,680	-
Monthly staff coordination meeting	30,600	-	8,854	39,454	20,298
Fuel for Pajero jeep & Pic up	37,461	-	-	37,461	245,096
Wi-Fi expenses	35,750	-	-	35,750	87,679
Water bill	-	-	31,975	31,975	32,091
Panni Committee Meeting	31,000	-	-	31,000	-
Shishutirtho Support	30,000	-	-	30,000	72,000
Translation Cost	27,787	-	-	27,787	-
Cylinder Carrying Trolley	27,168	-	-	27,168	-
Food cost (Dhaka)	24,380	-	-	24,380	-
BD Jobs. Com	23,851	-	-	23,851	-
Postage and courier	11,050	2,855	9,320	23,225	16,931
Consultancy	20,000	-	-	20,000	14,485
Tree sale support	18,000	-	-	18,000	7,103
Zoom Meeting	16,000	-	-	16,000	17,250
EC/GB meeting	14,000	-	-	14,000	28,551
Computer repair and maintenance	3,000	-	10,700	13,700	19,313
Training and staff development	-	12,950	-	12,950	-
Disinfection Charge	11,881	-	-	11,881	-
Land Mutation	11,500	-	-	11,500	-
Land case support	11,300	-	-	11,300	67,400
VAT and Tax payment	10,588	-	-	10,588	5,550
TRM cost	10,000	-	-	10,000	20,512
Agriculture purpose expenses	-	9,429	-	9,429	-
Motorcycle repair & maintenance cost	7,704	-	-	7,704	6,005
Staff recruitment cost	-	-	6,975	6,975	58,146
Administrative expenses	-	-	6,950	6,950	550,646
Tonner for Printer & Photostat Machine	4,950	-	-	4,950	9,320
Online charge	3,135	-	-	3,135	43,915
Adult Nasal Cannula	2,587	-	-	2,587	-
Dish bill	2,400	-	-	2,400	39,900
Medical Gas	1,893	-	-	1,893	-
Wages Paid	1,000	-	-	1,000	4,500
Transport Oxygen Syllinder	604	-	-	604	-
Scholarship (Muktijoddhaya College)	-	-	-	-	564,900
Staff Sefty & security Material (COVID-19)	-	-	-	-	550,656
Relief Distribution-2020	-	-	-	-	438,438
Corona relief 2020	-	-	-	-	376,690
Food Package distribution	-	-	-	-	215,999
External and internal monitoring	-	-	-	-	136,722

**UTTARAN**

 Programme wise notes to the consolidated financial statements  
for the year ended 30 June 2022

Particulars	2022				Annexure-F
	General BDT	Micro Credit BDT	Projects BDT	Total BDT	Total BDT
Video documents	-	-	-	-	131,556
Volunteer Honorarium	-	-	-	-	97,500
Field visit cost	-	-	-	-	81,137
Assessment cost	-	-	-	-	76,028
Monitoring cost for management staff	-	-	-	-	67,935
Security Money Refund	-	-	-	-	60,476
Cyclone YAAS Expenses	-	-	-	-	50,000
Sponsorship Uddipon	-	-	-	-	50,000
Hygiene Material	-	-	-	-	44,440
Desk Calendar	-	-	-	-	43,000
Generator repair & maintenance	-	-	-	-	42,540
Janitorial Service, office operation, maintenance & others	-	-	-	-	40,325
Surgical Mask	-	-	-	-	36,300
Cheque processing cost	-	-	-	-	33,200
Festoon	-	-	-	-	32,500
UNICEF Visit	-	-	-	-	28,200
Jatpur Bazar development	-	-	-	-	25,000
Meeting with local people	-	-	-	-	22,000
Education Support	-	-	-	-	20,400
Staff orientation meeting	-	-	-	-	19,850
EDUCO Meeting	-	-	-	-	18,849
Student stipend (Shishutirtho)	-	-	-	-	17,000
Pipe Line water Support	-	-	-	-	15,000
Press Conference	-	-	-	-	15,000
MSF Meeting expenses	-	-	-	-	14,943
Tala office cost	-	-	-	-	13,925
World Bank visit	-	-	-	-	12,500
Meeting with UNDP	-	-	-	-	12,383
Journalist Meeting	-	-	-	-	10,000
Winterisation Support	-	-	-	-	10,000
Fuel for generator	-	-	-	-	8,630
Carrying cost	-	-	-	-	7,300
Advertisement	-	-	-	-	7,195
Truck Fare	-	-	-	-	6,800
FGD Cost	-	-	-	-	5,500
Printer repair	-	-	-	-	5,250
Survey Cost	-	-	-	-	5,164
IT consultancy	-	-	-	-	5,000
Student Survey	-	-	-	-	4,750
BC CC Teacher Honorarium	-	-	-	-	4,080
Grant refund	-	-	-	-	3,257
Police Variation	-	-	-	-	3,000
Visitor Meeting (Christian Aid)	-	-	-	-	2,000
Van repair IDRT	-	-	-	-	1,121
Anti virus software	-	-	-	-	610
<b>Total</b>	<b>9,136,499</b>	<b>4,929,723</b>	<b>17,780,643</b>	<b>31,846,865</b>	<b>33,426,997</b>
<b>28. Bank charge</b>					
Micro Credit Program (MCP)	-	204,887	-	204,887	143,579
Uttaran general fund	46,922	-	-	46,922	111,016
SIMAVI WASH Project	-	-	15,418	15,418	9,528
SEIP Project	-	-	8,849	8,849	8,255
APROTIRODHO Project	-	-	8,693	8,693	9,770
Efficient and Accountable Local Governance (EALG) Project	-	-	8,624	8,624	
River Basin Project	-	-	7,410	7,410	4,292
SaFAL Project	-	-	7,199	7,199	7,370
AMAR Project	-	-	5,533	5,533	5,411
BSRM Water Support Project	-	-	4,937	4,937	5,050
IDCOL Biogas and Bio-fertilizer Program	-	-	3,763	3,763	6,066
STEP Project	-	-	3,288	3,288	
SFP Project	-	-	2,735	2,735	9,151

**UTTARAN**
**Programme wise notes to the consolidated financial statements  
for the year ended 30 June 2022**

Particulars	2022				Annexure-F
	General BDT	Micro Credit BDT	Projects BDT	Total BDT	2021 Total BDT
Financial Inclusion Improves Sanitation and Health (Finish) Mondial Project of Kalaroa Municipality under Satkhira District (Finish Mondial-DGIS) Bangladesh.			1,984	1,984	
UMIMCC Education Project			1,330	1,330	2,845
Strengthening Disaster Resilience at School			1,149	1,149	1,150
Locally Led Disaster Reduction in the Bangladesh Coastal Region Project			1,120	1,120	
VSP Project			862	862	
PRODIGY Project			575	575	2,301
VGD Project			-	-	690
Cummins Education in Emergency Project			-	-	385
BGD Cyclone Amphan Response Project (Shelter Repairing & Cash for Work)			-	-	765
Disaster Response and Recovery Facility COVID 19 Crisis Response(DRRF) Project			-	-	17,398
Sustainable River Basin Management Project for Shibsha River.			-	-	4,552
Staff Reserve Fund			-	-	4,174
Covid 19 Response: Emergency Support for extreme poor communities.			-	-	3,097
Emergency support to extremely vulnerable and high-risk households with life-saving support through agriculture livelihood and cash for work assistance in the Cyclone Amphan-Affected Areas"			-	-	2,340
Prevention and Elimination of Hazardous Form of Child Labour in Coastal Areas of Bangladesh			-	-	2,028
<b>Total</b>	<b>46,922</b>	<b>204,887</b>	<b>83,469</b>	<b>335,278</b>	<b>361,273</b>



