

**S. F. AHMED & CO.**

CHARTERED ACCOUNTANTS | *Since 1958*

**Uttaran**

---

Auditor's report and consolidated financial statements  
for the year ended 30 June 2019

**Uttaran**

House No. 32 (1st Floor), Road No. 10/A  
Dhanmondi, Dhaka 1209

**Uttaran**

---

Auditor's report and consolidated financial statements  
for the year ended 30 June 2019

**S. F. AHMED & CO**

Chartered Accountants

House # 51 (3rd Floor), Road # 9, Block # F, Banani, Dhaka 1213, Bangladesh

Telephones : (880-2) 9871018, 9870619, 9870516, 9894258, 55042315 & 55042261

Fax : (880-2) 550-42314

E-mails : (i) sfaco@citechco.net (ii) sfaco@sfaahmedco.org

Website : www.sfaahmedco.org

---

**Independent Auditor's Report**  
**To the Members of Governing Body of Uttaran**

---

**Report on the Audit of the Financial Statements**

**Opinion**

We have audited the consolidated financial statements of Uttaran (the entity), which comprise the consolidated statement of financial position (balance sheet) as at 30 June 2019, and the consolidated income and expenditure statement, consolidated receipts and payments statement and notes to the consolidated financial statements, including a summary of significant accounting policies and other explanatory information.

In our opinion, the accompanying consolidated financial statements give a true and fair view of the financial position of Uttaran as at 30 June 2019, and of its financial performance and its cash flows for the year then ended in accordance with the accounting policies as explained in note 3.1.

**Basis for opinion**

We conducted our audit in accordance with International Standards on Auditing (ISAs). Our responsibilities under those standards are further described in the Auditor's Responsibilities for the Audit of the consolidated Financial Statements section of our report. We are independent of the entity in accordance with the International Ethics Standards Board for Accountants' Code of Ethics for Professional Accountants (IESBA Code) together with the ethical requirements that are relevant to our audit of financial statements in Bangladesh, and we have fulfilled our other ethical responsibilities in accordance with the IESBA Code. We believe that the audit evidence we have obtained is sufficient and appropriate to provide a basis for our opinion.

**Responsibilities of management and those charged with governance for the financial statements and internal controls**

Management is responsible for the preparation and fair presentation of these consolidated financial statements in accordance with the accounting policies as explained in note 3.1, and for such internal control as management determines is necessary to enable the preparation of consolidated financial statements that are free from material misstatement, whether due to fraud or error.

In preparing the consolidated financial statements, management is responsible for assessing the entity's ability to continue as a going concern, disclosing, as applicable, matters related to going concern and using the going concern basis of accounting unless management either intends to liquidate the entity or to cease operation, or has no realistic alternative but to do so.

Those charged with governance are responsible for overseeing the entity's financial reporting process.

**Auditor's responsibilities for the audit of the financial statements**

Our objectives are to obtain reasonable assurance about whether the consolidated financial statements are free from material misstatement, whether due to fraud or error, and to issue an auditor's report that includes our opinion. Reasonable assurance is a high level of assurance, but is not a guarantee that an audit conducted in accordance with ISAs will always detect a material misstatement when it exists. Misstatements can arise from fraud or error and are considered material if, individually or in the aggregate, they could reasonably be expected to influence the economic decisions of users taken on the basis of these consolidated financial statements.





**Independent Auditor's Report**  
**To the Members of Governing Body of Uttaran**

---

As part of an audit in accordance with ISAs, we exercise professional judgment and maintain professional skepticism throughout the audit. We also:

- \* Identify and assess the risks of material misstatement of the consolidated financial statements, whether due to fraud or error, design and perform audit procedures responsive to those risks, and obtain audit evidence that is sufficient and appropriate to provide a basis for our opinion. The risk of not detecting a material misstatement resulting from fraud is higher than for one resulting from error, as fraud may involve collusion, forgery, intentional omissions, misrepresentations, or the override of internal control.
- \* Obtain an understanding of internal control relevant to the audit in order to design audit procedures that are appropriate in the circumstances, but not for the purpose of expressing an opinion on the effectiveness of a entity's internal control.
- \* Evaluate the appropriateness of accounting policies used and the reasonableness of accounting estimates and related disclosures made by management.
- \* Conclude on the appropriateness of management's use of the going concern basis of accounting and, based on the audit evidence obtained, whether a material uncertainty exists related to events or conditions that may cast significant doubt on the entity's ability to continue as a going concern. If we conclude that a material uncertainty exists, we are required to draw attention in our auditor's report to the related disclosures in the financial statements or, if such disclosures are inadequate, to modify our opinion. Our conclusions are based on the audit evidence obtained up to the date of our auditor's report. However, future events or conditions may cause the entity to cease to continue as a going concern.
- \* Evaluate the overall presentation, structure and content of the consolidated financial statements, including the disclosures, and whether the financial statements represent the underlying transactions and events in a manner that achieves fair presentation.

We communicate with those charged with governance regarding, among other matters, the planned scope and timing of the audit and significant audit findings, including any significant deficiencies in internal control that we identify during our audit.


**Report on other matters**

We also report the following:

- a) we have obtained all the information and explanations which to the best of our knowledge and belief were necessary for the purposes of our audit and made due verification thereof;
- b) in our opinion, proper books of account as required by law have been kept by Uttaran so far as it appeared from our examination of these books; and
- c) the consolidated statement of financial position (balance sheet) and consolidated income and expenditure statement dealt with by the report are in agreement with the books of account and returns.

Dhaka, Bangladesh  
Dated, 13 November 2019



  
S. F. AHMED & CO  
Chartered Accountants

Uttaran

Consolidated Statement of Financial Position (Balance Sheet)  
As at 30 June 2019

	Notes	2019			2018	
		General BDT	Micro Credit BDT	Projects BDT	Total BDT	
<b>Assets</b>						
Property, plant and equipment	5	100,077,669	27,039,301	8,351,645	135,468,615	135,987,757
Revolving loan fund	6	-	334,663,998	19,312	334,683,310	276,835,612
Loans and advances	7	-	2,093,334	-	2,093,334	808,305
Investment in FDR	8	-	34,586,257	-	34,586,257	42,989,165
Security deposit	9	-	-	-	-	350,000
Cash and cash equivalents	10	891,662	14,084,609	44,866,841	59,843,112	68,062,799
		<b>100,969,331</b>	<b>412,467,499</b>	<b>53,237,798</b>	<b>566,674,628</b>	<b>525,033,638</b>
<b>Funds and liabilities</b>						
Fund account	11	86,694,816	29,468,826	30,993,529	147,157,171	105,674,377
Statutory reserve	12	-	5,010,104	-	5,010,104	4,707,213
Short term loan from banks	13	-	266,402,554	-	266,402,554	269,638,441
Loan from other organisations	14	28,021,606	1,670,000	-	29,691,606	28,844,310
Inter-project loan	15	(13,747,091)	-	22,244,269	8,497,178	8,497,178
Other liabilities	16	-	-	-	-	112,951
Group members' savings	17	-	91,604,321	-	91,604,321	92,916,412
Security money	18	-	1,565,571	-	1,565,571	1,489,165
Members' loan insurance	19	-	7,801,607	-	7,801,607	5,371,225
Loan loss provision	20	-	8,944,516	-	8,944,516	7,782,366
		<b>100,969,331</b>	<b>412,467,499</b>	<b>53,237,798</b>	<b>566,674,628</b>	<b>525,033,638</b>

These financial statements should be read in conjunction with the annexed notes.

For and on behalf of Governing Body of Uttaran


  
Coordinator (Accounts and Finance)

  
Director

See annexed report of the date

Dhaka, Bangladesh  
Dated, 13 November 2019



  
S. F. AHMED & CO  
Chartered Accountants



Uttaran

Consolidated Income and Expenditure Statement  
For the year ended 30 June 2019

	Note	2019			2018	
		General BDT	Micro Credit BDT	Projects BDT	Total BDT	
<b>Income</b>						
Grant income	21	7,306,582	8,274,000	222,123,617	237,704,199	112,453,930
Micro credit income	22	-	58,917,675	-	58,917,675	64,083,849
Other income	23	19,207,092	2,515,606	2,970,982	24,693,680	16,643,679
Bank interest	24	398,444	291,334	97,988	787,766	387,504
		<b>26,912,118</b>	<b>69,998,615</b>	<b>225,192,587</b>	<b>322,103,320</b>	<b>193,568,962</b>
<b>Expenditure</b>						
Personnel cost	25	9,568,440	23,866,400	44,932,972	78,367,812	66,819,478
Program cost	26	-	6,215,510	157,153,580	163,369,090	59,816,204
Administrative cost	27	12,255,167	8,008,938	14,551,618	34,815,723	24,630,938
Bank charge	28	101,822	379,587	102,049	583,458	534,896
Interest paid to bank		-	26,939,442	-	26,939,442	22,789,628
Overhead/Management cost		-	-	2,903,937	2,903,937	2,319,630
Loan loss provision		-	1,162,150	-	1,162,150	-
Depreciation		4,824,456	397,675	5,548,431	10,770,562	12,292,513
		<b>26,749,885</b>	<b>66,969,702</b>	<b>225,192,587</b>	<b>318,912,174</b>	<b>189,203,287</b>
Surplus for the year		162,233	3,028,913	-	3,191,146	4,365,676
		<b>26,912,118</b>	<b>69,998,615</b>	<b>225,192,587</b>	<b>322,103,320</b>	<b>193,568,962</b>

These financial statements should be read in conjunction with the annexed notes.

For and on behalf of Governing Body of Uttaran


  
Coordinator (Accounts and Finance)

  
Director



Dhaka, Bangladesh  
Dated, 13 November 2019

See annexed report of the date

  
S. F. AHMED & CO  
Chartered Accountants

Uttaran

Consolidated Receipts and Payments Statement  
For the year ended 30 June 2019

	2019				2018
	General BDT	Micro Credit BDT	Projects BDT	Total BDT	Total BDT
<b>Receipts</b>					
<b>Opening balance</b>					
Cash in hand	-	2,387,501	12,911	2,400,412	1,228,038
Cash at bank	2,267,999	60,701,350	2,693,038	65,662,387	23,535,926
	<u>2,267,999</u>	<u>63,088,851</u>	<u>2,705,949</u>	<u>68,062,799</u>	<u>24,763,964</u>
Grant received	7,306,582	8,274,000	260,953,300	276,533,882	87,477,949
Income from micro credit program	-	58,917,675	-	58,917,675	64,083,849
Overhead cost received	2,903,937	-	-	2,903,937	262,209
Contribution	2,312,056	-	2,426,234	4,738,290	6,261,817
IDRT Contribution	4,030,165	-	-	4,030,165	-
Shared management cost	9,834,934	-	-	9,834,934	6,236,526
Interest on investment	-	2,515,606	-	2,515,606	1,154,772
Land lease	-	-	-	-	217,900
ICS sale	-	-	299,383	299,383	478,255
Ring and slab sale	-	-	-	-	4,200
Rice mill rent	-	-	-	-	70,000
House rent received	126,000	-	-	126,000	-
Reimbursement of expenditures	-	-	237,090	237,090	-
Service charge received as grant	-	-	8,275	8,275	1,958,000
Bank interest	398,444	291,334	97,988	787,766	387,504
Office building construction	-	-	-	-	709,248
Realised from revolving loan fund	-	444,405,694	20,688	444,426,382	454,592,628
Advance received/Fund transfer	23,310	680,733	-	704,043	817,846
Realisation from suspension account	-	-	-	-	27,337
Encashment of investment in FDR	-	13,718,514	-	13,718,514	6,973,607
Loan received from banks	-	170,000,000	-	170,000,000	295,000,000
Loan received from others	3,990,000	-	-	3,990,000	8,024,797
Inter-project loan	12,342,261	-	13,579,984	25,922,245	42,196,516
Realised from group members savings	-	56,424,117	-	56,424,117	50,281,684
Security money	350,000	200,000	-	550,000	241,000
Risk fund/Members' loan insurance	-	3,160,490	-	3,160,490	2,825,290
Loan from staff welfare fund	-	850,000	-	850,000	-
Loan from staff provident fund	-	1,240,000	-	1,240,000	2,130,000
<b>Total receipts</b>	<u>43,617,689</u>	<u>760,678,163</u>	<u>277,622,942</u>	<u>1,081,918,794</u>	<u>1,032,412,934</u>
	<b>45,885,688</b>	<b>823,767,014</b>	<b>280,328,891</b>	<b>1,149,981,593</b>	<b>1,057,176,898</b>
<b>Payments</b>					
Personnel cost	9,568,440	23,866,400	44,932,972	78,367,812	66,819,478
Program cost	-	6,215,510	157,153,580	163,369,090	55,502,941
Administrative cost	12,255,167	8,008,938	14,551,618	34,815,723	24,630,938
Bank charge	101,822	379,587	102,049	583,458	534,896
Overhead/Management cost	-	-	2,903,937.00	2,903,937	2,319,630
Capital expenditure	6,070,765	857,973	3,322,682	10,251,420	1,953,031
Paid to revolving loan fund	-	502,234,080	40,000	502,274,080	479,806,200
Interest paid to bank	-	26,939,442	-	26,939,442	24,512,085
Loan and advance	-	1,989,072	-	1,989,072	989,792
Investment	-	5,315,606	-	5,315,606	34,554,772
Payment from fund	235,144	-	-	235,144	2,196,147
Loan refund to banks	-	173,235,887	-	173,235,887	194,909,220
Loan paid to others	3,182,704	-	-	3,182,704	1,101,249
Inter-project loan	13,579,984	-	12,342,261	25,922,245	42,694,091
Paid to group members' savings	-	57,736,208	-	57,736,208	52,133,384
Security money refund	-	123,594	-	123,594	247,175
Risk fund	-	730,108	-	730,108	1,601,070
Provision for expenses payment	-	-	112,951	112,951	-
Loan refund to staff welfare fund	-	450,000	-	450,000	-
Loan refund to staff provident fund	-	1,600,000	-	1,600,000	500,000
Grant refund	-	-	-	-	2,108,000
<b>Total payments</b>	<u>44,994,026</u>	<u>809,682,405</u>	<u>235,462,050</u>	<u>1,090,138,481</u>	<u>989,114,099</u>
<b>Closing balance</b>					
Cash in hand	-	1,882,385	12,535	1,894,920	2,400,412
Cash at bank	891,662	12,202,224	44,854,306	57,948,192	65,662,387
	<u>891,662</u>	<u>14,084,609</u>	<u>44,866,841</u>	<u>59,843,112</u>	<u>68,062,799</u>
	<b>45,885,688</b>	<b>823,767,014</b>	<b>280,328,891</b>	<b>1,149,981,593</b>	<b>1,057,176,898</b>

*Hamed Akmal*  
Coordinator (Accounts and Finance)

For and on behalf of Governing Body of Uttaran

*Shahidul*  
Director

Dhaka, Bangladesh  
Dated, 13 November 2019





Uttaran

Notes to the consolidated financial statements  
For the year ended 30 June 2019

1. Background

Uttaran started its development intervention to uphold the rights of the poor and underprivileged in 1985 from Jatpur village of Tala upazila under Satkhira district. Uttaran, which means 'transition', in Bangla language, is a people centered organization using a rights based approach to alleviate poverty, diversify livelihood opportunities and empower poor communities throughout the southwest region and gradually expanding to other parts of Bangladesh. Uttaran is working for last 34 years in the most inaccessible and vulnerable 47 Upazilas. In 2017-2018, with an annual expenditure of BDT.1,057,176,898 benefits nearly 265,510 households. Through a network of 42 offices, one training centre with well-developed communications and operating procedures and 683 experienced and highly qualified staff. Uttaran has strong credibility among communities and with the GoB, also secure a lead role in civil society organizations in Bangladesh. Uttaran has 683 full time staff. Uttaran maintains professional and automated financial systems to track all budgets; a fully staffed internal audit section; and possesses a strong Monitoring and Evaluation system collecting demographic information on all project beneficiaries, as well as their participation in project activities.

The organisation is registered with the Department of Social Welfare vide registration no. Satkhira. 6/85 dated 05 March 1985. Uttaran is also registered with NGO Affairs Bureau under Foreign Donations (Voluntary Activities) Regulation Ordinance 1978 vide registration no. DSS/FDO/R 255 dated 18 January 1988 and subsequently renewed on 18 January 2018 for the next ten years. Other two registrations of Uttaran are Joint Stock Companies & Firms under Societies Registration Act vide registration no. 1860 S 11188 dated 31 May 2011 and with Micro Credit Regulatory Authority issuing license to perform micro credit operations vide registration no. 01366-02704-00277 dated 15 June 2008.

In addition to micro credit program, Uttaran has the following programs:

Sl. no.	Name of the project	Funded by
1	Ramadan Support for Forcibly Displaced Myanmar National (FDMN) in Cox's Bazar, Bangladesh	Islamic Relief World (IRW)
2	Quarbani Programme for FDMNs in Cox's Bazar, Bangladesh	Islamic Relief World (IRW)
3	Emergency & Resilience Assistance for Forcibly Displaced Myanmar National (FDMN) in Cox's Bazar, Bangladesh	Islamic Relief World (IRW)
4	Livelihood Support for the Host Community of Teknaf and Ukhiya Upzela under Cox's Bazar, Bangladesh	Islamic Relief World (IRW)
5	Food Distribution for Forcibly Displaced Myanmar National (FDMN) and Host Communities in Cox's Bazar, Bangladesh	Islamic Relief World (IRW)
6	Emergency & Resilience Assistance for Forcibly Displaced Myanmar National (FDMN) and Host Community in Cox's Bazar, Bangladesh	Islamic Relief World (IRW)
7	Sustainable Agriculture, Food Security and Linkages (SAFAL)	Solidaridad International
8	Community Based Disaster Risk Reeducation (CBDRR) in FDMN Camps in Cox's Bazar	World Food Programme (WFP)
9	School Feeding Program (SFP)	The Directorate of Primary Education (DPE)
10	Reaching Out-of-School Children (ROSC) Phase-II Project	The Directorate of Primary Education (DPE)
11	BNFE	The Directorate of Primary Education (DPE)
12	WASH SDG WAI Bangladesh Sub programme implementation phase	Simavi, The Netherlands
13	Promoting Democratic Inclusion and Governance through Youth (PRODIGY)	British Council (BC)
14	Connecting Class Room Programme (CCR)	British Council (BC)





Uttaran

Notes to the consolidated financial statements  
For the year ended 30 June 2019

Sl. no.	Name of the project	Funded by
15	Continuation of Sustainable River Basin Management Adapting Climate Change in the Southwest Bangladesh	Misereor, Germany
16	Advancing Sustainable Indigenous Agriculture in Southwest Bangladesh (ASIA)	Misereor, Germany
17	Emergency Winter Survival Support for Forcibly Displaced Myanmar National (FDMN) in Cox's Bazar, Bangladesh	Misereor, Germany
18	Supporting Livelihood for Forcibly Displaced Myanmar Nationals (FDMNs) in Cox's Bazar	Misereor, Germany
19	Supporting Livelihood for the Host Communities in Cox's Bazar	Misereor, Germany
20	Access to Public Resources and Opportunities To Increase the Rights of the Discriminated Hindered and Oppressed (APROTIRODHO)	Manusher Jonno Foundation (MJF)
21	Skills for Employment Investment Program (SEIP)	Palli Karma Sahayak Foundation (PKSF)
22	Skills for Employment Investment Program (SEIP) (Tranche-2)	Palli Karma Sahayak Foundation (PKSF)
23	Urban Management of Internal Migration due to climate change(UMIMCC) & Urban management of Migration of Livelihood (UMML) Project.	Deutsche Gesellschaft fur Internationale Zusammenarbeit (GIZ) GmbH
24	Election Working Group (EWG)	Asia Foundation
25	OPTION	Voluntary Service Overseas (VSO)
26	Forest Communities Livelihood Strengthening Project (FCLSP)	BCCRF-World Bank & Through Arannayk Foundation
27	Vulnerable Group Development Programme (VGD)	Ministry of Women and Children Affairs
28	Uttaran IDCOL ICS Program	IDCOL
29	IDCOL Bio-gas & Bio-fertilizer Program	IDCOL
30	Empowering Youth to Reduce Socio-Economic Vulnerabilities of the South Western Region of Bangladesh	Mr. Yoshiki Takeshima (Japan)
31	Village Sanitation Program (VSP)	Own Fund (Uttaran)
32	Sustained and Expended Effort to Make the Ultra Poor Out of Extreme Poverty by Transferring Assets, Cash and Skill in an Integrated Approach (SEMPTI)	Department for International Development (DFID)/Shiree

2. List of Executive Committee members

Name	Qualification	Profession	Present address
Dr. Md. Nazrul Islam	Doctor of Veterinary Medicine	Social Worker	Vill: Shakhipur, Upazilla: Debhata, Satkhira
Nimay Chandra Das	B.Com, B.Ed	Social Worker and Teacher	Vill: Kathipara Upazilla: Tala, Satkhira
Shahidul Islam	B.A (Hons), M.A	Social Worker	Vill: Jatpur, Upazilla: Tala, Satkhira
Achinta Saha	B.A (Hons), M.A	Social Worker	Vill: Jutpur Upazilla: Tala, Satkhira
Gulshan Ara	B.S.S	Social Worker	Vill: Shirasshuni, Upazilla: Tala, Satkhira
Biddyasagar Sarker	B.A (Hons), M.A	Social Worker and Teacher	Vill: Jutpur, Upazilla: Tala, Satkhira
Rohima Khatun	BSC (Hons) MSC	Social Worker and Teacher	Vill: Pasroki, Upazilla: Tala, Satkhira





Uttaran

**Notes to the consolidated financial statements  
For the year ended 30 June 2019**

**3. Basis of preparation of Financial Statements**

**3.1 Basis of preparation**

These financial statements have been prepared following accrual basis of accounting under historical cost convention. The consolidated financial statements have been prepared by consolidating all the projects of Uttaran with its general fund and micro credit program.

**3.2 Reporting currency**

All of assets, liabilities, capital fund, income and expenditure are denominated in BDT which is the functional currency of the organisation.

**3.3 Reporting period**

The financial statement of the organisation have been prepared for the year from 01 July 2018 to 30 June 2019.

**3.4 Components of these consolidated financial statements**

Following are the components of these financial statements:

- (i) Consolidated statement of financial position (balance sheet) as at 30 June 2019;
- (ii) Consolidated income and expenditure statement for the year ended 30 June 2019; and
- (iii) Notes, comprising significant accounting policies and other explanatory information.

**4. Significant accounting policies**

**4.1 Property, plant and equipment**

Property, plant and equipment are stated at cost less accumulated depreciation. Depreciation is charged following different methods for different projects at prescribed rates. Rate of depreciation on various categories of property, plant and equipment are as under:

<u>Category of asset</u>	<u>Rate of depreciation (%)</u>
Building	5
Office equipment	15
Furniture and fixtures	10
Transport equipment	20

Full year's depreciation is charged on property, plant and equipment during the year of acquisition and no depreciation is charged during the year of disposal.

**4.2 Cash and cash equivalents**

Cash in hand, cash at bank, demand draft in transit and short-term investments in FDR have been considered as cash and cash equivalents for the preparation of the financial statements. which are held and readily available for use by the organisation without any restriction subject to an insignificant risk of

**4.3 Loan loss provision**

**Loan classification**

Loans are classified in accordance with the guidelines of Micro Credit Regulatory Authority as noted

**No. of days outstanding**

No overdue	Regular
Overdue from 1-30 days	Watchful
Overdue from 31-180 days	Sub - standard
Overdue from 181-365 days	Doubtful
Overdue from above 365 days	Bad loan

**Loan loss provisioning**

Provision for loan loss is made in accordance with the guidelines of Micro Credit Regulatory Authority as noted below. Loan loss provision is also made for solar home systems program against loan to members which is not paid as per contract signed with Uttaran.

**Particulars**

<u>Particulars</u>	<u>Rate (%)</u>
Regular	1
Watchful	5
Sub-standard	25
Doubtful	75
Bad loan	100





Uttaran

**Notes to the consolidated financial statements  
For the year ended 30 June 2019**

---

**Write off policy**

Loan loss is written off in the financial statements having approval from competent authority if it becomes established that the loan will never be recovered.

**4.4 Service charge on loan**

Service charge on loan to beneficiaries, being the main source of income of micro credit program is recognised on the basis of realisation. It is collected with weekly & monthly loan repayments.

**4.5 Recognition of grants**

Grants from donors against reimbursement claim for beneficiaries' capacity building are shown separately from income generated by operations as income in the income statement considering the IAS-20 "Accounting for government grants and disclosure of government assistance". All donations are recorded at fair value against reimbursement claim.

**4.6 Overhead expenses**


Expenses incurred by the Head Office, Foundation Office, Regional Co-ordination Office, Zonal Office and Area Offices of micro credit program allocate their overhead expenses to various branches at the ratio of loan disbursement of the year.



Uttaran

Notes to the consolidated financial statements  
for the year ended 30 June 2019

	2019				2018
	General BDT	Micro Credit BDT	Projects BDT	Total BDT	Total BDT
<b>5. Property, plant and equipment</b>					
<b>Cost</b>					
Opening balance	152,519,490	27,321,809	66,220,093	246,061,392	244,817,609
Add: Addition during the year	6,070,765	857,973	3,322,682	10,251,420	1,953,031
	158,590,255	28,179,782	69,542,775	256,312,812	246,770,640
Less: Disposal/Adjustment during the year	-	-	-	-	709,248
<b>Closing balance (A)</b>	<b>158,590,255</b>	<b>28,179,782</b>	<b>69,542,775</b>	<b>256,312,812</b>	<b>246,061,392</b>
<b>Depreciation</b>					
Opening balance	53,688,130	742,806	55,642,700	110,073,636	97,890,650
Add: Charge for the year	4,824,456	397,675	5,548,431	10,770,562	12,292,513
	58,512,586	1,140,481	61,191,131	120,844,198	110,183,162
Less: Adjustment for the year	-	-	-	-	109,526
<b>Closing balance (B)</b>	<b>58,512,586</b>	<b>1,140,481</b>	<b>61,191,131</b>	<b>120,844,198</b>	<b>110,073,636</b>
Written down value (A-B)	<b>100,077,669</b>	<b>27,039,301</b>	<b>8,351,645</b>	<b>135,468,615</b>	<b>135,987,757</b>
Details are shown in <b>Annex A.</b>					
<b>6. Revolving loan fund</b>					
<b>Micro credit program</b>					
Opening balance	-	276,835,612	-	276,835,612	251,626,240
Add: Disbursed during the year	-	502,234,080	-	502,234,080	479,802,000
	-	779,069,692	-	779,069,692	731,428,240
Less: Realised during the year	-	444,405,694	-	444,405,694	454,592,628
<b>Closing balance</b>	<b>-</b>	<b>334,663,998</b>	<b>-</b>	<b>334,663,998</b>	<b>276,835,612</b>
<b>IDCOL BIO Gas/VSC</b>					
Opening balance	-	-	-	-	(4,200)
Add: Disbursed during the year	-	-	40,000	40,000	4,200
	-	-	40,000	40,000	-
Less: Realised during the year	-	-	20,688	20,688	-
<b>Closing balance</b>	<b>-</b>	<b>-</b>	<b>19,312</b>	<b>19,312</b>	<b>-</b>
<b>Total</b>	<b>-</b>	<b>334,663,998</b>	<b>19,312</b>	<b>334,683,310</b>	<b>276,835,612</b>
<b>7. Loan and advances</b>					
Opening balance	23,310	784,995	-	808,305	19,332,065
Add: Advance payment during the year	-	1,989,072	-	1,989,072	989,792
	23,310	2,774,067	-	2,797,377	20,321,857
Less: Advance adjustment during the year	23,310	680,733	-	704,043	704,895
Less: Loan adjustment during the year	-	-	-	-	361,000
Less: Realisation from suspense A/c	-	-	-	-	27,337
	23,310	680,733	-	704,043	1,093,232
	-	2,093,334	-	2,093,334	19,228,625
Less : Transfer to inter project loan	-	-	-	-	15,264,637
	-	2,093,334	-	2,093,334	3,963,988
Less: Transfer to others organisation loan	-	-	-	-	3,155,683
<b>Closing balance</b>	<b>-</b>	<b>2,093,334</b>	<b>-</b>	<b>2,093,334</b>	<b>808,305</b>
<b>8. Investment in FDR</b>					
Opening balance	-	42,989,165	-	42,989,165	15,408,000
Add: Addition during the year	-	5,315,606	-	5,315,606	34,554,772
	-	48,304,771	-	48,304,771	49,962,772
Less: Encashment during the year	-	13,718,514	-	13,718,514	6,973,607
<b>Closing balance</b>	<b>-</b>	<b>34,586,257</b>	<b>-</b>	<b>34,586,257</b>	<b>42,989,165</b>
<b>9. Security deposit</b>					
Opening balance	350,000	-	-	350,000	350,000
Less: Realised during the year	350,000	-	-	350,000	-
<b>Closing balance</b>	<b>-</b>	<b>-</b>	<b>-</b>	<b>-</b>	<b>350,000</b>
<b>10. Cash and cash equivalents</b>					
Cash in hand	-	1,882,385	12,535	1,894,920	2,400,412
Cash at bank	891,662	12,202,224	44,854,306	57,948,192	65,662,387
<b>Total</b>	<b>891,662</b>	<b>14,084,609</b>	<b>44,866,841</b>	<b>59,843,112</b>	<b>68,062,799</b>
Details are shown in <b>Annex B.</b>					





Uttaran

Notes to the consolidated financial statements  
for the year ended 30 June 2019

	2019			2018	
	General BDT	Micro Credit BDT	Projects BDT	Total BDT	Total BDT
<b>11. Fund account</b>					
<b>(I) General fund</b>					
Opening balance	82,793,302	26,742,804	(7,836,155)	101,699,952	118,234,703
Add: Surplus during the year	162,233	3,028,913	-	3,191,146	4,365,676
	82,955,535	29,771,717	(7,836,155)	104,891,098	122,600,379
Add: Grant received	7,306,582	8,274,000	260,953,300	276,533,882	87,477,949
	90,262,117	38,045,717	253,117,146	381,424,980	210,078,328
Less: Transfer to grant income	7,306,582	8,274,000	222,123,617	237,704,199	112,453,930
	82,955,535	29,771,717	30,993,529	143,720,781	97,624,398
Add: Adjustment for loan loss provision	-	-	-	-	246,529
	82,955,535	29,771,717	30,993,529	143,720,781	97,870,927
Less: Grant refunded	-	-	-	-	2,108,000
	82,955,535	29,771,717	30,993,529	143,720,781	95,762,927
Less: Adjustment from depreciation	-	-	-	-	109,526
	82,955,535	29,771,717	30,993,529	143,720,781	95,872,453
Less: Last year's payable adjustment	-	-	-	-	1,722,457
	82,955,535	29,771,717	30,993,529	143,720,781	94,149,996
Less: Opening balance transfer to statutory reserve	-	-	-	-	4,291,807
	82,955,535	29,771,717	30,993,529	143,720,781	89,858,189
Less: Statutory reserve fund (10% of surplus)	-	302,891	-	302,891	415,406
	82,955,535	29,468,826	30,993,529	143,417,890	89,442,783
Add: Transferred from liabilities for expenses	-	-	-	-	5,242,424
	82,955,535	29,468,826	30,993,529	143,417,890	94,685,207
Add: Transferred from inter project loan account	-	-	-	-	7,014,745
<b>Closing balance</b>	<b>82,955,535</b>	<b>29,468,826</b>	<b>30,993,529</b>	<b>143,417,890</b>	<b>101,699,952</b>
<b>(ii) Gratuity fund</b>					
Opening balance	3,974,425	-	-	3,974,425	6,170,572
Less: refund amount	235,144	-	-	235,144	2,196,147
<b>Closing balance</b>	<b>3,739,281</b>	<b>-</b>	<b>-</b>	<b>3,739,281</b>	<b>3,974,425</b>
<b>Total</b>	<b>86,694,816</b>	<b>29,468,826</b>	<b>30,993,529</b>	<b>147,157,171</b>	<b>105,674,377</b>
<b>12. Statutory reserve</b>					
Opening balance	-	4,707,213	-	4,707,213	4,291,807
Add: Addition during the year	-	302,891	-	302,891	415,406
<b>Closing balance</b>	<b>-</b>	<b>5,010,104</b>	<b>-</b>	<b>5,010,104</b>	<b>4,707,213</b>
<b>13. Short term loan from banks</b>					
<b>(i) Prime Bank Ltd</b>					
Opening balance	-	70,206,524	-	70,206,524	31,171,224
Add: Received during the year	-	-	-	-	60,000,000
	-	70,206,524	-	70,206,524	91,171,224
Less: Refund during the year	-	70,206,524	-	70,206,524	20,964,700
<b>Closing balance</b>	<b>-</b>	<b>-</b>	<b>-</b>	<b>-</b>	<b>70,206,524</b>
<b>(ii) One Bank Ltd</b>					
Opening balance	-	15,000,000	-	15,000,000	30,000,000
Add: Received during the year	-	20,000,000	-	20,000,000	15,000,000
	-	35,000,000	-	35,000,000	45,000,000
Less: Refund during the year	-	15,000,000	-	15,000,000	30,000,000
<b>Closing balance</b>	<b>-</b>	<b>20,000,000</b>	<b>-</b>	<b>20,000,000</b>	<b>15,000,000</b>
<b>(iii) Dutch-Bangla Bank Ltd</b>					
Opening balance	-	-	-	-	50,101,437
Less: Refund during the year	-	-	-	-	50,101,437
<b>Closing balance</b>	<b>-</b>	<b>-</b>	<b>-</b>	<b>-</b>	<b>-</b>
<b>(iv) Mercantile Bank Ltd</b>					
Opening balance	-	150,000,000	-	150,000,000	38,275,000
Add: Received during the year	-	50,000,000	-	50,000,000	150,000,000
	-	200,000,000	-	200,000,000	188,275,000
Less: Refund during the year	-	74,048,718	-	74,048,718	38,275,000
<b>Closing balance</b>	<b>-</b>	<b>125,951,282</b>	<b>-</b>	<b>125,951,282</b>	<b>150,000,000</b>
<b>(v) AB Bank Ltd</b>					
Opening balance	-	-	-	-	20,000,000
Add: Received during the year	-	-	-	-	30,000,000
	-	-	-	-	50,000,000
Less: Refund during the year	-	-	-	-	50,000,000
<b>Closing balance</b>	<b>-</b>	<b>-</b>	<b>-</b>	<b>-</b>	<b>-</b>



Uttaran

Notes to the consolidated financial statements  
for the year ended 30 June 2019

	2019			2018
	General BDT	Micro Credit BDT	Projects BDT	Total BDT
<b>vi) Bangladesh Finance &amp; Investent Company Ltd</b>				
Opening balance	-	34,431,917	-	34,431,917
Add: Received during the year	-	-	-	40,000,000
	-	34,431,917	-	34,431,917
Less: Refund during the year	-	8,873,491	-	8,873,491
<b>Closing balance</b>	-	<b>25,558,426</b>	-	<b>25,558,426</b>
<b>(vii) Jamuna Bank Ltd</b>				
Opening balance	-	-	-	-
Add: Received during the year	-	20,000,000	-	20,000,000
	-	20,000,000	-	20,000,000
Less: Refund during the year	-	5,107,154	-	5,107,154
<b>Closing balance</b>	-	<b>14,892,846</b>	-	<b>14,892,846</b>
<b>(viii) Mutual Trust Bank Ltd</b>				
Opening balance	-	-	-	-
Add: Received during the year	-	80,000,000	-	80,000,000
	-	80,000,000	-	80,000,000
Less: Refund during the year	-	-	-	-
<b>Closing balance</b>	-	<b>80,000,000</b>	-	<b>80,000,000</b>
<b>Total</b>	-	<b>266,402,554</b>	-	<b>266,402,554</b>
				<b>269,638,441</b>
<b>14. Loan from other organisations</b>				
<b>(i) Shishuthortho</b>				
Opening balance	-	-	-	5,032,329
Less: Refund during the year	-	-	-	301,000
	-	-	-	4,731,329
Less: Transfer to Progoti Construction loan	-	-	-	4,731,329
<b>Closing balance</b>	-	-	-	-
<b>(ii) Progoti Construction</b>				
Opening balance	5,464,063	-	-	5,464,063
Less: Refund during the year	-	-	-	704,094
	5,464,063	-	-	3,888,417
Less: Transfer to loan and advance	-	-	-	3,155,683
	5,464,063	-	-	732,734
Add: Transferred from Shishithortho loan	-	-	-	4,731,329
<b>Closing balance</b>	<b>5,464,063</b>	-	-	<b>5,464,063</b>
<b>(iii) Staff provident fund</b>				
Opening balance	-	1,630,000	-	1,630,000
Add: Received during the year	-	1,240,000	-	2,130,000
	-	2,870,000	-	2,130,000
Less: Refund during the year	-	1,600,000	-	500,000
<b>Closing balance</b>	-	<b>1,270,000</b>	-	<b>1,630,000</b>
<b>(iv) Loan from others</b>				
Opening balance	21,750,247	-	-	14,182,605
Add: Received during the year	3,990,000	-	-	7,663,797
	25,740,247	-	-	21,846,402
Less: Refund during the year	3,182,704	-	-	96,155
<b>Closing balance</b>	<b>22,557,543</b>	-	-	<b>21,750,247</b>
<b>(v) Loan from staff welfare fund</b>				
Opening balance	-	-	-	-
Add: Received during the year	-	850,000	-	850,000
	-	850,000	-	-
Less: Refund during the year	-	450,000	-	-
<b>Closing balance</b>	-	<b>400,000</b>	-	-
<b>Total</b>	<b>28,021,606</b>	<b>1,670,000</b>	-	<b>29,691,606</b>
				<b>28,844,310</b>
<b>15. Inter-project loan</b>				
Opening balance	(12,509,368)	-	21,006,546	31,274,134
Add: Received during the year	12,342,261	-	13,579,984	42,196,516
	(167,107)	-	34,586,530	73,470,651
Less: Payment during the year	13,579,984	-	12,342,261	42,694,091
	(13,747,091)	-	22,244,269	30,776,560
Less: Transferred from loan and advance	-	-	-	15,264,637
	(13,747,091)	-	22,244,269	15,511,923
Less: Transfer to fund account	-	-	-	7,014,745
<b>Closing balance</b>	<b>(13,747,091)</b>	-	<b>22,244,269</b>	<b>8,497,178</b>





Uttaran

Notes to the consolidated financial statements  
for the year ended 30 June 2019

	2019			2018	
	General BDT	Micro Credit BDT	Projects BDT	Total BDT	Total BDT
<b>16. Other liabilities</b>					
<b>(i) Liability for expense</b>					
Opening balance	-	-	112,951	112,951	5,242,424
Add: Provision during the year	-	-	-	-	112,951
Less: Payment during the year	-	-	112,951	112,951	5,355,375
Less: Transfer to Fund Account	-	-	-	-	5,355,375
<b>Closing balance</b>	-	-	-	-	<b>112,951</b>
<b>17. Group members' savings</b>					
Opening balance	-	92,916,412	-	92,916,412	90,454,849
Add: Collection during the year	-	56,424,117	-	56,424,117	50,281,684
Add: Interest during the year	-	149,340,529	-	149,340,529	140,736,533
Less: Refund during the year	-	149,340,529	-	149,340,529	145,049,796
<b>Closing balance</b>	-	<b>91,604,321</b>	-	<b>91,604,321</b>	<b>92,916,412</b>
<b>18. Security money</b>					
Opening balance	-	1,489,165	-	1,489,165	1,495,340
Add: Collection during the year	-	200,000	-	200,000	241,000
Less: Refund during the year	-	1,689,165	-	1,689,165	1,736,340
<b>Closing balance</b>	-	<b>1,565,571</b>	-	<b>1,565,571</b>	<b>1,489,165</b>
<b>19. Members' loan insurance</b>					
Opening balance	-	5,371,225	-	5,371,225	4,147,005
Add: Collection during the year	-	3,160,490	-	3,160,490	2,825,290
Less: Refund during the year	-	8,531,715	-	8,531,715	6,972,295
<b>Closing balance</b>	-	<b>7,801,607</b>	-	<b>7,801,607</b>	<b>5,371,225</b>
<b>20. Loan loss provision</b>					
Opening balance	-	7,782,366	-	7,782,366	8,028,895
Add: Addition during the year	-	1,162,150	-	1,162,150	-
Less: Adjustment during the year	-	8,944,516	-	8,944,516	8,028,895
<b>Closing balance</b>	-	<b>8,944,516</b>	-	<b>8,944,516</b>	<b>7,782,366</b>
<b>21. Grants income</b>					
<b>Project</b>					
Expense for project	-	-	225,192,587	225,192,587	112,458,287
Less: Bank interest	-	-	97,988	97,988	49,280
Less: Other income	-	-	225,094,599	225,094,599	112,409,007
<b>Other</b>					
Grant received (note 21.1)	7,306,582	8,274,000	-	15,580,582	2,104,775
<b>Total</b>	<b>7,306,582</b>	<b>8,274,000</b>	<b>222,123,617</b>	<b>237,704,199</b>	<b>112,453,930</b>
<b>21.1 Details of grant received</b>					
<b>Project</b>					
Islamic Relief World (IRW)	-	-	118,568,136	118,568,136	-
Solidarities International	-	-	46,015,009	46,015,009	38,348,701
World Food Program (WFP)	-	-	23,788,142	23,788,142	-
Bangladesh Government	-	-	18,592,227	18,592,227	5,356,187
SIMAVI WASH	-	-	15,686,570	15,686,570	-
British Council	-	-	10,680,176	10,680,176	23,970,645
Misereor-Germany	-	-	8,922,191	8,922,191	6,058,625
DFID/Manusher Jonno Foundation (MJF)	-	-	7,324,964	7,324,964	-
Palli Karma Sahayak Foundation	-	-	4,765,232	4,765,232	5,704,280
Deutsche Gesellschaft fur Internationale Zusammenarbeit (GIZ) GmbH	-	-	2,193,972	2,193,972	-
Asia Foundation	-	-	1,825,902	1,825,902	-



Uttaran

Notes to the consolidated financial statements  
for the year ended 30 June 2019

	2019			2018	
	General BDT	Micro Credit BDT	Projects BDT	Total BDT	Total BDT
Voluntary Service Overseas (VSO)	-	-	860,670	860,670	2,268,573
World Bank & ArannAyk Foundation	-	-	895,000	895,000	2,227,563
VGD-Govt.	-	-	508,274	508,274	-
IDCOLE	-	-	326,835	326,835	564,345
Islami Relife Bangladesh (IRB)	-	-	-	-	874,255
	-	-	<b>260,953,300</b>	<b>260,953,300</b>	<b>85,373,174</b>
<b>Other</b>					
Grant from internal food bank	2,010,000	8,274,000	-	10,284,000	808,000
ROSC	4,500,000	-	-	4,500,000	-
Mr. Yoshiki Takeshima (Japan)	486,570	-	-	486,570	-
BC ACYLT	250,000	-	-	250,000	112,500
BNPS	58,582	-	-	58,582	-
Miscellaneous	1,430	-	-	1,430	43,043
SIMAVI	-	-	-	-	500,951
VSO-Option	-	-	-	-	215,783
Land Portal Foundation	-	-	-	-	215,498
EWG	-	-	-	-	209,000
<b>Total</b>	<b>7,306,582</b>	<b>8,274,000</b>	<b>-</b>	<b>15,580,582</b>	<b>2,104,775</b>
	<b>7,306,582</b>	<b>8,274,000</b>	<b>260,953,300</b>	<b>276,533,882</b>	<b>87,477,949</b>
<b>22. Micro credit income</b>					
Service charge collection	-	57,868,462	-	57,868,462	62,770,812
Others (MCP)	-	652,293	-	652,293	769,575
House rent from employee	-	217,890	-	217,890	248,562
Pass book sale	-	79,840	-	79,840	92,550
Loan form sale	-	55,130	-	55,130	75,500
Members admission fee	-	44,060	-	44,060	74,350
Examination fee	-	-	-	-	52,500
<b>Total</b>	<b>-</b>	<b>58,917,675</b>	<b>-</b>	<b>58,917,675</b>	<b>64,083,849</b>
<b>23. Other income</b>					
Shared staff salary received	9,834,934	-	-	9,834,934	6,236,526
Contribution from members	2,312,056	-	2,426,234	4,738,290	6,261,817
IDRT contribution	4,030,165	-	-	4,030,165	-
Overhead cost received (note 23.1)	2,903,937	-	-	2,903,937	262,209
Interest on investment	-	2,515,606	-	2,515,606	1,154,772
ICS sale	-	-	299,383	299,383	478,255
Reimbursement of expenditures	-	-	237,090	237,090	-
House rent received	126,000	-	-	126,000	-
Service charge collection	-	-	8,275	8,275	-
Service charge received as grant	-	-	-	-	1,958,000
Land lease	-	-	-	-	217,900
Rice mill rent	-	-	-	-	70,000
Ring and slab sale	-	-	-	-	4,200
<b>Total</b>	<b>19,207,092</b>	<b>2,515,606</b>	<b>2,970,982</b>	<b>24,693,680</b>	<b>16,643,679</b>
<b>23.1 Overhead cost received</b>					
Emergency & Resilience Assistance for Forcibly Displaced Myanmar National (FDMN)	2,437,604	-	-	2,437,604	-
Community Based Disaster Risk Reducation (CBDRR)	199,652	-	-	199,652	-
EWG	148,575	-	-	148,575	-
OPTION-VSO	60,000	-	-	60,000	62,855
Connecting Class Room Programme	58,106	-	-	58,106	-
IRB	-	-	-	-	199,354
<b>Total</b>	<b>2,903,937</b>	<b>-</b>	<b>-</b>	<b>2,903,937</b>	<b>262,209</b>
<b>24. Bank interest</b>					
MCP	-	291,334	-	291,334	216,624
General Fund	398,444	-	-	398,444	121,600
APARAJEO and SAFAL	-	-	23,513	23,513	35,831
CBDRR	-	-	23,620	23,620	-
SEIP and SIMAVI	-	-	15,925	15,925	2,578
Supporting Livelihood in FDMN	-	-	8,085	8,085	-
CCR	-	-	2,048	2,048	-
River Basin and Education	-	-	5,896	5,896	1,878
SALE & ROSC	-	-	5,378	5,378	280
UMIMCC	-	-	5,016	5,016	-
IDCOL and SFP	-	-	2,448	2,448	1,874





Uttaran

Notes to the consolidated financial statements  
for the year ended 30 June 2019

	2019			2018	
	General BDT	Micro Credit BDT	Projects BDT	Total BDT	Total BDT
ASIA and VSP	-	-	2,321	2,321	2,059
BDEP and PRODIGY	-	-	1,588	1,588	666
VGD	-	-	1,367	1,367	658
IDCOL Biogas and Bio-fertilizer Program	-	-	783	783	-
CRPARP	-	-	-	-	3,035
BGD ECHO HIP	-	-	-	-	421
<b>Total</b>	<b>398,444</b>	<b>291,334</b>	<b>97,988</b>	<b>787,766</b>	<b>387,504</b>
<b>25. Personnel cost</b>					
Salaries and benefits	9,568,440	23,643,272	44,932,972	78,144,684	64,879,694
Provident fund	-	223,128	-	223,128	1,939,784
<b>Total</b>	<b>9,568,440</b>	<b>23,866,400</b>	<b>44,932,972</b>	<b>78,367,812</b>	<b>66,819,478</b>
<b>26. Program cost</b>					
Food support	-	-	30,379,494	30,379,494	-
Alternative fuel	-	-	13,185,518	13,185,518	-
Cash for work	-	-	12,807,812	12,807,812	-
Ramadan food pack	-	-	12,298,771	12,298,771	-
CBT materials cost	-	-	8,951,476	8,951,476	-
Facilitation of training session in the PGs on good agriculture and climate smart sustainable farming practices in selected subsectors/commodities	-	-	6,218,021	6,218,021	-
Interest on savings	-	6,215,510	-	6,215,510	4,313,263
Travel allowance for participants	-	-	5,299,700	5,299,700	-
Cow supply	-	-	5,043,000	5,043,000	-
Shelter up gradation	-	-	4,011,964	4,011,964	-
Food support	-	-	2,612,979	2,612,979	-
Technical skill training session	-	-	2,521,273	2,521,273	-
Annual general meeting of the producer groups	-	-	2,330,955	2,330,955	-
Food for participant, ambassadors and project staff	-	-	2,284,243	2,284,243	-
BLP centre operational Cost	-	-	2,115,000	2,115,000	-
Food coat	-	-	1,892,326	1,892,326	-
Tubwell installation	-	-	1,286,328	1,286,328	-
BLP centre establishment cost	-	-	1,224,000	1,224,000	-
Demonstration and dissemination of innovative and proven climate smart technologies	-	-	1,110,251	1,110,251	-
Provide life skill training to the adolescents girls based on developed curriculum	-	-	1,102,454	1,102,454	-
Provide negotiation skill and leadership development training to the adolescents girls based on developed curriculum	-	-	1,076,392	1,076,392	-
Collectivizing feasible households in producer groups and formation of executive committee in the producer groups	-	-	1,018,455	1,018,455	-
Staff training, meeting, allowance & advocacy and campaign material	-	-	1,049,435	1,049,435	-
Training for CNVs on (both new and existing) nutrition, dietary diversity, IYCF, health and hygiene and SRHR (total CNV 130)	-	-	923,735	923,735	-
Solar panel	-	-	879,435	879,435	-
Transportation loding and unloding	-	-	810,983	810,983	-
Building and strengthening capacity of LFs, and CLSPs by organizing training, cross visit, refreshers etc.	-	-	806,681	806,681	-
Cross visit for LF, LSP, associate, PG members	-	-	780,094	780,094	-
Observer fee	-	-	705,210	705,210	-
Field facilitator	-	-	700,000	700,000	-
Training venue and accommodation	-	-	672,000	672,000	-
Selling and promotional expenses	-	-	628,550	628,550	-
Bathing space	-	-	627,272	627,272	-
Capacity enhancement of entrepreneurs on business operations, planning and administration and health and safety for sanitation and waste workers	-	-	610,000	610,000	-



Uttaran

Notes to the consolidated financial statements  
for the year ended 30 June 2019

	2019				2018
	General BDT	Micro Credit BDT	Projects BDT	Total BDT	Total BDT
Establishment of goat shed for selected famers	-	-	590,000	590,000	-
Dustbin installation	-	-	581,825	581,825	-
Enhance capacity of responsible organisations (Town Level codination committee, municipality WATSAN committee, government agencies, private sector etc) for awareness raising and demand creation	-	-	581,563	581,563	-
Collectivisation of adolescent girls and boys and establishment of adolescent club (include rent and operational cost)	-	-	579,843	579,843	-
Transport and distribution	-	-	557,192	557,192	-
Implementing school WASH programs ensuring proper dissemination of the WASH message through students and teachers	-	-	554,075	554,075	-
Accessing farmers to ICT based Fertilizer recommendation card in collaboration with DAE, SRDI and private sectors for improving soil health	-	-	510,441	510,441	-
Actively advocate with LGIs and other stakeholders for WASH rights at any platform, event and/or official gathering, media	-	-	508,112	508,112	-
Equipping adolescent club with required furniture, fixture and equipment	-	-	499,152	499,152	-
Field facilitator for program implementation	-	-	496,675	496,675	-
Training provide to PO member and legal aid supports	-	-	491,099	491,099	-
Accommodation for participant	-	-	483,500	483,500	-
National youth summit	-	-	481,884	481,884	-
Beneficiaries training/meeting /workshop/orientation	-	-	457,822	457,822	-
Training and guidance of community level organisations and entities to ensure participation in municipal planning and decision-making processes	-	-	438,163	438,163	-
Household sanitary latrine	-	-	435,025	435,025	-
Organise days observation, celebration of relevant national and international days to raise greater awareness	-	-	430,384	430,384	-
Regular executive committee meeting and review the progress in business plan/action plan	-	-	418,955	418,955	-
ICS production	-	-	417,549	417,549	899,996
Improve water use efficiency in the extensive Bagda	-	-	411,050	411,050	-
farming system through introduction low cost technology	-	-			
Regular backstopping support to lead farmers, CLSP, PCA through regular planning and coordination meeting	-	-	409,622	409,622	-
Strengthening capacity of Safal supported entrepreneurs for business growth	-	-	377,101	377,101	-
Duck rearing	-	-	375,000	375,000	-
Comprehensive and STO training	-	-	368,242	368,242	-
Establishment and strengthening of multi stakeholder coordination committee (MSCC) at LGI level where WASH demands from the communities are being brought forward	-	-	342,939	342,939	-
Travel cost	-	-	327,004	327,004	-
Training materials (hendout, rew arterials etc)	-	-	318,750	318,750	-
Quarterly meeting of upazila panni committee (31 members in each committee)	-	-	305,766	305,766	-
Net making	-	-	300,000	300,000	-
Handicrafts	-	-	300,000	300,000	-
Small business	-	-	300,000	300,000	-
Qurbani cost	-	-	300,000	300,000	-
Building capacity of new entrepreneurs on business planning and operation	-	-	275,013	275,013	-






Uttaran

Notes to the consolidated financial statements  
for the year ended 30 June 2019

	2019				2018
	General BDT	Micro Credit BDT	Projects BDT	Total BDT	Total BDT
Capacity enhancing activities aimed at women and social excluded at community level leading to enhanced skills like negotiation, consultation, financial management and decision making (Mother gathering and court yard meeting)	-	-	273,500	273,500	-
Training for school children on nutrition, health and hygiene issues in collaboration with the governing bodies of selected schools	-	-	271,750	271,750	-
INGO operational cost	-	-	270,000	270,000	-
On the job support on activities of local responsible organisation	-	-	259,302	259,302	-
Workshop venue (with multimedia and other facilities)	-	-	257,100	257,100	-
Snail business	-	-	250,000	250,000	-
Provisioning of extension services in the input shops	-	-	249,660	249,660	-
Facilitate annual general meeting of adolescent clubs	-	-	248,848	248,848	-
Travel time cost for trainer	-	-	245,296	245,296	-
Training on roles and responsibility of union parishad	-	-	234,164	234,164	-
Human chain and memorandum submission to ministry of LGED, DPHE and parliament standing committee on WASH for women and PWD friendly WASH facilities at public places and WASH budget and policy implementation	-	-	228,134	228,134	-
Head of department	-	-	227,337	227,337	-
Persuasion meeting with public sector key actors for demand creation and gender and social inclusion	-	-	209,170	209,170	-
Reactivation meeting of ward WATSAN committee	-	-	209,037	209,037	-
Revive and conduct TLCC meetings introducing WASH as a priority on the TLCC agenda aiming at linking activities on WASH implemented by different line agencies, local authorities and NGO's	-	-	208,869	208,869	-
Quarterly meeting of the river basin committee	-	-	207,979	207,979	-
Identify and contract consultants who can provide support to the local organizations that provide awareness raising and demand creation activities	-	-	205,000	205,000	-
Quarterly meeting with SMC and teachers	-	-	206,715	206,715	-
Publication research	-	-	200,000	200,000	-
Development of a peoples plan	-	-	200,000	200,000	-
School campaign on integrated and best WASH practice	-	-	198,925	198,925	-
Poster on best WASH practices	-	-	198,000	198,000	-
Quarterly meeting of union parishad with WASH federation	-	-	195,575	195,575	-
Observation of relevant special days like world water day, hand washing day, national sanitation month, MHM Day etc	-	-	193,700	193,700	-
Citywide "inclusive social mobilisation campaigns" in collaboration with town level coordination committee and WATSAN committee, NGOs, civil society platforms, women's groups including awareness raising at community level leading to behavioural practice generating increased demand for improved WASH facilities and services	-	-	191,382	191,382	-
Program cost	-	-	190,829	190,829	-
Increase beneficiaries access to public services	-	-	186,656	186,656	-
Climate adaptive variety	-	-	175,000	175,000	-
Dialogue with selected MFIs through workshop/meeting for developing and testing customized financial products and equity for the small holders and micro entrepreneurs	-	-	170,470	170,470	-
Bi-monthly meeting of cooperatives	-	-	163,234	163,234	-
Support model Safal shrimp service centre for expanding their service coverage and up scaling the model in other working areas and other commodities	-	-	156,220	156,220	-



Uttaran

Notes to the consolidated financial statements  
for the year ended 30 June 2019

	2019				2018
	General BDT	Micro Credit BDT	Projects BDT	Total BDT	Total BDT
Warehouse rental	-	-	156,000	156,000	-
Revive and conduct WLCC meetings introducing WASH as a priority on development activities on ward level	-	-	155,340	155,340	-
Bi monthly meeting of UMCC	-	-	155,190	155,190	-
Accommodation for trainer, ambassador, staff	-	-	148,220	148,220	-
Facilitating the affected people to process legal/policy/administrative requirement to claim compensation	-	-	145,000	145,000	-
Strengthen union WASH federation	-	-	143,515	143,515	-
Create dialogue between the private sector (meetings, visits) and PWD and women with service providers	-	-	142,881	142,881	-
Community gatherings in collaboration with town level coordination committee and WATSAN committee with service providers and financing institutes (MFI's)	-	-	142,679	142,679	-
Revive and conduct WLCC meetings introducing WASH as a priority on development activities on ward level	-	-	142,070	142,070	-
Leaflet for group members	-	-	140,500	140,500	-
Assist union parishad to develop and publish their WASH plans and budget	-	-	140,000	140,000	-
Project inception workshop	-	-	138,324	138,324	-
Wall painting	-	-	133,380	133,380	-
Dissemination of low cost vermin compost production methodology and promotion of organic fertilizers	-	-	128,686	128,686	-
Travel time food cost	-	-	123,533	123,533	-
Day observation (international water day, menstrual hygiene day, hand washing day)	-	-	119,210	119,210	-
Honorarium for trainer	-	-	119,000	119,000	-
Capacity enhancement of technical knowledge on menstrual hygiene products	-	-	118,129	118,129	-
Training co-ordinators accommodation, travel food and subsistence	-	-	114,896	114,896	-
Align or make local organisations responsible for project related awareness raising and demand creation activities	-	-	113,679	113,679	-
Training for staff and farmers (e.g. goat rearing, feeding system, housing management, business plan etc)	-	-	113,310	113,310	-
Internship (conveyance, communication monitoring)	-	-	112,500	112,500	-
Support staff	-	-	112,000	112,000	-
Support staff for program operation	-	-	112,000	112,000	-
Logistics (materials as per trainer/ambassadors requirement photocopy, stationeries, computer, camera, furniture, courier, staff travel, Donor travel etc)	-	-	111,546	111,546	-
FTO fees	-	-	108,000	108,000	-
Visibility	-	-	104,145	104,145	-
Provide handholding support to some selected CNVs for emerging as "Nutrition Entrepreneurs" by engaging private sectors and linking with local health service providers (Registered Doctors)	-	-	98,075	98,075	-
Field Facilitator for program implementation	-	-	97,349	97,349	-
Assessment of gaps in need for entrepreneurs and start identifying possible new entrepreneurs	-	-	94,063	94,063	-
Training on leadership and group management	-	-	93,542	93,542	-
Meeting/workshop	-	-	93,127	93,127	-
Training on business plan development	-	-	92,886	92,886	-
Entrepreneurship development training	-	-	92,233	92,233	-
Program monitoring and reporting	-	-	91,655	91,655	-
Organise linking and networking with WASH service providers/cooperatives with the stakeholders financial institutes (MFIs, banks), private sector, local administration, Govt. departments to support business cooperatives of waste and sanitation workers	-	-	90,400	90,400	-
Demonstration plot for water sanitation and hygiene product	-	-	83,493	83,493	-





Uttaran

Notes to the consolidated financial statements  
for the year ended 30 June 2019

	2019				2018
	General BDT	Micro Credit BDT	Projects BDT	Total BDT	Total BDT
Travel cost for staff to attend various meetings outside the working area	-	-	82,475	82,475	-
Actively advocate for inclusion of women and socially excluded in LGIs proceeding, planning and policies in particular for WASH rights	-	-	79,705	79,705	-
International youth day celebration	-	-	78,975	78,975	-
Workshop with SMC and teachers on menstrual hygiene and promotion of hygiene kit	-	-	78,394	78,394	-
Packaging cost	-	-	77,728	77,728	-
Organise a kick-off meeting municipalities	-	-	74,869	74,869	-
Cloth for female	-	-	74,520	74,520	-
Orientation to relevant officials of MFIs and lead farmers	-	-	71,391	71,391	-
on the process and procedures of new financial products	-	-	-	-	-
Training on marketing	-	-	69,502	69,502	-
Labour charge	-	-	69,100	69,100	-
Cost for M&E	-	-	68,674	68,674	-
Preparation of training materials for enhancing capacities/skills for communities	-	-	67,333	67,333	-
Community follow up meeting with youth leaders	-	-	65,262	65,262	-
Annual general meeting of the upazila panni committee	-	-	64,985	64,985	-
Workshop with MFI and entrepreneurs	-	-	64,000	64,000	-
Training on gender and PWD sensitisation to union parishad	-	-	60,031	60,031	-
Human chain and memorandum submission to ministry of LGED, DPHE and parliament standing committee on WASH for women and PWD friendly WASH facilities at public places	-	-	60,000	60,000	-
Assessment and certification	-	-	60,000	60,000	-
Job placement cost	-	-	60,000	60,000	-
UDCC meeting	-	-	59,420	59,420	-
Household identification, data collection and farmer selection	-	-	58,598	58,598	-
Monthly meeting	-	-	50,343	50,343	-
Agricultural extension clinic	-	-	50,223	50,223	-
Publish four poster on SRBM and peoples issue	-	-	50,000	50,000	-
Participatory assessment of knowledge gap of the organisation(s) responsible for awareness raising and demand creation	-	-	48,000	48,000	-
Staff recruitment and orientation	-	-	47,880	47,880	-
Inception workshop/meeting	-	-	47,535	47,535	-
Assess the gap of dalit people on accessing WASH services	-	-	46,184	46,184	-
Monthly meeting of YCS	-	-	45,715	45,715	-
Meeting with MSCC to review and lead the WASH service delivery process on quarterly basis	-	-	45,000	45,000	-
Inception meeting	-	-	44,838	44,838	-
Training and guidance introducing accountable municipal financing	-	-	44,240	44,240	-
Bi-annually community day	-	-	44,110	44,110	-
Mapping and selection of entrepreneur	-	-	42,300	42,300	-
Workshop for formation the upazila level panni committee	-	-	40,495	40,495	-
Dialogue session with private sector	-	-	40,235	40,235	-
Representation meeting with key actors	-	-	40,211	40,211	-
Promotion of micro finance loans for entrepreneurs	-	-	40,000	40,000	-
Advocacy for TRM	-	-	39,970	39,970	-
Program coordination at local level	-	-	39,247	39,247	-
Dialogue session with public sector	-	-	38,241	38,241	-
Dialogue session with public sector	-	-	37,062	37,062	-
WASH SDG training manual development	-	-	37,000	37,000	-
Providing stipend to journalists	-	-	37,000	37,000	-
Travel allowance for trainer	-	-	36,500	36,500	-



Uttaran

Notes to the consolidated financial statements  
for the year ended 30 June 2019

	2019				2018
	General BDT	Micro Credit BDT	Projects BDT	Total BDT	Total BDT
Human chain and memorandum submission to ministry of LGED, DPHE and parliament standing committee on WASH for dolit WASH nets and rights	-	-	36,000	36,000	-
Carry out activities aimed at menstrual hygiene and promotion of hygiene kit	-	-	35,486	35,486	-
Dialogue with elected representative concerned authorities and other relevant	-	-	34,991	34,991	-
Workshop with the upazila and district admin and ministry of water resource	-	-	34,890	34,890	-
Training on dolit sensitisation to UP member	-	-	33,255	33,255	-
Fodder entrepreneur training for selected farmers and necessary support	-	-	32,618	32,618	-
Quarterly meeting of the central panni committee	-	-	32,022	32,022	-
Training on safe water management to water expert in group	-	-	31,967	31,967	-
Training on good hygiene practice to 66 hygiene expert	-	-	31,854	31,854	-
Training on sanitation management and awareness to 66 sanitation expert	-	-	31,841	31,841	-
Training on gender and PWD sensitisation	-	-	31,021	31,021	-
Development of financing strategy including: micro financing, CSR governmental financing, private and private sector and banks	-	-	31,000	31,000	-
Workshop with SMC and teachers on menstrual hygiene and promotion of hygiene kit	-	-	30,153	30,153	-
Strengthen upazila multistakeholder coordination committee (UMCC)	-	-	30,000	30,000	-
Two breeding female goats (doe) per farming household	-	-	29,048	29,048	-
Manual development on entrepreneurship, demand creation strategy and marketing and business plan development	-	-	28,000	28,000	-
FGD	-	-	26,672	26,672	-
Marketing for entrepreneurs	-	-	25,000	25,000	-
Organised four field visit and situation report	-	-	25,000	25,000	-
Published news letter (3+3) In bangla (Nodi) and English (rivers and community)	-	-	25,000	25,000	-
Survey, enlisting and data based of people affected (land owner and user)	-	-	24,985	24,985	-
Organise four human chain and memorandum submission	-	-	24,960	24,960	-
Community study visit from Rajsahi	-	-	24,500	24,500	-
Staff capacity development	-	-	24,242	24,242	-
Monthly staff meeting	-	-	24,139	24,139	-
Three dialogue with elected	-	-	23,985	23,985	-
Social audit	-	-	23,852	23,852	-
Internship	-	-	22,957	22,957	-
Accreditation card	-	-	22,500	22,500	-
Capacity development workshop of union WATSAN committee	-	-	22,401	22,401	-
Reactivating community level entities focused on WASH (Town level coordination committee, WATSAN committee etc)	-	-	22,385	22,385	-
Honorarium for ambassadors	-	-	22,100	22,100	-
Bi-monthly meeting of cc	-	-	21,676	21,676	-
Press conference at districts level	-	-	20,000	20,000	-
Publish four leaflets on SRBM and peoples issue	-	-	20,000	20,000	-
Workshop with the media personnel	-	-	19,995	19,995	-
Create and strengthen dalit federation	-	-	19,815	19,815	-
Quarterly overall project coordination meetings	-	-	19,602	19,602	-
Capacity development workshop of union WATSAN on dalit issue	-	-	19,512	19,512	-
Providing stipend to journalists	-	-	18,800	18,800	-
Local staffing, office set up and orientation on project planning, strategic implementation	-	-	18,500	18,500	-
Annual general meeting (AGM) of the central panni committee	-	-	18,000	18,000	-
Staff development and capacity building	-	-	15,945	15,945	-





Uttaran

Notes to the consolidated financial statements  
for the year ended 30 June 2019

	2019				2018
	General BDT	Micro Credit BDT	Projects BDT	Total BDT	Total BDT
Workshop to strengthen + reorganise the central panni committee	-	-	15,980	15,980	-
Quarterly coordination meeting with DPE officials at Dhaka	-	-	15,326	15,326	-
Day observation (international water day, menstrual hygiene day, Hand washing day)	-	-	15,098	15,098	-
Remuneration	-	-	15,000	15,000	-
Training fee	-	-	14,777	14,777	-
Facilitate one new river basin committee formation meeting	-	-	14,000	14,000	-
Cordination meeting affected people and administrative officials to discussed problem and remedies to expedite compensation process (One coordination meeting every year)	-	-	14,000	14,000	-
Organised four public sharing meeting	-	-	13,980	13,980	-
Three exposure visit to TRM basin	-	-	12,500	12,500	-
Bi weekly city level project coordination meetings	-	-	12,311	12,311	-
Field coordinators meeting	-	-	11,200	11,200	-
Dialogue session with private sector	-	-	10,032	10,032	-
Private sector actor meeting	-	-	9,608	9,608	-
Warehouse electricity bill and maintence	-	-	9,600	9,600	-
Training to staff on group leadership and management/safe water management/ sanitation/hygiene	-	-	9,400	9,400	-
Courtyard meeting	-	-	8,378	8,378	-
Travel allowance for ambassadors	-	-	8,000	8,000	-
Flip chart for group meeting	-	-	7,500	7,500	-
Monthly project coordination meeting	-	-	6,845	6,845	-
Community based monitoring	-	-	6,715	6,715	-
Training and guidance in the process of introducing PPP arrangements in the municipality	-	-	6,599	6,599	-
Quarterly coordination meeting with DPE officials at upazila level	-	-	6,000	6,000	-
Wall painting	-	-	5,000	5,000	-
Kick off meeting	-	-	4,650	4,650	-
Enabling the community platforms for active lobbying and consequent monitoring that inclusion of women and social excluded are adequately indicated in WASH strategic plans	-	-	4,650	4,650	-
Sales and service centre	-	-	4,585	4,585	-
Quarterly project coordination meeting in district level	-	-	4,000	4,000	-
Meeting with UMCC on the identified issues	-	-	4,000	4,000	-
Travel cost	-	-	2,825	2,825	-
Reactivation meeting of union WATSAN committee	-	-	2,500	2,500	-
Yearly project planning adjustment meeting	-	-	600	600	-
Farmers implement good agricultural practices that optimise their social, environmental and economic performance	-	-	-	-	5,260,158
Program cost	-	-	-	-	5,170,857
Food for trainer, ambassador and project staff	-	-	-	-	4,990,741
Farmers and supply chain actors unlocked the market potentials and have greater access to inputs and services, and to sell their products	-	-	-	-	4,943,111
Flooding expense	-	-	-	-	3,948,750
Travel allowance for participants	-	-	-	-	3,902,650
Accommodation for participants	-	-	-	-	3,652,440
Improved nutritional status and food security among the smallholder farming households	-	-	-	-	2,643,375
Implementing the RRAP	-	-	-	-	2,505,295
Value chain improvement support	-	-	-	-	2,444,618
Honorarium for trainers	-	-	-	-	1,860,000
Workshop venue (with multimedia and other facilities)	-	-	-	-	1,324,195
Training venue expense	-	-	-	-	1,144,117
Meetings with cooperative members	-	-	-	-	958,628
Travel allowance for trainers	-	-	-	-	815,813



Uttaran

Notes to the consolidated financial statements  
for the year ended 30 June 2019

	2019				2018
	General BDT	Micro Credit BDT	Projects BDT	Total BDT	Total BDT
Logistics	-	-	-	-	808,259
Accommodation for trainer, ambassador and project staff	-	-	-	-	796,090
Technical skill training session	-	-	-	-	497,905
Other training related direct cost	-	-	-	-	427,500
Transport and distribution	-	-	-	-	382,509
Training workshop for cooperative leaders and staff	-	-	-	-	342,321
Training on leadership	-	-	-	-	317,390
Conduct meeting with on a monthly basis and discuss human rights and legal issues with necessary materials	-	-	-	-	250,730
Job placement cost	-	-	-	-	250,000
Travel time cost for trainers	-	-	-	-	235,000
Pre-financing/(adjustment)	-	-	-	-	232,563
Honorarium for ambassador	-	-	-	-	219,000
Documentations of the project activities and achievements	-	-	-	-	217,890
Annual general meeting (AGM) of the cooperatives	-	-	-	-	206,419
Union conservation forum meeting, training and conservation activities	-	-	-	-	193,011
Quarterly meeting of upazila panni committee (31 members in each committee)	-	-	-	-	158,844
Setup union federation office	-	-	-	-	141,290
Inclusive development meeting	-	-	-	-	140,059
Training coordinators accommodation, travel, food and subsistence	-	-	-	-	138,862
Ware house rental	-	-	-	-	132,000
Communication costs to ensure the attendance of participants	-	-	-	-	130,097
Training on freedom of expert	-	-	-	-	125,717
Duck rearing	-	-	-	-	125,000
Quarterly meeting of the river basin committee	-	-	-	-	121,890
SFG meeting	-	-	-	-	115,697
Bi-annually community day	-	-	-	-	114,431
Miscellaneous	-	-	-	-	114,000
Training on social audit	-	-	-	-	108,000
Net making	-	-	-	-	100,000
Handicrafts	-	-	-	-	100,000
UDCC meeting	-	-	-	-	90,710
Refresher training	-	-	-	-	85,694
Develop 3 issue based poster and leaflets (gender based discrimination, trafficking and dowry)	-	-	-	-	74,600
Advocates honorarium (1 Persons per upazilla*4 Up)	-	-	-	-	72,000
Child marriage and eve teasing with all forms of discrimination against adolescent girls in private and public life decreased( adolescent girls)	-	-	-	-	70,130
Service charge	-	-	-	-	61,746
Monthly LG meeting	-	-	-	-	61,100
Agricultural extension clinic	-	-	-	-	60,926
Travel allowance for ambassadors	-	-	-	-	60,000
Private sector actor meeting	-	-	-	-	53,766
Community follow up meeting	-	-	-	-	53,202
Legal support in district jail	-	-	-	-	48,000
Workshop to identify and promote the priorities of SSP at district Level	-	-	-	-	45,935
Quarterly meeting of the central panni committee (51 Members)	-	-	-	-	43,846
Monthly meeting of YCS	-	-	-	-	42,168
Legal support in lower court case	-	-	-	-	41,780
Travel time food cost	-	-	-	-	40,800
Business fair	-	-	-	-	38,286
Social audit	-	-	-	-	36,033
Publication and documentation	-	-	-	-	33,767
Development of union contingency DM plan/	-	-	-	-	32,534
Grant management workshops	-	-	-	-	32,264
Annual general meeting of the upazila panni committee	-	-	-	-	31,205





Uttaran

Notes to the consolidated financial statements  
for the year ended 30 June 2019

	2019				2018
	General BDT	Micro Credit BDT	Projects BDT	Total BDT	Total BDT
Training for national volunteers on leadership	-	-	-	-	30,417
Dialogue with elected representative concerned Authorities and other relevant	-	-	-	-	30,259
Leadership and volunteerism training	-	-	-	-	30,190
Workshop with the upazila and district admin and ministry of water resource	-	-	-	-	30,000
Enhanced basic capacity of untouchable minority people and ensured their appearances in public without shame as well as active participation in the social, cultural, and political life (ethnic minority)	-	-	-	-	30,000
legal support in higher court case	-	-	-	-	30,000
Inception meeting with District DMCs	-	-	-	-	29,117
Bi-monthly meeting of CC	-	-	-	-	28,934
Cost for M&E	-	-	-	-	27,766
Exchange visit	-	-	-	-	21,098
Winter cloth	-	-	-	-	20,000
Press conference at districts level	-	-	-	-	20,000
Training on VAW for the journalist and print media	-	-	-	-	20,000
Workshop with the media personnel	-	-	-	-	19,741
Quarterly project coordination meeting with DPE officials at upazila level	-	-	-	-	19,512
Value chain improvement support	-	-	-	-	18,019
Trainings of Trainers (ToT)	-	-	-	-	18,000
Meeting with VSO (PAR)	-	-	-	-	17,865
FGD for reporting information collection	-	-	-	-	17,387
Remuneration	-	-	-	-	15,000
Youth revolving	-	-	-	-	14,282
Baseline study	-	-	-	-	13,765
Annual general meeting (AGM) of the central panni committee	-	-	-	-	12,021
Bi-monthly meeting of cooperatives	-	-	-	-	11,548
Ware house maintenance	-	-	-	-	10,225
Snacks and lunch	-	-	-	-	9,600
Project orientation	-	-	-	-	6,510
Community petrol group (CPG)-meeting and materials	-	-	-	-	5,741
Travelling cost for meeting with VSO	-	-	-	-	5,270
Quarterly project coordination meeting in Dhaka	-	-	-	-	4,000
Sign board	-	-	-	-	3,230
Quarterly meeting with all club	-	-	-	-	3,225
Digital weight machine	-	-	-	-	3,156
Courtyard meeting	-	-	-	-	2,520
Other day observation	-	-	-	-	2,000
Day observations/farmers field day	-	-	-	-	2,000
Sanitary napkin	-	-	-	-	1,648
Set up e-krishok market service	-	-	-	-	730
Volunteer advisors accommodation	-	-	-	-	455
<b>Total</b>	<b>-</b>	<b>6,215,510</b>	<b>157,153,580</b>	<b>163,369,090</b>	<b>59,816,204</b>
<b>27. Administrative expenses</b>					
Travel, lodging and perdiem	268,563	713,109	5,301,704	6,283,376	3,809,114
House rent/office rent	440,679	2,289,390	3,302,845	6,032,914	5,203,273
Contribution to project	2,426,234	-	-	2,426,234	-
Grant refund	1,582,704	653,000	-	2,235,704	-
Fuel and maintenance	80,019	1,067,883	827,163	1,975,065	3,548,846
Communication	85,010	515,376	1,180,815	1,781,201	1,948,405
Audit fee/monitoring	648,000	62,500	365,000	1,075,500	818,696
Electricity and other utilities	80,852	486,419	492,389	1,059,660	698,540
Stationery	121,931	423,935	510,331	1,056,197	1,169,900
Photocopy	9,942	-	588,514	598,456	207,457
Office repair and maintenance	59,473	182,749	302,085	544,307	26,365
Project writing	493,986	-	-	493,986	-
Consultancy	462,500	-	-	462,500	268,729
External and internal monitoring	-	-	457,172	457,172	-
Loan processing cost	-	454,896	-	454,896	859,835
Miscellaneous/cleaning materials	-	401,710	36,130	437,840	547,693
Staff meeting and refreshment	300	112,723	293,621	406,644	364,112
Jeep repair	334,494	-	-	334,494	286,136



Uttaran

Notes to the consolidated financial statements  
for the year ended 30 June 2019

	2019			2018	
	General BDT	Micro Credit BDT	Projects BDT	Total BDT	Total BDT
Central management cost	-	-	324,000	324,000	-
TRM cost	320,444	-	-	320,444	172,300
VAT and Tax payment	298,352	-	-	298,352	15,691
Entertainment	17,312	256,041	740	274,093	379,072
BC active citizen	257,710	-	-	257,710	24,000
Repair and maintenance	-	-	209,676	209,676	474,147
Tala library	208,421	-	-	208,421	184,743
Assessment cost	194,986	-	-	194,986	115,404
Fuel for jeep	189,165	-	-	189,165	-
Legal expenses	-	188,723	-	188,723	125,490
Project approval	183,070	-	-	183,070	60,000
Scholarship (MC)	170,400	-	-	170,400	-
Project sport cost	158,500	-	-	158,500	-
Income tax payment	155,332	-	-	155,332	51,336
Day observation	152,600	-	-	152,600	96,883
Court case support	151,750	-	-	151,750	156,096
News paper	40,822	104,581	3,380	148,783	164,934
Dhaka office expenses	145,395	-	-	145,395	267,225
Security expenses	136,106	-	-	136,106	-
DG/DC/UNO meeting	135,130	-	-	135,130	55,000
Internet/email bill	125,840	-	-	125,840	70,000
Field visit cost	121,932	-	-	121,932	-
Printing cost for office papers	118,450	-	-	118,450	-
Meeting with local people	115,725	-	-	115,725	231,684
EWG cost	104,441	-	-	104,441	18,969
Gowdown repair	102,288	-	-	102,288	-
Meeting with EU	101,000	-	-	101,000	-
Consumables office supplies	98,875	-	-	98,875	-
Medical support	90,557	-	-	90,557	-
Annual report	90,000	-	-	90,000	-
Tree sale support	85,000	-	-	85,000	-
Web site bill	81,006	-	-	81,006	-
Land case support	77,400	-	-	77,400	46,836
Administrative expenses	-	-	73,225	73,225	-
Wi-Fi expenses	67,807	-	-	67,807	66,700
Printing consumables and stationary	-	-	65,302	65,302	-
Publication	60,300	-	-	60,300	60,500
Tala office cost	60,000	-	-	60,000	68,785
IT consultancy	55,000	-	-	55,000	42,000
Meeting with SEIP Project	52,237	-	-	52,237	-
FDMNs IRW video documents	50,000	-	-	50,000	-
Credit rating fee	-	48,150	-	48,150	10,000
Jeep tyre and repair	44,650	-	-	44,650	-
Meeting	44,425	-	-	44,425	-
EC/GB meeting	43,440	-	-	43,440	-
Internet bill	-	-	43,384	43,384	-
Online charge	43,195	-	-	43,195	22,118
Training with British council	42,171	-	-	42,171	-
Jeep tax paid	40,000	-	-	40,000	-
Postage/internet bill	30,280	9,708	-	39,988	79,300
CC TV connection	36,650	-	-	36,650	-
Staff orientation meeting	-	-	36,200	36,200	-
Motorcycle maintenance cost	-	-	31,504	31,504	-
Jari mamla	27,978	-	-	27,978	-
Jeep renewal	25,703	-	-	25,703	-
Student stipend (Shishutirtho)	25,000	-	-	25,000	-
Advertisement	25,000	-	-	25,000	-
Fuel for generator	24,451	-	-	24,451	-
Tax hearing	20,000	-	-	20,000	-
AC repair	17,900	-	-	17,900	31,000
Water bill	13,002	-	4,260	17,262	400
MRA annual fee	-	15,750	-	15,750	10,750
Social activities	-	15,700	-	15,700	13,500
Printing cost for office papers	-	-	15,168	15,168	-
Meeting with global giving	14,235	-	-	14,235	-
Advertisement	-	-	13,873	13,873	-
Partnership coordination meeting monthly	-	-	13,560	13,560	-
Tonner	13,700	-	-	13,700	36,098
Computer repair and maintenance	4,750	-	8,550	13,300	224,685





Uttaran

Notes to the consolidated financial statements  
for the year ended 30 June 2019

	2019			2018	
	General BDT	Micro Credit BDT	Projects BDT	Total BDT	Total BDT
Office supplies and maintenance	-	-	12,387	12,387	-
Cheque received (PD office)	-	-	12,260	12,260	-
Monthly staff coordination meeting	-	-	11,685	11,685	-
Water tank (TO)	9,992	-	-	9,992	-
Agreement signature	-	-	8,620	8,620	-
Mela/fair attend	7,770	-	-	7,770	2,700
Training and staff development	-	6,595	-	6,595	3,933
Fan repair	5,965	-	-	5,965	-
Fishing net	5,950	-	-	5,950	-
Food cost (Dhaka)	5,000	-	-	5,000	-
Press bill	4,500	-	-	4,500	-
Staff recruitment cost	-	-	3,600	3,600	48,771
Dish bill	3,300	-	-	3,300	-
Meeting with BC Prodigy Project	2,800	-	-	2,800	-
Anti virus software	2,000	-	-	2,000	2,199
Dhol safer	2,000	-	-	2,000	-
Donation (District)	-	-	2,000	2,000	-
Camera repair	1,200	-	-	1,200	-
Bi-cycle maintenance cost	-	-	475	475	-
Carrying cost	120	-	-	120	13,000
Operational cost	-	-	-	-	299,999
Samokal school	-	-	-	-	195,000
Helmet/Raincoat	-	-	-	-	111,414
Meeting with SIMAVI	-	-	-	-	94,928
Book publishing	-	-	-	-	92,044
Rebate expenses	-	-	-	-	64,158
Renewal and registration	-	-	-	-	61,483
Latrine installation	-	-	-	-	60,000
Memorandum submission	-	-	-	-	50,500
PD visit	-	-	-	-	46,000
AIRP	-	-	-	-	45,000
Labour charge	-	-	-	-	39,860
Water and sanitation	-	-	-	-	38,000
Community visit	-	-	-	-	29,470
Truck fare	-	-	-	-	29,000
Cookeries	-	-	-	-	25,711
Field consultation visit	-	-	-	-	21,760
EU visit Jamalpur	-	-	-	-	21,700
Tubewell	-	-	-	-	17,900
SDG fair	-	-	-	-	17,315
Visa/PP processing fees	-	-	-	-	14,000
SCUU	-	-	-	-	8,742
Remuneration	-	-	-	-	7,000
Labour bill	-	-	-	-	6,534
Livestock fair	-	-	-	-	6,000
Debate competition	-	-	-	-	5,000
BIDS visit	-	-	-	-	5,810
Book binding	-	-	-	-	3,800
Database shiree project	-	-	-	-	3,600
Stamp purchase	-	-	-	-	3,360
Education support	-	-	-	-	2,500
<b>Total</b>	<b>12,255,167</b>	<b>8,008,938</b>	<b>14,551,618</b>	<b>34,815,723</b>	<b>24,630,938</b>
<b>28. Bank charge</b>					
Micro Credit Program (MCP)	-	379,587	-	379,587	417,446
Uttaran general fund	101,822	-	-	101,822	33,669
Forcibly displaced myanmar national (FDMN)	-	-	19,147	19,147	-
SEIP Project	-	-	10,107	10,107	2,585
SAFAL Project	-	-	9,424	9,424	8,262
SIMAVI WASH Project	-	-	8,428	8,428	1,967
River Basin Project	-	-	5,781	5,781	2,236
ROSC Project	-	-	5,223	5,223	250
IDCOL Biogas and Bio-fertilizer Program	-	-	4,898	4,898	-
OPTION Project	-	-	4,743	4,743	9,234
SFP Project	-	-	4,512	4,512	81
Community Based Disaster Risk Reeducation (CBDRR)	-	-	4,255	4,255	-
VSP Project	-	-	2,918	2,918	2,780
ASIA Project	-	-	2,724	2,724	2,098



Notes to the consolidated financial statements  
for the year ended 30 June 2019

	2019			2018	
	General BDT	Micro Credit BDT	Projects BDT	Total BDT	Total BDT
UMIMCC	-	-	2,524	2,524	-
VGD Project	-	-	2,327	2,327	2,194
PRODIGY Project	-	-	1,989	1,989	1,570
Connecting Class Room Programme	-	-	1,871	1,871	1,278
IDCOL Project	-	-	1,780	1,780	1,880
Food Distribution for Forcibly Displaced Myanmar National (FDMN) and Host Communities in Cox's Bazar, Bangladesh	-	-	1,770	1,770	-
Supporting Livelihood in FDMNs and Host Communities in Cox's Bazar	-	-	1,443	1,443	-
Education Project	-	-	1,163	1,163	1,317
Community Based Disaster Risk Reeducation (CBDRR) in FDMN	-	-	1,006	1,006	-
Community Based Disaster Risk Reeducation (CBDRR) in FDMN Camps in Cox's Bazar	-	-	926	926	-
APROTIRODHO Project	-	-	1,390	1,390	-
Ramadan Support for Forcibly Displaced Myanmar National (FDMN) in Cox's Bazar, Bangladesh	-	-	465	465	-
Community Based Disaster Risk Reeducation (CBDRR) in FDMN Camps in Cox's Bazar	-	-	460	460	-
Quarbarani Programme for FDMNs in Cox's Bazar, Bangladesh	-	-	410	410	-
Scaling up inclusive resilience amongst Water Communities in South Western Bangladesh Project	-	-	365	365	35
Legal Aid	-	-	-	-	7,383
Light Castle	-	-	-	-	5,337
ERF	-	-	-	-	4,824
CSISA	-	-	-	-	4,404
SFP	-	-	-	-	3,604
ADRRCCA	-	-	-	-	2,991
Flood and Waterlogged Project- KZE	-	-	-	-	2,698
ER	-	-	-	-	2,534
Uttaran cyclone roanu	-	-	-	-	2,155
Climate change	-	-	-	-	2,100
BDEP	-	-	-	-	1,913
SALE	-	-	-	-	1,794
Uttaran BSRM water supply	-	-	-	-	1,152
Switch Asia	-	-	-	-	1,104
BGD ECHO HIP	-	-	-	-	1,034
PLB	-	-	-	-	987
<b>Total</b>	<b>101,822</b>	<b>379,587</b>	<b>102,049</b>	<b>583,458</b>	<b>534,896</b>

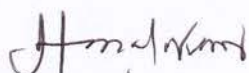
## 29. Others

29.1 Figures relating to the previous year included in this report have been rearranged, wherever considered necessary, to make them comparable with those of the current year without, however, creating any impact on the operating result and value of assets and liabilities as reported in the financial statements for the current year.

29.2 Figures in these notes and in the annexed financial statements have been rounded to the nearest BDT.

29.3 These notes form an integral part of the annexed financial statements and accordingly are to be read in conjunction therewith.

For and on behalf of Governing Body of Uttaran



Coordinator (Accounts and Finance)



Director

Dhaka, Bangladesh  
Dated, 13 November 2019





Uttaran

Details of consolidated property, plant and equipment  
As at 30 June 2019

Particulars	Cost			Rate (%)	Depreciation			Written down value at 30 June BDT
	Balance at 1 July BDT	Addition during the year BDT	Disposal/ Adjustment during the year BDT		Total at 30 June BDT	Upto 1 July BDT	Adjustment during the year BDT	
<b>General Fund</b>								
Land	59,279,424	1,701,100	-	60,980,524	-	-	-	60,980,524
Motor cycle	6,371,545	104,925	-	6,476,470	20	-	20,985	6,392,530
Furniture and fixture	4,415,430	-	-	4,415,430	10	-	1,925	4,415,429
Trade school furniture	385,000	-	-	385,000	10	-	38,500	154,000
Trade school equipment	315,000	-	-	315,000	10	-	31,500	126,000
Tailoring machine	21,320	-	-	21,320	20	-	4,264	17,056
Gas sliinder	71,350	-	-	71,350	20	-	14,270	57,080
Construction	1,476,099	-	-	1,476,099	5	-	73,805	773,773
fan	55,490	-	-	55,490	20	-	9,809	55,490
Microbus, car and minibus	1,051,219	-	-	1,051,219	20	-	-	1,051,219
Jeep	-	3,980,280	-	3,980,280	20	-	796,056	796,056
Library book	27,463	-	-	27,463	5	-	1,373	18,393
Building	24,495,089	-	-	24,495,089	5	-	1,224,754	12,016,422
Training centre building	46,037,207	-	-	46,037,207	5	-	2,301,860	24,097,320
Bi-cycle	237,670	-	-	237,670	20	-	-	237,670
Fishing net	40,000	-	-	40,000	10	-	-	40,000
Deep Tubewell	30,000	-	-	30,000	20	-	-	30,000
Pond	154,350	-	-	154,350	5	-	7,718	121,422
Office equipment	1,652,511	-	-	1,652,511	20	-	-	1,652,511
Computer and printer	3,160,655	-	-	3,160,655	20	-	235,873	3,160,655
Generator and IPS	92,000	-	-	92,000	20	-	-	92,000
Engine purchase (Pajero)	90,000	-	-	90,000	20	-	-	90,000
Land rent/ Dakhila cost	105,000	-	-	105,000	20	-	-	105,000
Mobile set	107,145	106,460	-	213,605	20	-	21,292	128,437
Multimedia	223,000	-	-	223,000	20	-	-	223,000
Office station (siting box)	478,720	-	-	478,720	20	-	-	478,720
Photostat	130,000	-	-	130,000	20	-	-	130,000
Transformer Installation	587,578	-	-	587,578	20	-	-	587,578
IDRT Construction	171,421	-	-	171,421	20	-	-	171,421
Boat	29,500	-	-	29,500	20	-	-	29,500
TV	48,400	-	-	48,400	20	-	-	48,400
Air conditioner	1,016,034	178,000	-	1,194,034	20	-	35,600	1,051,634
Internet modem	25,215	-	-	25,215	20	-	3,246	25,215
Scanner	5,770	-	-	5,770	20	-	1,154	5,770
Croceries	6,245	-	-	6,245	20	-	472	6,245
Freeze	66,640	-	-	66,640	20	-	-	66,640
Glass for Partition	60,000	-	-	60,000	20	-	-	60,000
<b>Total General Fund</b>	<b>152,519,490</b>	<b>6,070,765</b>	<b>-</b>	<b>158,590,255</b>		<b>-</b>	<b>4,824,456</b>	<b>58,512,586</b>
								<b>100,077,670</b>



Uttaran

Details of consolidated property, plant and equipment  
As at 30 June 2019

Particulars	Cost		Rate (%)	Depreciation			Written down value at 30 June BDT		
	Balance at 1 July BDT	Addition during the year BDT		Disposal/ Adjustment during the year BDT	Total at 30 June BDT	Upto 1 July BDT		Adjustment during the year BDT	Charge for the year BDT
<b>Micro Credit</b>									
Land and development	25,323,256	-	-	25,323,256	-	-	-	-	25,323,256
Furniture and fixture	1,086,879	189,000	10	1,275,879	-	-	127,588	499,538	776,341
Office building	306,956	-	5	306,956	-	-	15,348	143,252	163,704
Computer & accessories	132,000	400,573	20	532,573	-	-	106,515	159,964	372,609
Computer software	180,000	100,000	20	280,000	-	-	56,000	128,886	151,114
Office equipment	292,718	168,400	20	461,118	-	-	92,224	208,841	252,277
<b>Total micro credit</b>	<b>27,321,809</b>	<b>857,973</b>		<b>28,179,782</b>			<b>397,675</b>	<b>1,140,481</b>	<b>27,039,301</b>

**Projects**

Particulars	Balance at 1 July BDT	Addition during the year BDT	Disposal/ Adjustment during the year BDT	Total at 30 June BDT	Rate (%)	Upto 1 July BDT	Adjustment during the year BDT	Charge for the year BDT	Total to 30 June BDT	Written down value at 30 June BDT
<b>SEMPTI</b>										
Furniture and fixture	1,781,054	-	-	1,781,054	10	1,333,553	-	178,105	1,511,658	269,396
Book self and file cabinet	52,756	-	-	52,756	10	47,982	-	4,774	52,756	-
Modem	72,000	-	-	72,000	20	72,000	-	-	72,000	-
Mobile phone set	40,600	-	-	40,600	20	40,600	-	-	40,600	-
Computer and equipment	1,202,141	-	-	1,202,141	20	1,202,141	-	-	1,202,141	-
Laptop	212,100	-	-	212,100	20	212,100	-	-	212,100	-
Electric fan	12,740	-	-	12,740	20	12,740	-	-	12,740	-
Photo scanner	39,288	-	-	39,288	20	39,288	-	-	39,288	-
Vehicles	8,608,039	-	-	8,608,039	20	8,608,039	-	-	8,608,039	-
<b>Sub total</b>	<b>12,020,718</b>	<b>-</b>	<b>-</b>	<b>12,020,718</b>		<b>11,568,443</b>	<b>-</b>	<b>182,879</b>	<b>11,751,322</b>	<b>269,396</b>

**APAR**

Bi-cycle	384,440	-	-	384,440	20	384,440	-	-	384,440	-
Furniture and fixture	263,894	-	-	263,894	10	230,309	-	26,389	256,698	7,196
Modem	12,000	-	-	12,000	20	12,000	-	-	12,000	-
Motor cycle	322,800	-	-	322,800	20	322,800	-	-	322,800	-
Computer and printer	119,000	-	-	119,000	20	119,000	-	-	119,000	-
<b>Sub total</b>	<b>1,102,134</b>	<b>-</b>	<b>-</b>	<b>1,102,134</b>		<b>1,068,549</b>	<b>-</b>	<b>26,389</b>	<b>1,094,938</b>	<b>7,196</b>

**REOPA**

Bi-cycle	6,400	-	-	6,400	20	6,400	-	-	6,400	-
Furniture and fixture	54,960	-	-	54,960	10	49,987	-	4,973	54,960	-
Computer and printer fan	71,860	-	-	71,860	20	71,860	-	-	71,860	-
White and display board	6,600	-	-	6,600	20	6,600	-	-	6,600	-
<b>Sub total</b>	<b>184,820</b>	<b>-</b>	<b>-</b>	<b>184,820</b>		<b>175,775</b>	<b>-</b>	<b>4,072</b>	<b>184,820</b>	<b>9,045</b>





Uttaran

Details of consolidated property, plant and equipment  
As at 30 June 2019

Particulars	Cost			Rate (%)	Depreciation			Written down value at 30 June BDT
	Balance at 1 July BDT	Addition during the year BDT	Disposal/ Adjustment during the year BDT		Total at 30 June BDT	Upto 1 July BDT	Adjustment during the year BDT	
<b>FASHOL</b>								
Office equipment	15,395	-	-	20	15,395	-	-	15,395
<b>Sub total</b>	<b>15,395</b>	<b>-</b>	<b>-</b>		<b>15,395</b>	<b>-</b>	<b>-</b>	<b>15,395</b>
<b>Trocaire -Water Logging</b>								
Computer and printer	116,500	-	-	20	116,500	-	-	116,500
Motor cycle	218,000	-	-	20	218,000	-	-	218,000
Photo coppler	125,000	-	-	20	125,000	-	-	125,000
Furniture and fixture	114,460	-	-	10	114,460	-	10,358	114,460
<b>Sub total</b>	<b>573,960</b>	<b>-</b>	<b>-</b>		<b>573,960</b>	<b>-</b>	<b>10,358</b>	<b>573,960</b>
<b>SALE</b>								
Vehicles	5,219,168	-	-	20	5,219,168	-	-	5,219,168
Computer (desktop)	94,024	-	-	20	94,024	-	249	94,024
Laptop	532,331	-	-	20	532,331	-	62,754	532,331
Photocopier	123,000	-	-	20	123,000	-	-	123,000
Accounting software	199,850	-	-	20	199,850	-	22,700	199,850
Multimedia with laptop	291,500	-	-	20	291,500	-	-	291,500
Internet modem	16,410	-	-	20	16,410	-	3,282	16,410
Office equipment	328,626	-	-	20	328,626	-	65,725	295,954
Digital camera	80,270	-	-	20	80,270	-	16,054	64,216
Electric fan	1,420	-	-	20	1,420	-	284	1,420
Furniture and fixture	1,405,751	-	-	10	1,405,751	-	140,575	961,639
<b>Sub total</b>	<b>8,292,350</b>	<b>-</b>	<b>-</b>		<b>8,292,350</b>	<b>-</b>	<b>311,623</b>	<b>7,799,512</b>
<b>Crab</b>								
Motor cycle	425,100	-	-	20	425,100	-	-	425,100
Furniture and fixture	72,164	-	-	10	72,164	-	-	72,164
Computer and printer	132,000	-	-	20	132,000	-	-	132,000
<b>Sub total</b>	<b>629,264</b>	<b>-</b>	<b>-</b>		<b>629,264</b>	<b>-</b>	<b>-</b>	<b>629,264</b>
<b>Civic awareness</b>								
Motor cycle	902,500	-	-	20	902,500	-	-	902,500
Furniture and fixture	122,200	-	-	10	122,200	-	-	122,200
Ceiling fan	20,550	-	-	20	20,550	-	-	20,550
Ceiliular phone	22,000	-	-	20	22,000	-	-	22,000
Digital camera	28,490	-	-	20	28,490	-	-	28,490
Computer and printer	128,580	-	-	20	128,580	-	-	128,580
IPS	7,000	-	-	20	7,000	-	-	7,000
<b>Sub total</b>	<b>1,231,320</b>	<b>-</b>	<b>-</b>		<b>1,231,320</b>	<b>-</b>	<b>-</b>	<b>1,231,320</b>



Uttaran

Details of consolidated property, plant and equipment  
As at 30 June 2019

Particulars	Cost			Rate (%)	Depreciation			Written down value at 30 June BDT
	Balance at 1 July BDT	Addition during the year BDT	Disposal/ Adjustment during the year BDT		Total at 30 June BDT	Upto 1 July BDT	Adjustment during the year BDT	
<b>AFP</b>								
Bi-cycle	20,500	-	-	20,500	20	20,500	-	20,500
<b>Sub total</b>	<b>20,500</b>	<b>-</b>	<b>-</b>	<b>20,500</b>		<b>20,500</b>	<b>-</b>	<b>20,500</b>
<b>DA</b>								
Motor cycle	105,200	-	-	105,200	20	105,200	-	105,200
Furniture and fixture	20,620	-	-	20,620	10	20,275	-	20,620
Computer	40,000	-	-	40,000	20	40,000	-	40,000
Digital camera	21,000	-	-	21,000	20	21,000	-	21,000
Mobile set	8,610	-	-	8,610	20	8,610	-	8,610
<b>Sub total</b>	<b>195,430</b>	<b>-</b>	<b>-</b>	<b>195,430</b>		<b>195,085</b>	<b>345</b>	<b>195,430</b>
<b>ASEH</b>								
Cellular phone	11,410	-	-	11,410	20	11,410	-	11,410
Furniture and fixture	60,284	-	-	60,284	10	60,284	-	60,284
Ceiling fan	3,700	-	-	3,700	20	3,700	-	3,700
Computer and printer	61,530	-	-	61,530	20	61,530	-	61,530
UPS	6,650	-	-	6,650	20	6,650	-	6,650
<b>Sub total</b>	<b>143,574</b>	<b>-</b>	<b>-</b>	<b>143,574</b>		<b>143,574</b>	<b>-</b>	<b>143,574</b>
<b>SIDR</b>								
Motor cycle	203,200	-	-	203,200	20	203,200	-	203,200
Furniture and fixture	210,889	-	-	210,889	10	204,259	-	210,889
Ceiling fan	12,000	-	-	12,000	20	12,000	-	12,000
Computer and printer	184,817	-	-	184,817	20	184,817	-	184,817
Cellular phone	40,847	-	-	40,847	20	40,847	-	40,847
Digital camera	2,300	-	-	2,300	20	2,300	-	2,300
Bedding for staff member	82,536	-	-	82,536	20	82,536	-	82,536
Gas stove and utensil	15,893	-	-	15,893	20	15,893	-	15,893
Fire cylinder	9,750	-	-	9,750	10	9,445	-	9,750
File cabinet	24,245	-	-	24,245	20	24,245	-	24,245
Motor cycle	101,600	-	-	101,600	20	101,600	-	101,600
<b>Sub total</b>	<b>888,077</b>	<b>-</b>	<b>-</b>	<b>888,077</b>		<b>881,142</b>	<b>6,935</b>	<b>888,077</b>
<b>IDRT</b>								
IDRT construction	6,931,627	-	-	6,931,627	10	6,110,827	-	6,803,990
<b>Sub total</b>	<b>6,931,627</b>	<b>-</b>	<b>-</b>	<b>6,931,627</b>		<b>6,110,827</b>	<b>693,163</b>	<b>6,803,990</b>
								<b>127,637</b>
								<b>127,637</b>





Uttaran

Details of consolidated property, plant and equipment  
As at 30 June 2019

Particulars	Cost			Rate (%)	Depreciation			Written down value at 30 June BDT
	Balance at 1 July BDT	Addition during the year BDT	Disposal/ Adjustment during the year BDT		Total at 30 June BDT	Upto 1 July BDT	Adjustment during the year BDT	
<b>ASEH</b>								
Motor cycle	352,800	-	-	20	352,800	-	-	352,800
Furniture and fixture	47,590	-	-	10	34,026	-	4,759	38,785
Mobile set	14,110	-	-	20	14,110	-	-	14,110
Bicycle	95,160	-	-	20	95,160	-	-	95,160
Computer and printer	131,647	-	-	20	131,647	-	-	131,647
<b>Sub total</b>	<b>641,307</b>	-	-		<b>627,743</b>	-	<b>4,759</b>	<b>632,502</b>
<b>Ethnic</b>								<b>8,805</b>
Motor cycle	660,000	-	-	20	660,000	-	-	660,000
Furniture and fixture	486,702	-	-	10	327,602	-	48,670	376,272
Digital camera	23,000	-	-	20	23,000	-	-	23,000
Celling fan	45,930	-	-	20	45,930	-	-	45,930
Mobile phone set	33,250	-	-	20	33,250	-	-	33,250
Bicycle	20,000	-	-	20	20,000	-	-	20,000
Computer and printer	115,000	-	-	20	115,000	-	-	115,000
<b>Sub total</b>	<b>1,383,882</b>	-	-		<b>1,224,782</b>	-	<b>48,670</b>	<b>1,273,452</b>
<b>SIMAVI</b>								
Motor cycle	1,654,232	-	-	20	1,654,232	-	-	1,654,232
Furniture and fixture	713,917	-	-	10	547,400	-	71,392	618,792
Digital camera	25,900	-	-	20	25,900	-	-	25,900
Celling fan	42,446	-	-	20	42,446	-	-	42,446
Modem for internet cone	3,270	-	-	20	3,270	-	-	3,270
Photo copier	85,280	-	-	20	85,280	-	-	85,280
Bicycle	126,575	-	-	20	126,575	-	-	126,575
Computer and printer	671,367	-	-	20	671,367	-	-	671,367
<b>Sub total</b>	<b>3,322,987</b>	-	-		<b>3,156,470</b>	-	<b>71,392</b>	<b>3,227,862</b>
<b>PLB</b>								
Office equipment	235,115	-	-	20	235,115	-	-	235,115
Furniture and fixture	82,384	-	-	10	58,772	-	8,238	67,010
<b>Sub total</b>	<b>317,499</b>	-	-		<b>293,887</b>	-	<b>8,238</b>	<b>302,125</b>
<b>ASIA</b>								
Furniture and fixture	61,862	-	-	10	48,252	-	6,186	54,438
<b>Sub total</b>	<b>61,862</b>	-	-		<b>48,252</b>	-	<b>6,186</b>	<b>54,438</b>
<b>Legal Aid</b>								
Furniture and fixture	816,617	-	-	10	299,195	-	81,662	380,857
<b>Sub total</b>	<b>816,617</b>	-	-		<b>299,195</b>	-	<b>81,662</b>	<b>380,857</b>
								<b>435,760</b>
								<b>435,760</b>







Uttaran

Details of consolidated property, plant and equipment  
As at 30 June 2019

Particulars	Cost			Rate (%)	Depreciation			Written down value at 30 June BDT	
	Balance at 1 July BDT	Addition during the year BDT	Disposal/ Adjustment during the year BDT		Total at 30 June BDT	Upto 1 July BDT	Adjustment during the year BDT		Charge for the year BDT
<b>APARAJEO</b>									
Furniture and fixture printer	294,644	-	-	10	148,585	-	29,464	178,049	116,595
Laptop	59,488	-	-	20	59,488	-	-	59,488	-
Digital camera	192,320	-	-	20	192,320	-	-	192,320	-
Motor cycle	35,820	-	-	20	35,820	-	-	35,820	-
<b>Sub total</b>	<b>572,272</b>	<b>-</b>	<b>-</b>		<b>436,213</b>	<b>-</b>	<b>29,464</b>	<b>465,677</b>	<b>116,595</b>
<b>SIMAVI</b>									
Laptop	47,775	-	-	20	28,665	-	9,555	38,220	9,555
<b>Sub total</b>	<b>47,775</b>	<b>-</b>	<b>-</b>		<b>28,665</b>	<b>-</b>	<b>9,555</b>	<b>38,220</b>	<b>9,555</b>
<b>CRPARP</b>									
Furniture and fixture Computer (desktop)	1,149,025	-	-	10	477,341	-	114,903	592,244	556,781
Scanner	1,617,840	-	-	20	1,137,102	-	323,568	1,460,670	157,170
IPS	220,845	-	-	20	137,975	-	44,169	182,144	38,701
GPS printer	94,520	-	-	20	72,020	-	18,904	90,924	3,596
Motor cycle	177,071	-	-	20	104,328	-	35,414	139,742	37,329
Digital camera	119,681	-	-	20	92,483	-	23,936	116,419	3,262
Multimedia	3,408,743	-	-	20	3,085,500	-	323,243	3,408,743	-
Air condition	896,813	-	-	20	511,949	-	179,363	691,312	205,501
Freeze	197,677	-	-	20	150,505	-	39,535	190,040	7,637
Electric fan	415,200	-	-	20	249,120	-	83,040	332,160	83,040
<b>Sub total</b>	<b>8,395,163</b>	<b>-</b>	<b>-</b>		<b>6,107,171</b>	<b>-</b>	<b>1,194,975</b>	<b>7,302,146</b>	<b>1,093,017</b>
<b>SAFAL</b>									
Furniture and fixture Computer (desktop)	995,225	-	-	10	456,968	-	99,523	556,491	438,734
Laptop printer	649,252	-	-	20	552,210	-	97,042	649,252	-
EDGM modem	627,595	-	-	20	472,999	-	125,519	598,518	29,077
Digital camera	290,898	-	-	20	242,384	-	48,514	290,898	-
Electric fan	28,328	-	-	20	27,328	-	1,000	28,328	-
Water filter	104,969	-	-	20	59,028	-	20,994	80,022	24,947
Motor cycle	150,892	-	-	20	139,434	-	11,458	150,892	-
IPS	98,167	-	-	20	78,534	-	19,633	98,167	-
<b>Sub total</b>	<b>5,829,000</b>	<b>194,508</b>	<b>-</b>		<b>5,256,800</b>	<b>-</b>	<b>572,200</b>	<b>5,829,000</b>	<b>155,606</b>
<b>Sub total</b>	<b>8,774,326</b>	<b>194,508</b>	<b>-</b>		<b>7,285,685</b>	<b>-</b>	<b>1,034,785</b>	<b>8,320,470</b>	<b>648,364</b>



Uttaran

Details of consolidated property, plant and equipment  
As at 30 June 2019

Particulars	Cost			Rate (%)	Depreciation			Written down value at 30 June BDT	
	Balance at 1 July BDT	Addition during the year BDT	Disposal/ Adjustment during the year BDT		Total at 30 June BDT	Upto 1 July BDT	Adjustment during the year BDT		Charge for the year BDT
<b>BGD ECHO HIP</b>									
Laptop	74,896	-	-	20	44,936	-	14,979	59,915	14,981
Furniture and fixture	75,005	-	-	10	15,001	-	7,501	22,502	52,503
<b>Sub total</b>	<b>149,901</b>	<b>-</b>	<b>-</b>		<b>59,937</b>	<b>-</b>	<b>22,480</b>	<b>82,417</b>	<b>67,484</b>
<b>DIPICHO-VII</b>									
Furniture and fixture	99,873	-	-	10	49,937	-	9,987	59,924	39,949
Computer (desktop)	55,120	-	-	20	55,120	-	-	55,120	-
Laptop	52,000	-	-	20	52,000	-	-	52,000	-
Digital camera	22,880	-	-	20	22,880	-	-	22,880	-
Motor cycle	157,620	-	-	20	157,620	-	-	157,620	-
<b>Sub total</b>	<b>387,493</b>	<b>-</b>	<b>-</b>		<b>337,557</b>	<b>-</b>	<b>9,987</b>	<b>347,544</b>	<b>39,949</b>
<b>CLASSBD</b>									
Internet modem	22,431	-	-	20	17,945	-	4,486	22,431	-
Furniture and fixture	551,422	-	-	10	220,569	-	55,142	275,711	275,711
Computer (desktop)	335,886	-	-	20	268,709	-	67,177	335,886	-
Laptop	214,864	-	-	20	171,891	-	42,973	214,864	-
Photocopier	82,000	-	-	20	65,600	-	16,400	82,000	-
Accounting software printer for project office	109,200	-	-	20	87,360	-	21,840	109,200	-
Digital camera	55,000	-	-	20	44,000	-	11,000	55,000	-
Multimedia	74,520	-	-	20	59,616	-	14,904	74,520	-
Cellular phone purchase	132,000	-	-	20	105,600	-	26,400	132,000	-
Motor cycle	9,200	-	-	20	7,360	-	1,840	9,200	-
Bi cycle	1,566,850	-	-	20	1,253,480	-	313,370	1,566,850	-
<b>Sub total</b>	<b>3,342,741</b>	<b>-</b>	<b>-</b>		<b>2,441,383</b>	<b>-</b>	<b>613,406</b>	<b>3,054,789</b>	<b>12,240</b>
<b>ERF</b>									
Internet modem	1,600	-	-	20	960	-	320	1,280	320
Office equipment	9,850	-	-	20	5,910	-	1,970	7,880	1,970
Laptop	52,983	-	-	20	31,790	-	10,597	42,387	10,596
Printer for project office	12,705	-	-	20	7,623	-	2,541	10,164	2,541
<b>Sub total</b>	<b>77,138</b>	<b>-</b>	<b>-</b>		<b>46,283</b>	<b>-</b>	<b>15,428</b>	<b>61,711</b>	<b>15,427</b>
<b>Switch Asia</b>									
Furniture and fixture	134,473	-	-	10	67,237	-	13,447	80,684	53,789
<b>Sub total</b>	<b>134,473</b>	<b>-</b>	<b>-</b>		<b>67,237</b>	<b>-</b>	<b>13,447</b>	<b>80,684</b>	<b>53,789</b>





Uttaran

Details of consolidated property, plant and equipment  
As at 30 June 2019

Particulars	Cost			Rate (%)	Depreciation			Written down value at 30 June BDT	
	Balance at 1 July BDT	Addition during the year BDT	Disposal/ Adjustment during the year BDT		Total at 30 June BDT	Upto 1 July BDT	Adjustment during the year BDT		Charge for the year BDT
<b>Land O Lakes</b>									
Computer (desktop)	480,059	-	-	20	254,208	-	96,012	350,220	129,839
Scanner	4,606	-	-	20	2,763	-	921	3,684	922
IPD TAB	48,650	-	-	20	19,460	-	9,730	29,190	19,460
Digital camera	88,200	-	-	20	35,280	-	17,640	52,920	35,280
Furniture and fixture	36,725	-	-	10	7,345	-	3,673	11,018	25,707
Motor cycle	1,185,442	-	-	20	474,177	-	237,088	711,265	474,177
Printer for project office	45,120	-	-	20	27,072	-	9,024	36,096	9,024
<b>Sub total</b>	<b>1,888,802</b>	<b>-</b>	<b>-</b>		<b>820,305</b>	<b>-</b>	<b>374,088</b>	<b>1,194,393</b>	<b>694,409</b>
<b>PRODIGY</b>									
Furniture and fixture	33,996	-	-	10	10,199	-	3,400	13,599	20,397
<b>Sub total</b>	<b>33,996</b>	<b>-</b>	<b>-</b>		<b>10,199</b>	<b>-</b>	<b>3,400</b>	<b>13,599</b>	<b>20,397</b>
<b>River Basin</b>									
Motor cycle	330,084	635,800	-	20	198,051	-	193,177	391,228	574,656
Digital camera	-	33,760	-	20	-	-	6,752	6,752	27,008
<b>Sub total</b>	<b>330,084</b>	<b>669,560</b>	<b>-</b>		<b>198,051</b>	<b>-</b>	<b>199,929</b>	<b>397,980</b>	<b>601,664</b>
<b>CCR</b>									
Internet Modem	-	-	-	20	-	-	-	-	-
Furniture and fixture	21,000	-	-	10	4,200	-	2,100	6,300	14,700
Computer (desktop)	38,000	-	-	20	15,200	-	7,600	22,800	15,201
Laptop	188,400	-	-	20	75,360	-	37,680	113,040	75,360
Printer for project Office	17,100	-	-	20	6,840	-	3,420	10,260	6,840
<b>Sub total</b>	<b>264,500</b>	<b>-</b>	<b>-</b>		<b>101,598</b>	<b>-</b>	<b>50,800</b>	<b>152,398</b>	<b>112,102</b>
<b>APOTIRODHO</b>									
Laptop	-	102,900	-	20	-	-	20,580	20,580	82,320
Desktop computer with UPS	-	94,290	-	20	-	-	18,858	18,858	75,432
Internet (Broad band connection)	-	4,990	-	20	-	-	998	998	3,992
Digital camera	-	10,290	-	20	-	-	2,058	2,058	8,232
Motor cycle	-	238,328	-	20	-	-	47,666	47,666	190,662
Printer	-	23,625	-	20	-	-	4,725	4,725	18,900
<b>Sub total</b>	<b>-</b>	<b>474,423</b>	<b>-</b>		<b>-</b>	<b>-</b>	<b>94,885</b>	<b>94,885</b>	<b>379,538</b>



Uttaran

Details of consolidated property, plant and equipment  
As at 30 June 2019

Particulars	Balance at 1 July BDT		Cost		Rate (%)	Depreciation		Written down value at 30 June BDT
	1 July BDT	30 June BDT	Addition during the year BDT	Disposal/ Adjustment during the year BDT		Upto 1 July BDT	Adjustment during the year BDT	
<b>UMIMCC</b>								
Laptop		40,000	40,000	-	20	-	8,000	32,000
Digital camera		10,000	10,000	-	20	-	2,000	8,000
Internet modem		3,000	3,000	-	20	-	600	2,400
<b>Sub total</b>		<b>53,000</b>	<b>53,000</b>	-		-	<b>10,600</b>	<b>42,400</b>
<b>WASH SDG WAI</b>								
Laptop		134,450	134,450	-	20	-	26,890	107,560
Desktop computer with UPS		77,400	77,400	-	20	-	15,480	61,920
Smart phone		57,300	57,300	-	20	-	11,460	45,840
Photocopy machine		120,450	120,450	-	20	-	24,090	96,360
Motor cycle		728,197	728,197	-	20	-	145,639	582,558
Bi cycle		74,860	74,860	-	20	-	14,972	59,888
Printer		11,500	11,500	-	20	-	2,300	9,200
<b>Sub total</b>		<b>1,204,157</b>	<b>1,204,157</b>	-		-	<b>240,831</b>	<b>963,326</b>
<b>Emergency &amp; Resilience Assistance for Forcibly Displaced Myanmar National (FDMN) in Cox's Bazar, Bangladesh</b>								
Laptop		95,600	95,600	-	20	-	19,120	76,480
Internet modem		5,000	5,000	-	20	-	1,000	4,000
Raincoat & bag		26,100	26,100	-	20	-	5,220	20,880
Furniture and fixture		38,620	38,620	-	10	-	3,862	34,758
Printer		60,000	60,000	-	20	-	12,000	48,000
<b>Sub total</b>		<b>225,320</b>	<b>225,320</b>	-		-	<b>41,202</b>	<b>184,118</b>
<b>Emergency &amp; Resilience Assistance for Forcibly Displaced Myanmar National (FDMN) and Host Community in Cox's Bazar, Bangladesh</b>								
Laptop		52,430	52,430	-	20	-	10,486	41,944
Internet modem		3,182	3,182	-	20	-	636	2,546
Raincoat & bag		15,963	15,963	-	20	-	3,193	12,770
Furniture and fixture		63,042	63,042	-	10	-	6,304	56,738
Digital camera		43,870	43,870	-	20	-	8,774	35,096
Printer		16,585	16,585	-	20	-	3,317	13,268
<b>Sub total</b>		<b>195,072</b>	<b>195,072</b>	-		-	<b>32,710</b>	<b>162,362</b>
<b>Community Based Disaster Risk Reeducation (CBDRR) in FDMN Camps in Cox's Bazar</b>								
Laptop		115,425	115,425	-	20	-	23,085	92,340
Furniture and fixture		61,353	61,353	-	10	-	6,135	55,218
<b>Sub total</b>		<b>176,778</b>	<b>176,778</b>	-		-	<b>29,220</b>	<b>147,558</b>
<b>Community Based Disaster Risk Reeducation (CBDRR) in FDMN Camps in Cox's Bazar</b>								
Laptop		59,300	59,300	-	20	-	11,860	47,440
Furniture and fixture		70,564	70,564	-	10	-	7,056	63,508
<b>Sub total</b>		<b>129,864</b>	<b>129,864</b>	-		-	<b>18,916</b>	<b>110,948</b>
<b>Total Projects</b>		<b>66,220,093</b>	<b>3,322,682</b>	-		-	<b>5,548,431</b>	<b>8,351,645</b>
2019		<b>246,061,392</b>	<b>10,251,420</b>	-		-	<b>10,770,562</b>	<b>135,468,615</b>
2018		<b>244,817,609</b>	<b>1,953,031</b>	<b>709,248</b>		<b>109,526</b>	<b>12,292,513</b>	<b>135,987,757</b>





Uttaran

Details of bank balance  
As at 30 June 2019

Annex B  
1/3

Name of bank and branches	Account no.	2019 BDT
<b>General fund</b>		
1 Dutch - Bangla Bank Limited - Dhanmondi	SND - 1012000731	358,792
2 City Bank Limited - Satkhira Branch	SND - 3102224809001	1,440
3 City Bank Limited - Satkhira Branch	SND - 3101093331001	-
4 Prime Bank Limited - Satkhira Branch	SND - 202310203355	505,935
5 National Bank Limited - Satkhira Branch	SND - 102400328760	1,005
6 National Bank Limited - Satkhira Branch	SND - 102400327881	2,459
7 National Bank Limited - Satkhira Branch	SND - 102400328790	1,595
8 National Bank Limited - Satkhira Branch	SND - 102400320297	20,436
<b>Balance as at 30 June 2019</b>		<b>891,662</b>
<b>Micro credit</b>		
1 Janata Bank Limited. Tala Branch	CA-1011001040	471,018
2 Janata Bank Limited - Tala Branch	CA-1011001032	174,367
3 Sonali Bank Limited- Tala Branch	STD-240000985	464
4 Sonali Bank Limited- Tala Branch	SB-100095188	1,269
5 Sonali Bank Limited- Tala Branch	CD-200022412	3,033
6 Bangladesh Krishi Bank - Tala Branch	SND-05	62,771
7 SBAC Bank Limited - Chuknagar Branch	SND - 0027111001781	495
8 Agrani Bank Limited - Chuknagar Branch	SD - 0200002149891	7,662
9 Shahjalal Islami Bank Limited- Chuknagar Branch	21	167,315
10 Pubali Bank Limited - Patkelghata Branch	SND - 4431901004366	174,106
11 Janata Bank Limited - Patkelghata Branch	STD - 0100052200291	10,009
12 Janata Bank Limited - Patkelghata Branch	STD - 0100052201246	2,035
13 Agrani Bank Limited - Kopilmuni Branch	CA - 0200005078072	306,839
14 Sonali Bank Limited - Paikgacha Branch	CA - 2718001017126	438,816
15 Sonali Bank Limited - Paikgacha Branch	STD - 2718004000305	2,691
16 Sonali Bank Limited - Paikgacha Branch	SND - 2718004000316	1,451
17 Sonali Bank Limited - Paikgacha Branch	STD - 2718004000269	689
18 Sonali Bank Limited - Paikgacha Branch	STD - 2718000400588	4,294
19 Agrani Bank Limited - Banka Bazar Branch	CA - 0200005908733	415,208
20 Sonali Bank Limited - Koyra Branch	CA - 001042047	350,400
21 Sonali Bank, Tala Branch	STD-778	238,366
22 Sonali Bank Limited- Tala Branch	STD - 1100000914	579,146
23 SBAC Bank Limited - Satkhira Branch	CA - 0028111002716	80,945
24 Brac Bank Ltd, Satkhira Branch	STD - 62956001	988,464
25 Sonali Bank Limited - Kolaroya Branch	CA - 2808001023432	112,971
26 Sonali Bank Limited - Kolaroya Branch	STD - 2808004000269	136
27 Sonali Bank Limited - Parulia Branch	CA - 2816001010799	925
28 NCC Bank Limited - Parulia Branch	CA - 00940210005777	94
29 NCC Bank Limited - Parulia Branch	CA-00940210008425	48,718
30 Sonali Bank Limited - Kulia Bazar Branch	CA - 2813402000138	335
31 Sonali Bank Limited - Parulia Branch	CA - 2816004000145	2,784
32 Bangladesh Krishi Bank - Sakhipur Branch	SB - 15120210003681	156,434
33 A-Arafah Islami Bank Ltd, Nalta Branch	259	134,827
34 Janata Bank Limited- Kaliganj Branch	SB-9319/5	741
35 Janata Bank Limited- Kaliganj Branch	CD-1011011049	1,447
36 Janata Bank Limited- Kaliganj Branch	CD-1031000547	3,000
37 Janata Bank Limited- Kaliganj Branch	STD-1031000356	2,462
38 Janata Bank Limited- Kaliganj Branch	CA- 47131850	411,048
39 Janata Bank Limited- Kaliganj Branch	SB-1021092775	448





Uttaran

Details of bank balance  
As at 30 June 2019

Annex B  
2/3

Name of bank and branches	Account no.	2019 BDT
40 SBAC Bank Limited - Shyamnagar Branch	CA - 0023111001801	234,993
41 Bangladesh Krishi Bank - Shamnagar Branch	SND - 1515032000151	4,383
42 Sonali Bank Limited - Assasuni Branch	STD - 28012000009093	243,383
43 Sonali Bank Limited - Assasuni Branch	STD-095	42
44 Sonali Bank Limited - Assasuni Branch	SB - 28011000045656	2,140
45 Sonali Bank Limited - Assasuni Branch	SB-240000558	2,366
46 Sonali Bank Limited - Assasuni Branch	SB - 28011000045646	556
47 Bangladesh Krishi Bank - Chandkhali Branch	CA-132	1,685
48 Southeast Bank Limited - Dumuria Branch	CD - 01061110000465	570,955
49 Sonali Bank Limited - Dumuria Branch	CA - 2711001024251	495
50 Pubali Bank Limited-Kayre Bazer Branch	STD-1015577	393,826
51 Brac Bank Ltd, Doulotpur Branch	STD - 62956001	129,750
52 Prime Bank Limited - Doulotpur Branch	CA - 21311070005827	176,320
53 Pubali Bank Limited - Fultala Branch	CA - 4266901006271	509,252
54 Janata Bank, Lakhpur Branch	CA-7733002552	483,143
55 Brac Bank Ltd, Bagerhat Branch	STD - 62956001	354,573
56 Pubali Bank Limited- Bagerhat Branch	STD-1901029762	31,841
57 SBAC Bank Limited - Morrelgonj Branch,	CA - 0046111000207	299,806
58 Sonali Bank Limited - Morrelgonj Branch	SND - 004000497	605
59 Sonali Bank Limited - Morrelgonj Branch	SND - 004000486	3,962
60 Sonali Bank Limited - Morrelgonj Branch	CA - 001023443	1,281
61 Sonali Bank Limited - Monirampur Branch	CA - 2321833009196	210,022
62 Prime Bank Limited - Jhikorgasa Branch	CA - 5171108005560	466,474
63 Janata Bank Limited - Chachra Branch	CA - 0100065922198	202,798
64 Sonali Bank Limited - Rajgonj Branch	CA - 2329102000893	369,407
65 Sonali Bank Limited - Chaugasa Branch	CA - 2311902000762	376,662
66 Sonali Bank Limited - ChuramonkatiBranch	CA - 2312702000349	565,113
67 One Bank Limited- Satkhira Branch	STD-276	1,025,352
68 Agrani Bank, Panthopath Branch	STD-4895	412
69 Mercantile Bank Limited - Dhanmondi Branch	SND - 1101311804038	27,164
70 Dutch Bangla Bank Limited- Khulna Branch	SND - 1201200006365	804
71 Prime Bank Limited - SatkhiraBranch	CA - 20211090001976	668
72 SBAC Bank Ltd, Satkhira Branch	CA-130000110	25
73 AB Bank Limited - Satkhira Branch	CA - 4212794739000	16,358
74 Southeast Bank Limited - Jessore Branch	SND-39	44,303
75 Jamuna Bank Ltd.Ring Road Branch	CD-10304	49,107
76 The Premier Bank Limited - Rampura Branch	SND - 0136131000036	1,974
77 Mutual Trust bank Limited - Gulshan Branch	CA - 00460210007906	38,290
78 United Commercial Bank Ltd. Khulna Branch	22	2
79 Sonali Bank,Lalmatia Branch	CA-2001065	3,709
		<b>12,202,224</b>





Uttaran

Details of bank balance  
As at 30 June 2019

Annex B  
3/3

Name of Bank and Branches	Account no.	2019 BDT
<b>Projects</b>		
1 Dutch - Bangla Bank Limited - Khulna Branch	SND - 1201200005742	2,046,755
2 Shahjalal Islami Bank Limited, Chuknagar Branch	SND- 110613100000003	1,880,085
3 Prime Bank Limited - Satkhira Branch	SND - 2202312000953	20,117
4 South Bangla Agriculture and Commerce Bank	SND - 0028130000165	8,569
5 Sonali Bank Limited- Nagarkanda brance	SND - 2026303000041	3,601
6 Sonali Bank Limited- Boalmari brance	SND - 2006503000035	265
7 Southeast Bank Limited-Satkhira Branch	SND - 2012131000071	1,466,424
8 Pubali Bank Limited - Barishal Branch	SND - 374901054713	795
9 One Bank Limited - Satkhira Branch	SND - 0463000000243	1,722
10 One Bank Limited - Satkhira Branch	SND - 0463000000334	859,975
11 Prime Bank Limited - Jhikorgacha Branch	SND - 2517316003227	679
12 Southeast Bank Limited - Satkhira Branch	SND - 2012131000019	9,493
13 Dutch - Bangla Bank Limited - Satkhira Branch	SND - 1801200000213	1,376
14 Southeast Bank Limited - Satkhira Branch	SND - 2012131000013	4,635
15 AB Bank Limited - Satkhira Branch	SND - 4212797492-430	1,139
16 Sonali Bank Limited - Tala Branch	SA - 2820100006459	252,871
17 Krishi Bank Limited - Shyamnagar Branch	SD - 1515-0320000106	2,107
18 Agrani Bank Limited - Kopilmoni Branch	SD - 0200003274698	14,031
19 Krishi Bank Limited - Sakhipur Branch	SD - 1512-0320000118	6,015
20 Janata Bank Limited - Kaligong Branch	SD - 01000046350663	9,393
21 Dutch-Bangla Bank Limited - Satkhira Branch	SND - 1801200000090	10,924
22 Mercantile Bank Limited, Dhanmondi brance	SND- 110213125176428	11,348
23 Mercantile Bank Limited, Dhanmondi brance	SND- 110213125176638	4,846,796
24 Dutch - Bangla Bank Limited - Dhanmondi	SND - 1012000731	29,201,158
25 United commercial bank limited- Khan jahan ali road	SND- 0612301000000230	1,637,119
26 Southeast Bank Limited-Satkhira Branch	SND- 201213000000022	2,376,734
27 Southeast Bank Limited-Satkhira Branch	SND- 201213000000023	4,924
28 Mercantile Bank Limited, Dhanmondi brance	SND- 110213124294346	172,556
29 Mercantile Bank Limited, Dhanmondi brance	SND-110213124315785	2,700
<b>Balance as at 30 June 2019</b>		<b>44,854,306</b>



# **S. F. AHMED & CO.**

**CHARTERED ACCOUNTANTS | Since 1958**

**Dhaka Office :**

House # 51 (3rd Floor), Road # 9, Block # F, Banani  
Dhaka 1213, Bangladesh

Tel: (880-2) 9871018, 9870619, 9894258 & 5504315, Fax : (880-2) 55042314

E-mail : (i) [sfaco@citechco.net](mailto:sfaco@citechco.net), (ii) [sfaco@sfahmedco.org](mailto:sfaco@sfahmedco.org)

website : [www.sfahmedco.org](http://www.sfahmedco.org)

**Chattogram Office :**

Ispahani Building (2nd Floor), Agrabad, Chattogram 4100, Bangladesh

Tel : (880-31) 716184 Fax : (880-31) 713683

**S. F. Ahmed & Co is a member of HLB International, the global advisory and accounting network**